WIPAC
Parts for your car

هكذا من الأصل

FINANCIAL TIMES

No. 30,202 ** Saturday April 4 1987

UK 40p U.S.A. $1.00
Canada C$1.00 Bermuda $1.50

Impeccable timing.
BAUME & MERCIER
GENEVE 1830
Handcrafted Swiss watches at 38 Conduit Street, London W1.

WORLD NEWS

Poll puts Labour in third place

Labour comes third behind the Alliance in a Gallup 9000 poll for BBC-TV's Newsnight which points to a comfortable Tory general election victory.

The opinion poll gives the Conservatives 36.7 per cent of the vote, the Aliance 31.8 per cent and Labour 29.6 per cent, the lowest since Neil Kinnock became leader in 1983.

Gallup says Labour's poor performance in marginal seats would give the Tories a majority of 58. SDP leader Dr David Owen predicted the election would be on May 7.

Obscenity bill reading

A bill to strengthen the obscenity law and extend it to broadcasting was given a second reading in the Commons, with Government backing. Page 4

Life in jail for rapist

Robert Hodgson, 33, was jailed for life in Preston after admitting raping a woman in her home. He had previous sex offence convictions.

Myra Hindley confesses

Moors murderer Myra Hindley has confessed to murdering Keith Bennett, 12, and Pauline Reade, 16, missing for 22 years, her solicitor said.

Jewels bring £31m

The Duchess of Windsor's jewellery collection brought SFr 75m (£31m) at auction in Geneva, with items fetching up to 100 times the estimates.

Mud slides kill 100

Over 100 people were feared dead in mudslides which buried about five buses on an Ecuador road coastal road.

Hong Kong film move

Hong Kong Government introduced a bill to give censors the right to ban films which might damage ties with China.

Newspaper plan

The Toronto Sun newspaper group of Canada is working on a project to launch a national daily UK newspaper. Page 3

Secret Society showings

BBC-TV is to begin screening four of the controversial Secret Society programmes this month, but two others have not been scheduled.

Peking optimistic

China is pleased with the more positive Soviet attitude towards tackling obstacles between the two countries. Page 3

Sierra Leone sacking

Sierra Leone President Joseph Momoh dissmised Vice President Francis Minah, two weeks after a failed coup attempt.

One Swiss strike

There was one strike in Switzerland last year, a two-day stoppage by 36 workers, making it the second-best year since strike-free 1973.

FT critic wins award

FT television critic Christopher Dunkley was named Critic of the Year in the 1986 British Press Awards. Page 4

Fulham club saved

A consortium headed by former player Jimmy Hill bought out the third division Fulham football club's name and players' contracts to save it from extinction.

Restored

A police search for a £500,000 Lorenzo Lotto painting, reported missing from Upton House, Warwicks, by the National Trust, was called off when officials remembered it was sent to a picture restorer.

BUSINESS SUMMARY

Wall Street shares soar to record

WALL STREET share prices soared to record levels in a late rally yesterday as investors laid to rest fears raised earlier this week by the rise in bank prime lending rates.

The Dow Jones Industrial Average closed up 69.89 points —its biggest ever one-day points gain — at a record 2,390.34. Page 11

UK EQUITIES: Markets took a dim view of the Government's threat to refuse licences for Japanese banks and insurance companies and after a brief rally, headed downwards. The FT-SE 100 index closed at

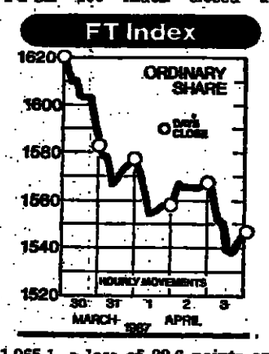

1,965.1, a loss of 22.6 points on the day and 83.5 on the week. The FT Ordinary index finished at 1,546.4, a 21.2 fall on the day and a 74.2 point drop on the week. Page 12

STERLING rose strongly against the D-Mark and the dollar yesterday at the end of a week marked by confusion over the Government's exchange rate policy. Back Page; Money Markets Page 12; Editorial Comment Page 6; Analysis Page 3

BRITISH PETROLEUM'S bid to raise $5bn (£3.1bn) to help finance its offer for Standard Oil of the US, met an unprecedented response from international banks which committed more than $15bn.

SEVERAL UK defence contractors urged the Office of Fair Trading to recommend rejection of the British Aerospace takeover of Royal Ordnance, the government-owned arms company. Back Page. Details, Page 3

PLESSEY has sold $100m (£62m) worth of public telephone exchanges to a large US regional telephone business, BellSouth, through its American telecommunications equipment offshoot. Back Page

NATIONWIDE Building Society said house prices in the UK rose 17 per cent in the year ended March 31 and could rise by up to 20 per cent in the coming 12 months.

US UNEMPLOYMENT fell to 6.6 per cent in March, its lowest level in seven years. Page 2

SWEDEN may give its banking sector more freedom, through which banks could be owned by holding companies and could in turn own stock broking firms. Page 10

BRITISH NUCLEAR Fuels is planning another national advertising drive to attract more visitors to its Sellafield reprocessing plant in Cumbria. Page 3

LONRHO, multi-national trading company, was granted an order in the High Court freezing 310,000 of its shares, 250,000 of which are registered in the name of House of Fraser. Page 8

LAIRD GROUP, with interests in sealing systems, service industries, engineering and transport, suffered its first fall in six years in pre-tax profits last year, posting £28.19m against £28.98m. Page 8

WOOLWORTH, high street chain, opened its first Kidstore, a specialist outlet for families with childden aged up to 12.

Tokyo minister hits hopes for C and W telecommunication bid

BY IAN RODGER IN TOKYO AND MICHAEL CASSELL IN LONDON

MR SHUNJIRO KARASAWA, Japan's Posts and Telecommunications Minister, yesterday endorsed proposals that would give foreign companies a limited stake in the country's telecommunications market, despite continuing objections from Cable and Wireless of the UK.

Support for the scheme from the Minister, who has fiercely resisted C & W's efforts to win a significant stake in the market, means it will be much harder for the British company to pursue its case, though it has said it intends to fight on.

Mr Karasawa said he welcomed the prospect of foreign companies, including C & W, having a combined share of up to one third in the country's second international telecommunications company.

The comment, following a cabinet meeting yesterday morning, suggests that the Japanese Government now believes enough concessions have been made to the many and loud foreign protests about Japan's handling of this issue.

Yesterday, it was learned that President Ronald Reagan had added his own strong voice to those protesting.

In a letter to Mr Yasuhiro Nakasone, the Japanese Prime

The British Government's decision to invoke the provisions of the Financial Services Act in the trade war brewing between the UK and Japan was seen as irrelevant, counter-productive or an over-reaction by London's financial community yesterday.

City reaction, Page 2

Minister, Mr Reagan called on Japan to take "appropriate steps" to ensure foreign companies have the same access to the venture as Japanese companies. Mrs Margaret Thatcher, the UK Prime Minister, has also written to Mr Nakasone.

Both letters complain about attempts, supported by the Japanese Ministry of Posts and Telecommunications, to bring about a merger of the two consortia seeking to operate as Japan's second international telecommunications carrier, because this would dilute the shares of foreign companies.

They have demanded that foreign companies be treated equally and that the Ministry agrees to receive and assess fairly the applications of both groups.

On Thursday, a revised plan for merging the consortia was agreed among the leading Japanese shareholders in them. This revised agreement, endorsed by Mr Karasawa, provides that C and W and Pacific Telesis of the US can have equal shares with the leading Japanese companies and can delegate directors to the company.

Mr Karasawa said the structure of the merged company meant that Japan would be the first industrial country to liberalise its international telecommunications sector. He pointed out that even the US and the UK did not permit foreign companies to participate in the management of domestic telecommunications companies.

Meanwhile, Mr Michael Howard, the Consumer Affairs Minister, is due to leave for Tokyo today for discussions with Japanese ministers on the telecommunications issue and other trade matters, including access for British companies to Japan's financial markets.

He is expected to seek assurances from Japan that it is now ready to begin to rectify the trade balance between

Continued on Back Page
US-Japan chip dispute, Back Page

Bass mounts agreed offer for Horizon Travel group

BY LISA WOOD

BASS, the brewing and hotel group, has mounted an agreed bid for Horizon Travel, the air holiday operator and travel agent in which it already holds a 25.6 per cent stake. The offer values Horizon at about £92.3m.

The move comes within days of Bass agreeing a £57.5m deal for the sale of its Pontins holiday camps subsidiary to a consortium of former Pontins executives.

The Horizon board said yesterday it would be recommending Bass's offer to shareholders.

Mr Ian Prosser, vice-chairman and group managing director of Bass, said yesterday: "A lot happens in two years. Then we were looking to understand the market and went into the joint hotel venture. Now we understand the business and it fits in with our leisure interests.

"With Horizon, there is significant long-term growth in volume, both in the UK holiday business and on the hotel side."

Bass acquired a 25.6 per cent holding in Horizon in 1985 when it set up Bass Horizon Hotels, a jointly-owned hotel company. At the time it gave assurances to Horizon that it would not be launching a takeover bid.

Bass Horizon Hotels has 14 hotels on the Continent, 11 in Spain, two in Italy and one in Greece.

Horizon is Britain's third biggest travel group after International Leisure and Thomson. It has successfully emerged from difficult trading conditions in 1985 and in the 11 months to October 31 1986 made pre-tax profits of £4.59m. That compared with £14.49m for the year to November 1985, which, however, included £16.47m from aircraft sales.

Mr Prosser said the acquisition was being made for straightforward business reasons and not defensive ones. He said he was not seeking to make Horizon the biggest holiday operator in Britain, but perhaps the most profitable.

Bass is offering 0.213 of a Bass ordinary share for each Horizon share. At yesterday's closing price of 869p for each Bass share, down 22p, that values each Horizon share at 185p and the company at £92.3m. However, Horizon's shares closed above that level at 194p, up 30p each.

Bid speculation has focused on Horizon in the past few months, since it was known that Mr Ron Brierley's IEP Securities Group had built up a 17.5 per cent stake in the group. Early this year International Leisure confirmed it was the owner of a 3 per cent stake in Horizon.

Bass is being advised by J. Henry Schroder Wagg and Co and Horizon by Hill Samuel.

Ecu coin hits trade barriers

BY TIM DICKSON IN BRUSSELS

A NEW gold coin designed to boost the ideal of a unified EEC is in danger of getting bogged down in exactly the sort of trade barrier whose removal it is supposed to inspire.

The Ecu 50 (£35.60) coin — issued last month by the Belgian Government to mark the 30th anniversary of the signing of the Treaty of Rome — has been snapped up in large numbers by eager numismatists and intrepid investors over the past 10 days. "We have sold 368,000 at the last count, including one order of 30,000 to West Germany," a Ministry of Finance spokesman said proudly with a detectably golden glint in his eye.

But some of the shine has been taken off by the belated discovery by Government officials in Brussels that coins sent to Britain and France — two very important markets for collectors — will suffer a hefty import tax on arrival.

"This is likely to make them uncompetitive with other gold coins," the ministry spokesman said sadly. "The whole minting operation was done in a tremendous hurry—eight weeks from the time the idea was conceived—and it seems that we may not have taken this example of protectionism into account." But he added ambiguously: "We are trying to see if it can be done in another way."

British officials emphasised last night that value added tax of 15 per cent was charged on all imported coins, regardless of origin, "except where they are imported directly by the Bank of England."

The French Government said last night that "the coins that have been issued by the Belgian Government are considered collectors' items and as such are subject to the maximum rate of VAT which is 33.3 per cent." It emphasised: "This tax applies to all coins of this type."

The embarrassment for the Belgians—who currently occupy the chair of the EEC Council of Ministers—stems from the fact that the gold coin and its Ecu 5 silver counterpart were issued "as a political act of symbolic significance" intended in the words of the publicity material "to concretize the idea of European monetary integration."

The Ecu, or European Currency Unit, is the pivotal element of the European Monetary System which came into effect in 1979. The unit is best defined as a currency basket whose final composition will be a fixed quantity of the currency of each member state of the EEC.

The Belgian Government believes that "the favourable development" (that is the issuing of the coins) "should be sustained by the willingness of the member states to carry on the economic and monetary integration."

The actual price of the gold coin—15.55 grams of fine metal, 17.27 grams in all, and 29mm in diameter—is determined each day on the basis of the daily London fixing. On Thursday this week it was retailing at about BFr 8,300 (£137) while the rather larger silver version (diameter 37mm) is on offer for a fixed BFr 500.

The obverse of the coin features the effigy of Charles V, born in Gent in 1500, King of Spain as Charles I, and crowned emperor of the Holy Roman Empire ("a prefiguration of the Common Market" according to the Belgian Finance Ministry) in 1519. Like the man who would no doubt like to be considered his spiritual heir, Commission President Mr Jacques Delors, Charles V was much exercised by monetary matters and introduced an empire-wide system incorporating the gold Carolus and the silver Carolus guilder coins.

However, unlike Lord Cockfield, the EEC Commissioner who is Mr Delors' lieutenant responsible for the internal market, the Emperor did not have the same trouble with trade barriers.

Delors seeks stronger EMS, Back Page

Airbus reaches 'breakthrough' deal in US

BY MICHAEL DONNE, AEROSPACE CORRESPONDENT

THE EUROPEAN Airbus consortium has achieved a breakthrough in the US market for its proposed long-range A-340 and medium-range A-330 airliners.

Northwest Airlines, one of the biggest and fastest-growing US airlines, has signed an agreement to place a firm order for up to 20 A340s, for delivery between 1992 and 1995, with an option on 10 A-330s, provided the A-340/A330 jets are launched formally. The orders would be worth a total of $2.5bn (1.5bn) including the options and spares.

Up to half for the A-340s can be switched to the A-330s at Northwest's discretion, with at least three years notice.

The deal is the first sign of interest from the US for the next generation of Airbus jets. It offers severe competition for the plans of US jet builders like Boeing and McDonnell Douglas for aircraft such as the 767 twin-jet and the new MD-11 tri-jet.

It follows a recent Airbus statement that it had received orders or letters of commitment for some 104 aircraft from nine airlines for the proposed jets. The Northwest deal was additional to that Airbus said.

The only other airlines publicly to announce commitments are Lufthansa, with an order for 15 A-340s and an option on another 15, and Air France with a letter of intent for seven A-340s.

The Northwest deal is a further sign of growing interest by world airlines in the jets, thereby stimulating Airbus to put more pressure on European Governments, especially the UK and West Germany, to commit launch aid.

An agreement with an airline as substantial as Northwest is likely to be regarded world-wide as a major achievement by Airbus even though the deal falls short of a firm order.

In October, Northwest announced a deal to buy up to 100 of the new 150-seater Airbus A-320 airliner.

Mr Steven Rothmeier, chairman chief executive of Northwest, said yesterday the A-340 "with its low seat-mile cost and underfloor cargo capability, is an ideal aircraft for Northwest's Atlantic, Pacific and domestic routes.

The Airbus A-340, in various versions, is intended to carry between 262 and 294 passengers for up to 7,700 nautical miles. The A-330 is a twin-engined short-to-medium range aircraft, carrying up to 328 passengers over distances of 5,200 nautical miles.

Although much detailed design and preliminary development has been done on both aircraft, no formal launch commitment has been made. Airbus is waiting for its partner companies, including British Aerospace, to provide the finance.

In turn, BAe has asked the UK Government for £750m launch aid to build the wings for both aircraft, but so far has only received an offer of about £400m. This, it says, is too low.

Left-wing parties topple Portugal's Government

BY OUR FOREIGN STAFF

LEFT-WING opposition parties last night toppled Portugal's conservative Government by approving a censure motion that forces Prime Minister Anibal Cavaco Silva to resign, 18 months after he came to office.

The move plunged Portugal into a political crisis that could undermine economic recovery and is expected to lead to an early general election.

The Socialist and Communist parties supported the motion presented by the Democratic Renewal Party (PRD) of former President Antonio Ramalho Eanes to bring down the Social Democrat Government that led Portugal into the EEC last year.

The three opposition parties together hold 140 of the 250 parliamentary seats.

President Mario Soares now faces the difficult task of resolving the crisis by calling an election two years ahead of schedule or asking the Socialists, the main opposition party, to form a left-wing coalition from within the existing parliament.

The centre-left PRD presented the motion after accusing the Government of failing to use a favourable economic climate to modernise the economy and distribute wealth more fairly.

But the Prime Minister said the motion was not aimed at his Government but represented a struggle for power between rival opposition parties on the left.

Sixteen governments have have fallen since 1984 when a

Continued on Back Page

WEEKEND FT



TIDAL ENERGY

The Severn and the Mersey barrage schemes—a "conservation tragedy" to birdwatchers—may be only the start of British efforts to hitch tidal power to energy needs.

Page I

FINANCE

Changed rules governing new issues make some would-be stags weep.

Page IV

GRAND NATIONAL

Behind the scenes at Aintree

Page XXIV

BOOKS

Melvyn Bragg's new novel revives the legend of a Lakeland heroine.

Page XXII

SURVEY

Insurance and Insurance Broking.

Pages XV to XX

MARKETS

DOLLAR

New York lunchtime:
DM 1.825
FFr 6.0725
SFr 1.5205
Y146.15
London:
DM 1.818 (1.8215)
FFr 6.05 (6.06)
SFr 1.514 (1.5195)
Y145.7 (146.7)
Dollar index 101.4 (102.1)
Tokyo close Y146.05

US LUNCHTIME RATES

Fed Funds 5 11/16%
3-month Treasury Bills: yield: 5.59%
Long Bond: 96 yield: 7.84%

GOLD

New York: Comex June latest $421.0
London: $419.0 ($420.75)

STERLING

New York lunchtime $1.61
London: $1.6140 (1.603)
DM 2.935 (2.9225)
FFr 9.765 (9.725)
SFr 2.4425 (2.44)
Y235.25 (235.5)
Sterling index 71.9 (71.4)

LONDON MONEY

3-month interbank: closing rate 9 11/16% (same)

NORTH SEA OIL

Brent 15-day April (Argus) $18.625 ($18.55)

STOCK INDICES

FT Ord 1,546.4 (−21.2)
FT-A All Share 986.06 (−1.0%)
FT-SE 100 1,965.1 (−22.6)
FT-A long gilt yield index: High coupon 9.24 (9.20)
New York lunchtime: DJ Ind Av 2,390.34 (+69.89)
Tokyo: Nikkei 22,410.85 (+43.13)

Chief price changes yesterday, Back Page

CONTINENTAL SELLING PRICES: Austria Sch 22; Belgium BFr 48; Denmark DKr 9; Egypt 2.25; France FFr 6.50; W Germany DM 2.20; Ireland 60p; Italy L1,600; Luxembourg LFr 48; Malta 30c; Netherlands Fl 3; Norway NKr 7.00; Portugal Esc 100; Spain Pta 125; Sweden SKr 8.00; Switzerland SFr 2.20; Turkey L800.

CONTENTS

IBM's new computer: The Empire strikes back ... 6
Man in News: Sammy Thompson, Scargill's man with a difference ... 6
Editorial comment: Seven days for wiser counsel ... 7
Czechoslovakia: Springtime jitters for Mr Husak ... 7
Theme parks: The Battersea challenge to Mickey Mouse ... 7

Appointments	9	FT Actuaries Qtly	9	Money Markets	12	UK News:	
Bass Rates	14	FT World Act's	14	Overseas News	2, 3	General	4
Bldg Soc Rates	7	Foreign Exchanges	10	Recent Issues	8	...Labour	4
Commodities	10	Gold	10	Share Information	18, 19	Unit Trusts	14-17
Company News	8	Int Company News	10	SE Dealings	13	Weather	20
Economic Diary	9	Leader Page	6	Stock Markets:		ANNUAL STATEMENTS	
European Options	14	Letters	7	London	12	Murray Intl	VII
FT Actuaries	13	Lex	20	Wall Street	11	Robaco	IV
		London Options	12	Bourses	11		

For London market and latest share index, 01-246 8026; overseas markets 01-246 8086

The M&G YEAR BOOK

FREE



40 pages of facts, figures and performance graphs on M&G's wide range of services, including unit trusts, P.E.P., savings plan, pension plan and life cover. It includes details of how you can exchange shareholdings for any of our unit trusts on favourable terms.

To: The M&G Group, M&G House, Victoria Road, Chelmsford CM1 1FB.
Tel: (0245) 266266.
Please send me a free copy of the M&G Year Book 1987.

Mr/Mrs/Miss INITIALS
SURNAME
ADDRESS
POSTCODE EKAN

MEMBER OF THE UNIT TRUST ASSOCIATION
M&G
BRITAIN'S LEADING UNIT TRUST GROUP
This offer is not available to residents of the Republic of Ireland.
THE M&G GROUP

Moscow's relations with Bonn improving

By David Marsh in Bonn

WEST GERMAN hopes of selling nuclear technology to the Soviet Union brightened yesterday after economic talks between the two sides in Bonn on improving economic co-operation.

Mr Martin Bangemann, the West German Economics Minister, said after talks with Mr Alexei Antonov, the deputy Soviet Prime Miniser, that possible sales of German know-how to improve safety at Soviet power stations would not infringe western technology transfer rules.

Mr Antonov's visit, in which he met Mr Helmut Kohl, the West German Chancellor, provided further evidence of a thaw in relations between Bonn and Moscow after the chill at the end of last year.

Although no details were released yesterday, Mr Bangemann said he hoped about 10 joint ventures between Soviet and German companies in areas such as machine tools and electronics could be set up shortly under a new Soviet law permitting such undertakings.

Mr Antonov declined to say whether the Soviet Union preferred to buy nuclear technology from Britain, France or West Germany as part of its bid to shop around in the West to improve nuclear power station reliability after the Chernobyl accident. "We will buy the best technology," he said.

The Soviet Union has also been discussing with the West possible joint development of a new form of reactor to improve safety.

A German consortium has been negotiating on selling a prototype high-temperature nuclear reactor to Moscow, although this was not discussed directly in yesterday's talks.

Although officials yesterday were anxious to play down any residual strains, tensions last year between Moscow and Bonn —caused by Mr Kohl's comparison of Mr Mikhail Gorbachev, the Soviet leader, with Josef Goebbels, the Nazi propaganda chief—have clearly not been completely dissipated.

French Socialists draw battle lines

BY DAVID HOUSEGO IN LILLE

THE FRENCH Socialists yesterday set out to show there was no blurring of political divisions in France at the beginning of a Congress in which they underscored their differences with the right.

The first day of the party congress in Lille made clear that President Francois Mitterrand would be the party's first choice as candidate in next year's presidential elections.

But it also left little doubt that Mr Michel Rocard would be an acceptable second choice if Mr Mitterrand decided to stand down.

Party leaders concentrated their attacks on Mr Raymond Barre, the former Prime Minister, rather than Mr Jacques Chirac, the present head of government, as the most likely right-wing candidate to be facing them in next year's contest.

The renewed emphasis of the divisions in French politics came in the wake of public opinion polls showing that most voters believe there is no difference between the parties and want the Socialists to move further to the centre.

It also reverses the trend of the party's record in government and of recent conferences which have carried the Socialists away from their Marxist past and towards more consensus policies, particularly over the economy.

In a speech intended to impose his own candidature on the party, Mr Rocard said that though the room for manoeuvre for any government was limited, those who believed that the party should lower its Socialist flag and rely only on the competence of its management were fundamentally wrong.

He received only moderate applause at the end of his speech, indicating he is by no means popular with all the party.

Mr Rocard said the Government's tax and labour policies benfited the wealthy more than they did industry or productive investment. In contrast, he called for a programme to greater priority to education and research as well as social protection for the least well-off.

Party enthusiasm for President Mitterrand's standing for a second term emerged during a speech by Mr Pierre Mauroy, the former Prime Minister.

Mr Mauroy was loudly cheered when he spoke of waiting for the President's decision before making any choice of a candidate.

Mr Jean-Pierre Chevenement, one of the leaders on the party's left, attacked Mr Barre as the politician who "for the privileged is best placed to lead the country into a comfortable decline."

On the first day of the conference, it was clear that the major aim of party leaders was to avoid any incident that might damage party unity.

Bid to end S African mine hostels system

BY ANTHONY ROBINSON IN JOHANNESBURG

THE CAMPAIGN by the black National Union of Mineworkers (NUM) to end the century-old migrant labour system with its single-sex mine hostels has taken a big step forward.

Migrant workers at seven coal mines in the Eastern Transvaal have brought wives and children to live with them and the union has challenged the mining companies "to live up to their words that they too want the system phased out."

Announcing this yesterday, Mr Cyril Ramaphosa, the NUM's general secretary, warned that strike action would be contemplated if the mining houses refuse the union's demand for family housing on a similar basis to white miners.

The mining houses, which face a record 55 per cent wage claim in the forthcoming annual wage negotiations due to start this month, estimate that providing famil yhousing for nearly 500,000 black workers on gold mines alone would cost around Rand 8bn.

Meanwhile, a strike by an estimated 18,000 black railway workers in the Johannesburg area enters its fourth week amid warnings by the Congress of South African Trade Unions (Cosatu) that the strike could spread to other sectors if the nationalised railways do not reinstate a sacked worker and recognise a Cosatu-affiliated union, the SA Railway and Harbour Workers Union (Sarhwu).

Strikes are illegal on the railways which are considered strategic. Striking workers, mostly in lower grades, face dismissal and risk losing Rand 8m in annual bonuses if they do not return to work.

The strike is believed to be the biggest to take place in the public sector.

Hoechst forced to allow EEC inspectors into HQ

BY WILLIAM DAWKINS IN BRUSSELS

HOECHST, the West German chemicals company, has been forced to admit to its Frankfurt headquarters EEC inspectors in search of evidence of possible price-fixing.

The group has been refusing to let in a team from the European Commission ever since January 27.

Seven other companies were investigated for operating an alleged cartel in two commonly used plastics, PVC and polyethylene, but they all opened their doors to the Commission's officials.

The inspectors were allowed into Hoechst after the West German Federal Cartel Office won a warrant from a Frankfurt District Court. This annulled an injunction against the inspection which Hoechst obtained from the Frankfurt court in January.

The Commission has fined Hoechst Ecu 1,000 (£713) for each day it refused to let in the inspectors.

The move means that Brussels is now likely to drop the legal proceedings it started in February against the West German Government for allegedly failing to observe its duties under the Treaty of Rome.

US jobless in March lowest in seven years

BY STEWART FLEMING, US EDITOR IN WASHINGTON

CIVILIAN unemployment in the US fell in March to 6.5 per cent, its lowest level for seven years.

Many economists concluded, however, that the March data released yesterday suggested the economy was weaker than many had been expecting. As a result Treasury Bond prices, which have been under pressure this week, rose modestly after the figures were released.

One indication of the weakness in the labour market was an increase more modest than expected in total non-agricultural employment which rose only 165,000. Some private economists had been expecting 300,000. It was also a smaller gain than was experienced in each of the past six months.

Ms Janet Norwood, the commissioner at the Bureau of Labour Statistics, said in prepared remarks for Congress that normally in March, as winter weather recedes, employment increases.

"After seasonal adjustment, however, nearly 70,000 jobs were lost in the goods producing sector." She added that the

The services industry continued its strong employment expansion, with a rise of 75,000 in jobs, two-thirds of them in health care and business.

UK still blocks EEC research programme

By William Dawkins in Brussels

BRITAIN refused to respond yesterday to increasing pressure not to block agreement on an Ecu 6.48bn (£4.58bn) EEC joint research programme.

Mr Guy Verhofstadt, the Belgian Minister in the chair of the EEC's Research Council, had set yesterday as the deadline for a reply from Britain and West Germany—which has since fallen into line—on whether they could accept his five-year research plan, reduced from the European Commission's Ecu 7.735bn proposal.

Mr Geoffrey Pattie, Britain's Minister for Information Technology, told Mr Verhofstadt that London was unable to make its decision yet.

Mr Verhofstadt said: "We can only wait for a positive response in the next few days. If there is a negtaive answer, then there will be a political crisis for research in Europe."

Britain's refusal to honour Belgium's deadline attracted criticism from the European Parliament. An emergency debate is to be held next Thursday if Lodon has not responded.

Mr Michael Poniatowski, chairman of the parliament's research committee, added: "The ball is now exclusively with the British. I hope that they do not score an own goal."

London's formal position is that it wants an Ecu 4.2bn research budget, we'l below the Belgian figure, and that the Commission's proposal is poorly focused.

A spokesman for the Department of Trade and Industry said a decision would be made "as quickly as possible," but that West Germany's decision to support the scheme would have no influence on the outcome.

Commission officials said yesterday they were prepared to accept the Belgian compromise so long as it offered the prospect of a quick agreement, but as the delay grew longer pressure might increase to return to a higher figure.

Baseball's quickest falls to the fast life

Jurek Martin on the New York Mets star who is sport's latest cocaine victim

SIX SHORT months ago, the New York Mets stood on top of the baseball world, champions of all they surveyed. The Financial Times was so moved it made the manager of the Mets its weekly Man in the News.

But there is no joy in Gotham this week. For the city, and, come to that, an awful lot of other Americans to whom baseball is more than hot dogs and pinstripes, have been shattered by the news that cocaine has claimed another victim: not just any player, but Dwight Gooden himself, the brilliant young pitcher who filled up ball parks every time he unlimbered his lithe right arm.

Gooden's voluntary admission to a drug rehabilitation centre certainly leaves hope that he may yet recover his skills. He is not dead from an overdose, as are Len Bias, the best college basketball player of last year, or Don Rogers, a fine football defensive back.

He has in front of him the examples of excellent professionals, such as Laurence Taylor, the New York Giants' incomparable lineman, and Walter Davis, the swift basketball guard from Phoenix, who seem to be back where they were before narcotics took hold.

But for every Taylor and Davis there are many more who have failed to kick the habit or who have emerged from the dark side of a personal moon with much diminished confidence .For a baseball pitcher, the brainiest position in the brainiest of sports, the record is even bleaker. Joaquin Andujar of St Louis and other teams made it half way back, but once luminous artists on the mound, such as Vida Blue, sank into distressing mediocrity.

After a marvellous first season as a stringy 19-year-old in 1984, Gooden dominated the game in 1985. Armed with a fastball that rode up under the batter's nose at speeds in the upper 90s and a curve that appeared to drop off the table as it approached home plate, he racked up 24 wins against four losses, giving up a scant one and a half runs a game. The fans in Shea Stadium hung out banners with the letter "K" on them, the symbol for a strike out. Gooden became known as Doctor K, or simply Doc.

Late last season, however the word was out that his fastball had lost its pop. He was hit hard and often.

Protectively, his manager, coaches and team mates talked of minuscule flaws in his delivery. They brushed under the carpet an ever longer line of off-field incidents, when he missed practice and public engagements, even the ticker tape parade after the championship was won, and run-ins with the police in his home town of too fallible: one innings nine

In his first appearance at this year's spring training, Gooden was observed to be all too fallible: one inning, nine runs, eight hits. The whisper was that the problem was not mechanical but narcotic. This week it was confirmed.

There is no shoratge of contemporary evidence of the temptations surrounding young ballplayers, often from unsophisticated backgrounds invariably earning salaries beyond dreams.

He came from a strong family background, which held him in good stead for a while, as did his arm. But he always was the perfect mark for the drug pushers drawn to money like moths to a flame: and New York City is light years removed from Tampa.

The Gooden incident is bound to reverberate beyond the confines of the ball park. America seems i a nervous condition at present, distressed by forces it is unable to control, unsure of the correct policy responses to Aids, narcotics and any nmber of other social afflictions.

Testing for what is known as substance abuse is gaining ground in professional (and even collegiate) sport, just as it is into corporate and bureaucratic life, but it is far from clear that it is the right answer.

For the New York Mets, dreaming of a dynasty, the season proper which starts next week looks suddenly less inviting. Poor Roger McDowell, the relief pitcher, was struck down by something equally painful but hardly illegal. He is out because of a hernia.

Move to invoke City law in trade war with Tokyo seen as irrelevant

Hugo Dixon canvasses views on Britain's threat to use the law to gain access to Japan's markets

THE GOVERNMENT'S decision to invoke the provisions of the Financial Services Act in the trade war between the UK and Japan was seen as irrelevant, counter-productive or an over-reaction by London's financial community yesterday.

Although there is general agreement that the Japanese have not opened their financial markets to British firms to nearly the same degree that London's markets have been opened to the Japanese, many said that some progress was being made through bilateral negotiations.

There was also a feeling that if Britain did apply restrictions, London would suffer as a financial centre.

Both the Department of Trade and Industry and the Bank of England have acted quickly to dispel any notion that the imposition of financial sanctions could be legally justified by Japan's failure to open up its telecommunications market to Britain's Cable and Wireless.

A Trade and Industry spokesman said there had been some confusion following Mrs Margaret Thatcher's speech in the Commons last week linking the two issues. He said the reciprocity provisions of the Financial Services Act could only be invoked if another country failed to open its financial services sector.

When crude figures are examined, it certainly looks as if the Japanese are not being as open as they should be. There are 29 Japanese banks in London, 58 firms licensed to deal in securities and four members of the stock exchange.

There are five British banks in Japan, six firms with securities licences and one-and-a-half members of the Tokyo Stock Exchange.

Only on access to the stock exchange, however, are there considerable complaints.

The Bank of England said that, although there were only five British banks (the four clearers and Standard Chartered) in Japan "as far as we know, they are only ones that want to be there." These banks find it hard to raise retail deposits, it said, but this was a matter of culture rather than restrictive practices.

Access to Japanese investment management is less clear, as the Japanese have recently passed a law requiring anybody wanting to manage funds to register as investment advisers. Several British firms have applied or are in the process of applying and there is as yet no evidence of problems.

"There appears to be reasonable progress on investment advisers," the Bank said. "It looks as though foreign firms will get a fair crack of the whip. With the Japanese, however, you can never be sure until the licence is actually in your hand."

Securities licences is largely a battle of past. One reason that there are only eight British firms with Japanese securities licences is because many previously British securities firms have been taken over by foreigners. When firms such as Vickers de Costa, Phillips & Drew and James Capel are included, the total number is 14.

There is undoubtedly still some delay in the award of securities licences and there are now about half a dozen firms applying for them. The Bank of England, however, already has an effectiv eway of dealing with this: it delays the applications of Japanese firms for banking licences.

Japan's two largest securities houses, Nomura and Daiwa, have ben granted banking licences in the past year. Yamaichi and Nikko, the next largest, are still waiting as are a number of the Japanese regional banks.

The present battle is to gain access to the Tokyo Stock Exchange. Only Warburgs and Jardine Fleming, half owned by Robert Fleming, the British bank, have seats.

The DTI said it was difficult to prove discrimination but there always seemed to be permanent delays. The latest reason, it said, was the Japanese were arguing there was not enough space.

However, "if it took our builders as long to build Nomura's new office block in London as it is taking to expand the Tokyo Stock Exchange, Nomura would never be in business."

Generally, there is a feeling that it was wrong to link London's financial markets with Cable and Wireless.

"We are very much aware that the sucecss of London as a financial centre has depended on its being widely open to different financial firms," said Mr David Pearson, chairman of Robert Fleming Securities. "If restriction were to be imposed the City would lose."

The Bank of England took the attitude that the "frustration of one (Cable and Wireless) waas feeding into frustration of the other. The two have been rather too colsely linked as far as we are concerned."

A senior executive of a British securities firm, who did not want to be named, said: "It is very important for the City not to be dragged into a row over what is only a small telecommunications company."

Simon Holberton unravels some of the complexities that lie behind an economic giant's internal balance of power

Japan's subtle web keeps reformers tied to ways of the past

THE TRADE ROW between Japan on the one side, and the US and UK on the other over microchips and telecommunications underlines the West's lack of understanding of the complex balance of power within the Japanese Government and Civil Service.

The Japanese Prime Minister's authority over the organs of power is often much less than that of his counterparts in most western democracies. In general, individual ministries, or specific policy areas within them, are under the influence of colleagues whose interests are at odds with Japan's stated foreign and trade policies.

The letter sent recently by Mrs Thatcher to Mr Yasuhiro Nakasone, the Japanese Prime Minister, over Cable and Wireless's desire to take part in the telecommunications business in Japan, is an approach — tried and sometimes successful in the West — which is of limited value in Japan. Mr Nakasone took so long to reply not out of rudeness but, it is felt, simply because he does not have complete control of telecommunications policy in his country.

The role of Prime Minister in Japan is a Moveable Feast. He is often a compromise choice reached after tortuous negotiations between the senior political bosses of the major factions, which comprise the Liberal Democratic Party (LDP). Sometimes he shines, mostly he does not.

Once in power he is subject to that curious, and to many opaque, relationship between the Civil Service and politicians — a relationship over which he can exercise little direct control or influence and likened by one former Japanese Defence Minister to that between a brother and sister. Power in Japan is diffuse and around the Prime Minister are powerful men whose expertise in specific policy areas is great, and whose interests are their own and not necessarily the Prime Minister's or his government's.

Although this could well be said of western democracies, the method of conflict resolution in Japan is wholly different. Ministers rarely lose their jobs for disagreeing publicly or privately with the Prime Minister; in fact, there has only been one such example in more than two decades. Two cabinet ministers lost their jobs in Britain over the Westland affair last year, but it would be unheard of for Mr Nakasone to sack Mr Shunjiro Karasawa, his Minister of Posts and Telecomingly embarrassing stand over munications, for his increas- the opening of domestic telecoms markets to foreign companies.

Mr Nakasone has attempted to change the role of Prime Minister. Unlike his predecessors, with perhaps the exception of Mr Kakuei Tanaka, he has appealed to the electorate directly in an attempt to claim a dominant position. But his room to manoeuvre is limited by institutional constraints and in many ways he is as much a prisoner of the past as were his predecessors.

Mr Nakasone is fighting for his political survival on many fronts. Domestically he is under threat because of his Government's plans to introduce a sales tax, and internationally because the trade winds blow ill. The problems he faces are partly of his own making—his confidence and arrogance are not characteristics the Japanese like—and partly of an institutional nature.

In the area of international trade his problems are almost wholly institutional. They go to the heart of the way in which the Civil Service plans market competition; the way this is in turn mediated and sifted through formal and informal interaction with the LDP hierarchy and pressure groups within the business world. The pillars of this structure require definition.

Mr Yasuhiro Nakasone

Prime Minister Yasuhiro Nakasone of Japan faces a dangerous week, as thousands of opposition candidates opened local election campaigns yesterday with a sharp attack on his proposal for a highly unpopular sales tax, Reuter reports from Tokyo.

The prime minister, dubbed the most popular man in Japan less than a year ago when he led his ruling Liberal Democratic Party to its greatest-ever victory, must now try to keep as many of the 3,235 local seats as he can.

The latest opinion polls by major daily newspapers showed that the sales-tax issue cut Mr Nakasone's popularity level to 20 per cent from more than 50 per cent at the time of his election victory.

He not only faces traditional opposition such as the socialists but also must cope with revolt in his own party.

Several candidates are standing as independents rather than on the party ticket as a protest against the sales tax, which is meant to balance direct tax cuts that the government wishes to make.

Polling is on Sunday, April 12. The ruling party commands a majority in the local assemblies as well as in parliament.

THE BUREAUCRACY: formed before the advent of representative democracy in Japan in the years following the 1868 Meji restoration, the bureaucracy has been the magnet and reservoir of talent in Japan. It is the originator of most legislation which is presented to parliament only after lengthy negotiation with the relevant divisions of the LDP's policy-making apparatus.

The Civil Service has never really believed in the idea of free markets: such an idea is too chaotic for men who prefer order and predictability. This is not to say that they are anti-competitive, but they like to control it. Japanese industry has built its enviable record mostly, though not exclusively, through an enlightened industrial policy which encourages vigorous domestic competition among chosen competitors.

In three recent cases—the one involving Cable and Wireless, another where Sony and C. Itoh wanted to enter satellite communications, and yet another where Kyocera, the major shareholder in Dainidenden, wanted to market Motorola car telephones—officials in the Ministry of Posts and Telecommunications decided more players in a market would be harmful to its development and refused or obstructed the issuing of licences.

The ethos of the Civil Service is perhaps best summed up in the way in which its officials view themselves. Civil servants are "kunshi" (patriots) who are above base political or monetary self-interest: they are "Japan firsters." But self-definitions can be as misleading as they are revealing.

Officials work closely with LDP politicians and often align themselves along factional lines. The current administrative Vice-Minister for International Trade and Industry was Mr Tanaka's private secretary and ghost-wrote his 1972 book on the reconstruction of Japan. Many officials seek a political career and all post-war prime ministers, with the exception of Mr Tanaka, were former bureaucrats. They also work closely with the industries they regulate. If a senior official does not seek a political afterlife he often moves into industry, at general manager level and above. The process is poetically known as "amakudari" (descent from heaven), and big business accepts as necessary, and welcomes, former officials with good connections.

A classic instance of "amakudari" is that of Mr Yusuke Kashiwagi, chairman of the Bank of Tokyo and the eminence grise of Japanese banking. A career official at the Finance Ministry, he rose to be the ministry's first administrative Vice-Minister for International Affairs. On "retirement" he moved to the Bank of Japan and from there to Bank of Tokyo where he held senior management positions

Mr Yusuke Kashiwagi

before being made president, the bank's top management job, later rising to chairman, which is the job his father once held.

THE FACTIONS: the LDP is not a party but a coalition of factions, or baronies, which cohere to retain political power, not to pursue ideological positions. The faction also exists to promote its bright stars for senior positions within the party and the government; it also supports its members in the difficult, intensive, and extremely costly process of re-election.

The leader of a faction is a potential prime minister and in practice faction leaders take turns in being prime minister. The process of selection is arduous and a potential prime minister's main task is to build coalitions with other factions. He usually does this by judicious allocation of cabinet positions.

The main factions are those of Mr Noboru Takeshita (a former Finance Minister and now secretary general of the LDP), Mr Kiichi Miyazawa (the current Finance Minister), Mr Yasushiro Nakasone (the Prime Minister), Mr Shintaro Abe (head of the LDP policy forum and a former Foreign Minister), and Mr Toshio Komoto (a failed shipping magnate and nowadays political outsider). Takeshita, Miyazawa and Abe all covert the post-Nakasone prime ministership.

THE PARTY: The LDP believes its MPs should be well-informed on matters of state. It requires a first-time MP to serve in at least three of the 17 divisions of its policy affairs research council (Parc) which mirror the structure of the Civil Service. The most popular are agriculture, commerce and industry, and posts and telecommunications. These are the main policy areas where access to, and ability to dispense, political patronage exist in largest measure. Dominance over a narrow policy area secures the politician a steady source of political contributions from the industries he oversees.

Although the Civil Service proposes most of the legislative ideas, they have to run the gauntlet of the relevant divisions of Parc before going to parliament. Thus civil servants spend a lot of time, both during business hours and afterwards in bars and restaurants, trying to persuade politicians that what they want to do is in Japan's and their interest.

This is where relationships with "zoku" are important. "Zoku" means family or tribe and can apply to an individual or a group of individuals with similar policy interests. Politicians with experience in specific policy areas are "zoku." By the time they have been elected five or so times they have worked hard at their area of expertise and are often as knowledgeable as the officials who brief them. They are therefore the first point of call for the senior civil servant.

"Zoku" also provide cross-factional solutions to problems which cannot be mediated through normal competition among ministries for government revenues. These problems are growing because of the lack of growth in Japanese budget outlays. The "Zoku" also provide a powerful and informed arena for business to lobby government and influence policy and legislation, and have been at the heart of "privatisation" in Japan.

There are three senior level and five working level "Zoku" in the telecommunications lobby, and these are the men who were critical of the privatisation of Nippon Telegraph and Telephone and much of the telecoms liberalisation which followed from that decision. Some observers believe western governments would do better to lobby these men rather than pursue the Prime Minister through "normal" diplomatic channels.

Japanese policymaking is different, but not inscrutable.

FINANCIAL TIMES, USPS No. 190640, published daily except Sundays and holidays. US subscription rates $365.00 per annum. Second class postage paid at New York NY and at additional mailing offices. POSTMASTER, send address change to: FINANCIAL TIMES, 14 East 60th Street, New York, NY 10022.

A FINANCIAL TIMES SURVEY

GUILDFORD

The Financial Times proposes to publish a survey on the above on FRIDAY MAY 1 1987

For full details please contact:
ANDREW WOOD
on 01-248 8000 extn 4129
or write to him at:
Bracken House, 10 Cannon Street
London EC4P 4BY

FINANCIAL TIMES

EUROPE'S BUSINESS NEWSPAPER

The content, size and publication dates of Surveys in the Financial Times are subject to change at the discretion of the Editor

هكذا من الأصل

OVERSEAS NEWS

China optimistic on better links with Moscow

BY ROBERT THOMSON IN PEKING

CHINA IS pleased with the more positive attitude of the Soviet Union towards tackling long-standing obstacles between the two countries, a Chinese Vice-Foreign Minister, Qian Qichen, said yesterday in an unusually optimistic assessment of bilateral relations.

The Chinese have generally been cool towards Moscow, despite the intense drive by the Soviet leader, Mr Mikhail Gorbachev, to improve ties in the region. But yesterday, Qian said the new Soviet attitude was a "good omen" for the future.

Qian noted that Moscow was now prepared to discuss the so-called "Three Obstacles" that hinder relations betwen the two countries: Soviet support for the Vietnamese occupation of Kampuchea, the Soviet invasion of Afghanistan, and the Soviet troops along the Sino-Soviet border.

However, the vice-foreign minister said the limited withdrawal of Soviet troops from Mongolia was inadequate, as it has comprised only a small number from areas well away from the Chinese border. He emphasised that no "fundamental change" in political relations could occur until the Soviet Union hurdled the "Three Obstacles."

China has long regarded Soviet support for the Vietnamese occupation of Kampuchea as the most important of these, and the Chinese leader, Deng Xiaoping, has offered to meet Mr Gorbachev, if the Soviet leader encourages the Vietnamese to pull out.

Li Peng, the influential Chinese vice-premier, who was educated in the Soviet Union and speaks Russian, is due to visit Moscow next month, but Qian said yesterday that whether he would meet Mr Gorbachev during the stay had yet to be decided. Western diplomats say a meeting is likely.

The tenth round of talks to "normalise" bilateral relations is to be held next week, and will provide further clues to the willingness of the Soviet Union to meet Chinese demands.

Reuter adds from Bonn: The West German daily Frankfurter Allgemeine Zeitung said yesterday that Nato believed Mr Gorbachev would announce the withdrawal of two divisions from Czechoslovakia when he visits Prague next week.

Breakthrough on Afghan pull-out 'likely at Geneva'

BY ROBIN PAULEY, ASIA EDITOR

THE next round of Geneva peace talks about the Soviet occupation of Afghanistan could produce a breakthrough as differences over the timetable for Soviet troop withdrawals had narrowed significantly, according to Mr Mohammad Khan Junejo, Prime Minister of Pakistan.

In an interview to be broadcast on Channel Four's The World This Week tomorrow, the day he begins his first official visit to Britain, Mr Junejo says the Soviet Union originally claimed they needed four years to withdraw, while Pakistan argued they needed only three to four months.

"They have come down to 18 months and we have gone to seven months. So the difference is 11 months," he says.

Bilateral discussions between Soviet and Pakistani leaders indicated that the Russians wanted to withdraw from Afghanistan and only the schedule remained to be worked

Mr Junejo admits it would be difficult for Pakistan to accept a new government in Afghanistan headed by Mr Najibullah, the present Soviet - backed leader.

Mr Junejo appears to contradict President Zia ul Haq of Pakistan when answering questions about Pakistan's nuclear capability.

In a recent interview, President Zia appeared to admit that Pakistan had the capability to manufacture nuclear arms, and Dr Abdul Qadir Khan, a Pakistani nuclear scientist, has been quoted as saying his country possesses "the bomb."

"We do not have this capability . . . on the nuclear issue I have made the statement very clearly that Pakistan does not have the capability of manufacturing nuclear weapons," Mr Junejo says.

He also believes Dr Khan has been misquoted by the press abroad. Pakistan's nuclear capabilities were limited to enrichment for peaceful purposes and the Government would like to develop the nuclear system in order to meet its energy requirements.

Aegean crisis 'has delayed talks on US bases'

BY ANDRIANA IERODIACONOU IN ATHENS

THE GREEK Government indicated yesterday that last weekend's crisis with Turkey over oil exploration rights in the Aegean has set back the start of negotiations on the future of the four US military bases in Greece.

"We cannot proceed as though nothing has happened in the last few days," a Greek Government spokesman said.

Dr Andreas Papandreou, the Greek Prime Minister, accused the US during the height of last week's crisis of having given Turkey the "green light" for provocation against Greece in the Aegean.

He indicated at the same time that a Greek Turkish war would jeopardise the bases' future. A war was averted after Ankara said it would restrict oil exploration activity to its own territorial waters.

The present agreement on the bases' operation, signed in 1983, expires in December 1988. Washington has said it wants an answer on whether the bases are to go or stay by the end of this summer.

Gandhi to order inquiry after row over dealings

BY K. K. SHARMA IN NEW DELHI

MR RAJIV GANDHI, India's Prime Minister, told parliament yesterday that the Government had decided to order an inquiry into matters arising out of investigations by a US agency into foreign exchange dealings by Indian businessmen.

The controversy arising out of statements made in Washington by Mr Michael Hershman, President of the Fairfax Group, this week, has rocked Mr Gandhi's Government, which has been under severe attack on charges that embarrassing facts are being hidden.

During a stormy parliamentary debate, opposition members accused Mr Gandhi of shifting the then Finance Minister, Mr V. P. Singh, to the Defence Ministry last January, to stall investigations into foreign exchange dealings by people close to the Prime Minister.

Mr Singh appeared to admit, when he intervened in the debate, that he was responsible for ordering the investigation by the Fairfax Group.

But the main defence of the Government was left to a junior minister in the Finance Ministry, Mr Brahm Dutt, who denied the Government had retained the Fairfax Group.

In an interview with the Washington correspondent of the Statesman of New Delhi, Mr Hershman insisted that his group had been retained to make inquiries into foreign exchange dealings of an Indian company and other "subject areas."

He also claimed the Government had not acted on information provided by his group.

Opposition parties are now expected to renew their attack on Mr Gandhi next week.

Israel reserves at record

BY ANDREW WHITLEY IN JERUSALEM

ISRAEL'S FOREIGN exchange reserves have risen to a record $4.3bn (£3.07bn) as funds attracted by the country's high short-term interest rates pour in from abroad.

The strong position of the reserves represent a remarkable turnaround from two years ago, when a combination of spiralling inflation and a deteriorating trade balance pushed Israel's foreign exchange holdings down to the equivalent of only one month's imports.

The Bank of Israel reported on Thursday that the reserves rose by $52m in March, to a new high of just under $4.3bn on a conservative definition. Measured by International Monetary Fund standards, the Israeli reserves would be nearer $4.9bn.

UK NEWS

Sellafield looks to age of steam to pull tourists

By Ian Hamilton Fazey, Northern Correspondent

British Nuclear Fuels (BNFL) is to use some very old technology — in the shape of Britain's most famous steam locomotive, the Flying Scotsman — to help attract even more visitors to its controversial reprocessing plant at Sellafield this spring and summer.

BNFL says its attempt last year to promote Sellafield as a tourist attraction, and thus improve the nuclear industry's image, was an outstanding success. The 75,000 visitors almost trebled the previous record.

This year, management aims to have more than 100,000. It plans another national advertising campaign to persuade Lake District tourists, and northern day-trippers during the school holidays, to visit the Cumbrian coastal site.

The open-door policy of last year was an emergency response to bad publicity from a series of mishaps and cover-ups at Sellafield. The effort this year shows signs of more planning.

The Flying Scotsman is part of this. It will haul five charter trains between April 25 and June 27, taking each from the Carnforth Steam Museum in north Lancashire for the 120-mile Sellafield round trip.

The Pullman coach trains wil run to Carnforth from Euston, Nottingham, Euston again, Bristol and Coventry successively. They will also pick up passengers at Derby, Sheffield, Manchester, Birmingham, Wolverhampton, Stafford, Crewe, Warrington, Wigan and Preston.

The adult fare will be £28.50 and the child's £16 (£19 and £10 for passengers boarding in the north-west).

The aim is to attract more visitors from the Midlands and South, for whom a day-trip to Sellafield by road could be exhausting because of the distance.

Sellafield's exhibition centre —open to visitors for many years—has been enlarged to eliminate crowding.

A small cinema has been built to show specially-made films. Better catering is promised.

Other stars of the Sellafield summer show will be two 50-seater sightseeing coaches, bought for £175,000 from Hestair Duple, the Blackpool busmaker.

Each has six video screens. Films have been made of what goes on in each Sellafield building. When the coach stops outside one, the relevant film will roll. The guides will be able to suppress the voice-over and do their own commentaries for as long as their voices last during what BNFL hopes will be a very busy summer season.

Planning appeals at record high

THE NUMBER of planning appeals made to the Department of the Environment in the three months period to the end of December last year was at a record level.

Department figures show the number of appeals submitted was 4,919 — 5 per cent higher on the last quarter of 1985.

Janet Bush on market responses to Government statements on the pound's value

Confusion follows hints on exchange rates

THE CONFUSION this week surrounding public statements by Mr Nigel Lawson, the Chancellor, on sterling has provoked more speculation than ever on the exact nature of the Government's exchange-rate policy.

In the wake of the Paris accord on currencies Mr Lawson has hinted strongly that the Treasury has an unpublished range for the pound's value against the dollar and the D-Mark.

He has studiously avoided mentioning specific levels. Mr Lawson told the all-party Treasury and Civil Service Committee last Monday that revealing the full details of the Paris accord, and of any sterling band, might weaken the central banks' tactical advantage in the foreign exchange markets.

However, he added that the countries concerned had discussed currency fluctuations "very thoroughly" and had gone into the "nuts and bolts."

Since the Paris accord the foreign exchange markets have been wondering what those "nuts and bolts" are.

The market believed it had an explicit statement of where the Government wanted sterling to be on Wednesday, when Mr Lawson attended a meeting of the National Economic Development Council.

He told the meeting that he wanted sterling to remain at about current levels, and specified DM 2.90 and $1.60.

The foreign exchange market immediately pushed the pound down to these levels from DM 2.92 and $1.61, at which it had been trading before the Chancellor's remarks, in the belief that they offered the first concrete detail of the present policy.

In a swift piece of backtracking, Mr Lawson told journalists at a briefing before next week's meetings of the International Monetary Fund in Washington that his remarks had been misunderstood.

His naming of specific rates had been for the benefit of NEDC members who were perhaps not aware of sterling's current levels.

Sterling yesterday promptly returned to DM 2.92 and above $1.61.

At Thursday's briefing the Chancellor did back up another key remark he made at the NEDC, that the West German Deutsche Mark was the "most important single rate we want to concentrate on," which appeared to add more flesh to the published bones of the Government's exchange rate policy.

He explained that the rate against the D-Mark was important for competitiveness of many British companies trading with European countries.

Though Mr Lawson dismissed his remarks at the NEDC as a "non-story," the foreign exchange market still appears to believe that the levels he mentioned could be key rates within the Treasury's target band.

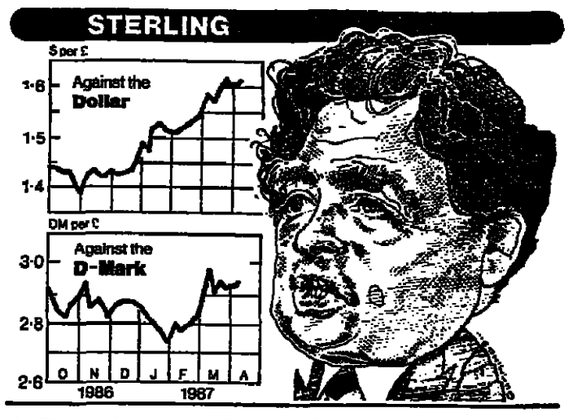

Many City economists guess that the Chancellor may have inadvertently outlined policy more explicitly than either his advisers or the Prime Minister would have liked.

Mr Lawson has said that he wants sterling at "around current levels." The remaining subtlety is how much latitude the word "around" implies.

Mr Ian Harwood, Chief Economist at Warburg Securities, said: "Now DM 2.90 and $1.60 are burned indelibly into market thinking.

"The market now expects any significant movement in sterling away from those levels to elicit some kind of policy response from the Government, either through intervention or through interest rates, and the market could now test the levels where that response would be triggered."

It appears likely from the sketchy evidence available that whatever target band the Treasury is operating is a reasonably wide one, given that sterling is subject to particularly volatile influences such as the political climate in Britain in a possible election year, and the oil price.

Some clues can be gleaned from remarks by the Chancellor on the exchange rate at different stages.

Immediately after Paris the Chancellor said he did not want sterling to fall further, but would like to avoid a significa rise, suggesting the curren was somewhere near the bottc of its desired range. At th stage the pound was trading about DM 2.82 and $1.54.

Mr Lawson has declared hi self happy with sterling's lev at various stages when t pound has been trading ar where between DM 2.90 a DM 2.95, and $1.60 and $1.62.

What is clear is that t Government is anxious to p serve the competitive gains f British industry which flow from last year's depreciation sterling.

The publication on Thursd of figures which showed t largest monthly rise in gold a currency reserves for nearly years, coupled with the two ha point cuts in base lending rat since Paris, provides eviden of the authorities' determin tion to cap sterling's streng

The adherence to a tar band is clearly within t framework of the Paris acco

But City economists spe late that it could be a poli designed to pave the way f full membership of the Eu pean Monetary System.

Mr Lawson reaffirmed Thursday that membership w "highly unlikely" before t general election.

Nevertheless, a period stability within a prescrib range, particularly against t Deutsche Mark, would provi the ideal transition peri before joining.

Underwriters excluded from ferry inquiry

BY RAYMOND HUGHES, LAW COURTS CORRESPONDENT

LONDON underwriters with an interest in cargo on the Herald of Free Enterprise, the Townsend Thoresen car ferry that capsized off Zeebrugge on March 6, have been refused permission to take part in the official inquiry into the disaster, which will open on April 27.

At a preliminary hearing in the High Court yesterday, Mr Justice Sheen, the Admiralty judge appointed to conduct the inquiry, ruled that the underwriters could re-apply later to be parties if they felt they had a positive contribution to make.

Full-scale tests on a sister ship of the Herald of Free Enterprise are to be held for the inquiry, the judge was told by counsel for the Transport Secretary.

The underwriters' application had been opposed by counsel for Townsend Thoresen, who suggested that the insurers' principal concern would be to try to break the 1974 Athens Convention which limits the amount of compensation payable by the shipowner.

Mr Timothy Charlton, counsel for the underwriters, said the London market underwriting interests in the cargo came directly from Lloyd's underwriters and through the Salvage Association, acting for the companies involved.

They thought they had a contribution to make to the investigation of the disaster and had an interest in the issue of the safety of the type of vessel involved and future precautions.

Insurers had in the past been parties at similar inquiries, Mr Charlton said, adding that the same considerations applied to underwriters as to survivors of the disaster who were to be parties.

Mr Justice Sheen asked: "Is there no difference between loss of life and loss of cargo?" He agreed it was difficult to analyse the difference in principle between representatives of next-of-kin and those who died and the owners of cargo, "but it seems to me that there is a difference in quality."

The judge said two questions that should be asked at the inquiry were how many people died and why were so many lives lost.

He said what had struck him had been the speed with which the vessel capsized. It might be necessary to investigate how it was that, within the comparatively short distance of the harbour at Zeebrugge, and in comparatively good weather, so many lives had been lost. That, he said, was bound up with such matters as means of escape and speed of capsize.

Woolworth opens first Kidstore

By Lisa Wood

WOOLWORTH yesterd opened its first Kidstore, specialist outlet for famili with children up to the age 12.

The group plans to open fo such stores this year, with to 100 proposed

The development of Ki stores is part of a move Woolworth to move in specialist retailing with streamlining of its chain store

Kidstore, unlike some co petitors such as Toys 'R' Us a Childrens' World, is concentra ing its development on the tow centres and not in edge-of-tow developments.

Mr Malcolm Parkison, Woo worth's chief executive, sai "Nearly 60 per cent of t population does not have acce to a car from Monday to Frida so it makes sense to offer cu tomers accessible shopping the town centre."

Woolworth Holdings' speci ist retailing businesses a B & Q, a do-it-yourself chai Comet electrical stores; and t high street chain of Woolwor stores. Within the Woolwor section the group is focusing c six main areas, including Ki stores and entertainment.

Earlier this week Woolwort Holdings announced a furth strand in this strategy with £244m agreed bid for Supe drug, a chain of 297 discou drug stores.

Physical expansion of Supe drug will be assisted by relea of some Woolworth stor regarded as surplus to th chain's needs.

Recall for Maestros and Montegos over seat belts

BY KENNETH GOODING, MOTOR INDUSTRY CORRESPONDENT

AUSTIN ROVER is to recall 382,000 Maestro and Montego cars to replace the flexible stalks into which the front seat belts are slotted.

The belts were supplied by ASE-Kangol, the Carlisle company owned by the Marmon Group of California. Austin Rover said yesterday discussions were taking place about who would pay for the recall. Unofficial estimates put the cost at about £8m.

Austin Rover, part of the state-owned Rover Group, said yesterday that in abnormal usage — such as extreme frequency or rough handling — some stalks had shown signs of fatigue.

It had no knowledge of any incidents or accidents arising from the problem.

The company said letters would go out to owners, once the necessary replacement components were available from dealers.

Owners of cars in which stalks show signs of fatigue would be asked to contact dealers immediately to have them replaced.

Austin Rover uses more than one seat belt supplier and only those from Kangol are affected, the company stressed.

● Rover Group is considering proposals for a buy-out led by management, of DAB, its wholly-owned subsidiary in Denmark.

DAB has half the Danish market for buses with 25 seats or more. It mainly uses running gear (engines, gearboxes, axles and suspension units) supplied by Leyland Bus, to which it adds locally-made chassis and bodies. It also supplies some companents to Leyland Bus.

Rover said yesterday it was giving DAB's buy-out proposals "sympathetic consideration."

Canadian group interested in launching daily paper

BY RAYMOND SNODDY IN LONDON AND BERNARD SIMON IN TORONTO

THE Toronto Sun newspaper group of Canada is seriously interested in launching a national daily newspaper in the UK and is working on the project with Mr Nicholas Leonard, a former London editor of the Irish Independent.

Mr Leonard has been trying to raise finance for a Sunday newspaper to be called the Globe for more than 18 months but has apparently interested the Toronto Sun in plans to launch it as a daily.

The project which is being overseen by Mr Douglas Creighton, Toronto Sun chief executive, envisages a populist tabloid with a heavy emphasis on television

Mr Creighton who was in London last week is not returning calls on the project, but it is thought that a detailed feasibility study involving as many as five of his executives is under way.

The project's origins lie in a propsed joint venture between Irish Independent Newspapers of Dublin and EMAP, formerly East Midlands Allied Press, a magazine and regional newspaper company. They planned a national tabloid and got as far as producing a dummy newspaper. In the end EMAP decided not to go ahead.

It is this project that Mr Leonard has taken to the Toronto Sun. Although Mr Leonard is still a director of Independent Newspapers the organisation said yesterday it was not involved

● Express Newspapers is believed to be considering launching a Sunday version of its national daily The Star.

Lynton McLain on British Aerospace's purchase of Royal Ordnance

BAe opts for quicker returns

BRITISH AEROSPACE, the UK's biggest defence contractor, tightened its grip on Britain's arms industry this week by buying Royal Ordnance, the State arms and munitions company, from the Ministry of Defence for £190m.

It thus became the biggest manufacturing company in the West's defence sector outside the US, BAE and the MoD say.

Its range of products and sources of profit is impressive —from civil airliners to military fighters and bombers, from mines for the Royal Navy to guided missiles for world air forces, from machine-gun bullets by the million to cluster bombs, from electronic systems to advanced materials.

BAe in effect has cornered the UK market for a range of defence products. About 50 per cent of its sales will now come from defence equipment manufactured for the MoD, compared with less than 40 per cent before its purchase of Royal Ordnance.

BAe is sen now as a potential threat by some of its competitors in UK defence contracting. Sofe of them—including Ferranti, Hunting Engineering and Short Brothers — complained to the Office of Fair Trading about the threat to free commercial competition by the colossus of the enlarged British Aerospace.

BAe and Royal Ordnance had sales togethe worth more than £3.5bn last year, with £3.1bn at the formed and £440m at the latter, whose forecasts this year show a likely turnover of £500m.

The order book for the combination is even more impressive. BAe had a book worth £8.6bn at the end of last year. Royal Ordnance's was worth £800m — "rising to £1bn in the near future," Sir Austin Pearce, BAe chairman, said this week. The combined total, approaching £10bn, is unrivalled by any defence company in the West with a similar product range.

Sir Austin was anxious this week to underline the positive aspects of the purchase for BAe. "We feel strongly we can increase the business of Royal Ordnance. Clearly, there are areas where we can improve its efficiency." To this end, BAe has already begun a study to last possibly three months and identify action that may be needed to put Royal Ordnance into shape.

Sir Raymond Lygo, BAe chief executive and the new chairman of Royal Ordnance, hinted he would expect action on the recommendations of the study group within three months more.

Royal Ordnance is a vast organisation with 13 arms and munitions factories that make explosives and propellents (for guided missile rocket motors and shells), and two research and development sites.

The sites are distributed geographically, to make life difficult for potential enemies, and generally isolated in that weapons are tested away from centres of population.

The 16,000 workers have been through traumas as the Government sought to change them from civil servants employed by the MoD to employees of a commercial organisation, Royal Ordnance plc. This was in readiness for the planned flotation of Royal Ordnance shares on the stock market last summer, which was aborted at the last minute.

Sir Raymond Lygo: expects action in six months

These employees are to be offered "free British Aerospace shares, paid for by the Government, to a similar value to that planned last summer at the time of the proposed flotation," Mr George Younger, Defence Secretary, told the Commons on Thursday.

Details not having been worked out, it is impossible to say precisely how much money the Government received net for the sale of Royal Ordnance.

BAe paid £190m with a cheque from its own resources. The Government has promised BAe, in one of the clauses attached to the sale and purchase agreement, to invest £12m "for improving the efficiency of RO and the competitiveness of its products." This brings the net sum received by the Government down to £178m.

The book value of the net assets of Royal Ordnance, at December 31 1986, was £235m.

These figures exclude the value of the Royal Ordnance factory at Leeds, the UK's prime maker of main battle tanks, which was sold to Vickers ter the Government scrapped the RO flotation.

Lord Trefgarne, Minister for Defence procurement, said on Thursday this sale had raised £15.2m, which went to Royal Ordnance.

British Aerospace sees advantage in owning Royal Ordnance besides the profit potential. Sir Austin Pearce emphasised especially the benefits of the much quicker payback associated with its mass production, of items such as bullets, guns and explosives.

Cash accrues from the sale of such munitions in weeks. By contrast, BAe's design and manufacture of aircraft and guided weapons takes much longer to show a return. Sir Austin said the production of a single Tornado fighter aircraft (sale price about £17m) took about two years, with expenditure on materials and equipment not recouped until delivery.

The latest Airbus proposals, for the four-engined A340 and A330, for which BAe seeks £750m of repayable launch aid from government, were designed in 1985 but would not produce revenue until first deliveries, scheduled for 1992.

PUBLIC NOTICE

At a duly minuted resolution by the company's directors dated 23 Feb. 1987, the shareholders and directors of a large direct importers bonded warehouse, totally illiquid, have been reluctantly compelled to liquidate assets and inventory held in order to stimulate cash.
Exacting pressure by creditors together with heavy financial costs, in servicing short term loans has made this a sale of necessity and instructions have been issued to dispose of the entire inventory piece by piece to the highest bidder at a

SHORT NOTICE AUCTION
of
PERSIAN, ISLAMIC & EASTERN CARPETS, RUGS & RUNNERS

Originating from diverse weaving centres of Asia Minor, Iran, the Caucasus and other important weaving areas. There are antique Caucasian and Persian rugs of high value and importance which include 19th and early 20th century silk and wool pieces.



ON SUNDAY 5TH APRIL AT 3 P.M.
ON VIEW 1 HOUR PRIOR TO AUCTION
AT THE SALEROOM OF
A. WELLESLEY BRISCOE & PTNS. LTD.
Specialist auctioneers and valuers in the woven arts.
ROXBY PLACE, FULHAM, LONDON SW6. TEL: 01-381 8558
Directions: Travelling west along Old Brompton Road take first turning left after West Brompton tube station into Seagrave Road – Take first left again into Roxby Place.
TERMS: CHEQUE, CASH AND ALL MAJOR CREDIT CARDS

Hattersley opens Labour campaign

BY MICHAEL CASSELL, POLITICAL CORRESPONDENT

MR ROY HATTERSLEY, Labour's deputy leader, last night fired the first shots in a campaign designed to attack the Government's record and to restore his own party's electoral popularity.

He told a meeting in Harlow, Essex, that Mrs Thatcher had divided and impoverished British society and warned that another term of office for the Tories would be "a disaster" for the country. He said manufacturing industry had deteriorated since 1979 with output and investment collapsing and likely to fall further over the next five years under a third Thatcher government.

He said imports would continue to rise rapidly and predicted that 44 per cent of all manufactured goods would be imported by 1992 compared with 27 per cent in 1979.

Mr Hattersley also claimed that, under the Tories, the number of people on supplementary benefit had more than doubled, over 36,000 hospital beds had been lost, prescription charges had risen from 20p to £2.40 and the crime rate was set to double.

The deputy leader will tomorrow outline details of the type of election manifesto which Labour will put together when the general election is called. Most of the details have been announced in recent weeks as part of its "programme for national renewal."

The three principal themes at the centre of Labour's programme will be a revitalisation of the economy, the provision of improved public services and an attack on poverty. Mr Hattersley is expected to acknowledge Labour's recent poor showing in the opinion polls and the scale of the task confronting the party in order to achieve an election victory.

The leadership intends to ensure that the party's manifesto is short and to the point, and that it concentrates on what party leaders believe to be the "bread and butter issues." The overriding approach will be that the party's policies must be realistic and credible and that they can be implemented within the lifetime of a single parliament.

Roy Hattersley: will outline election manifesto

The party leadership appears a little less certain that Mrs Thatcher, despite her success in the Soviet Union, will call an early summer election, but it has nevertheless decided to proceed on the basis that a poll could be less than 10 weeks away.

A series of weekend speeches by Labour spokesmen will aim to step up the momentum of the attacks on Mrs Thatcher's records and to portray Labour as the only serious party of alternative government.

Next week Labour will unveil a nationwide poster campaign using slogans to push home the party's message. On Monday it will stage a House of Commons debate attacking the Government's "divisive" record and calling for a "one-nation" approach to the country's problems.

Obscenity bill wins second reading

By Tom Lynch

A BILL to toughen up the Obscene Publications law and extend it to cover broadcasting was given a second reading, with Government backing, in the Commons yesterday.

The Obscene Publications Bill, put forward by backbenchers from both sides of the House, outlaws material "that a reasonable person would regard as grossly offensive" in dealing with sex, drugs or violence. This is in addition to the existing law against material tending to "deprave or corrupt."

Several ministers, including the Prime Minister, helped the bill yesterday to a majority of 137 (160-23).

The bill has a long way to go to become law and faces determined opponents. Mr Ian Mikardo, MP for Bow and Poplar, and Mrs Gwyneth Dunwoody, MP for Crewe and Nantwich, both Labour, tried unsuccessfully yesterday to talk it out of time.

Mr Mikardo spoke for a minute under two hours, twice as long as Mr Nigel Lawson, the Chancellor, took to deliver his budget last month.

Mrs Dunwoody told MPs: "This is the sort of legislation that'll cause hours of argument in committee. It will have to be rewritten several times and will be finally rejected by the House of Commons, which does not like to see legislation that can be brought into disrepute."

Mr David Mellor, Home Office Minister, welcomed the Bill on behalf of the Government. In a changing climate of broadcasting there was a case for extending the obscenity law so long as it was realised that the present guidelines and the BBC charter were the first line of defence.

Mr Mellor said that the idea of a jury deciding what a reasonable person might think was not unknown to the law, and that a reasonable person "can tell the difference between trash and art."

Mr Alf Dubs MP for Battersea, opposing the Bill from the Labour front bench, said it did not give clear enough instructions to television producers about what was permissible and there was a danger of creating confusion in the minds of broadcasters, the police, magistrates and juries.

He urged setting-up of a Royal Commission to examine all the options, rather than the recent succession of private members' bills on the subject. Meantime there should be a dialogue with the broadcasting authorities about guidelines.

Mr Mikardo said the "grossly offensive" test was "far too vague to be a fair and proper criterion of guilt for an offence which carries a penalty of three years in jail."

In a list of material which he said would fall foul of the bill he included a Biblical epic film called Samson and Delilah. It was, he said, a very bad film, but many people enjoyed it and "it did not incite anybody to go out and kill 1,000 people with the jawbone of an ass."

Mr Mikardo said: "The criminal law should be sufficiently certain for citizens to know what the law is and to regulate their conduct so as to be sure of not committing any crime.

"The gross offensiveness test would not provide that certainty and predictability."

Mr Gerald Howarth, Tory MP for Cannock and Burntwood and a sponsor of the bill, said broadcasters were ignoring the present guidelines on obscenity.

Television producers were pushing further and further beyond what was acceptable, and the courts found the present law more and more difficult to interpret.

Pay bargaining cancelled by ICI subsidiary

BY CHARLES LEADBEATER, LABOUR STAFF

SCOTTISH Agricultural Industries, a wholly-owned subsidiary of ICI that makes fertilisers, has withdrawn its recognition of collective bargaining rights from three manual trade unions. The annual wage negotiations are to be superseded by a pay review through a consultative committee.

The company intends to let the unions represent members over individual issues and to continue a "check-off" system for collecting union dues. But all collective negotiations will go through a joint review committee of management and workers.

This has angered officials in the unions concerned—the General Municipal and Boilermakers, the Transport and General, and the AEU engineering union. A GMB official said: "It is clear evidence that employers now feel so confident and macho that they do not even have to deal with trade unions, that they can strip unions of bargaining rights."

The company said it was not attempting to "bash the unions." The change in collective bargaining at its Leith fertiliser plant complemented a series of measures it has introduced in the last year to make the company more competitive, Scottish Agricultural Industries said.

THE CHEMICAL industry is in danger of losing control of its hazardous plants, the General Municipal and Boilermakers' Union warned yesterday, in a report on the industry's accident record over the last six years.

The industry's trade association surveys, which have shown a consistent decline in accidents since 1981, seriously under-estimate the risks of work in the industry, the report says.

Health and Safety Executive figures show that fatal and serious accidents have risen by 35 per cent since 1981.

The increase in accidents arises from inherent flaws in the design of chemical plants and failures to control production. Process workers are being increasingly asked to carry out maintenance work on pipes and valves with minimal training, the report says, calling for more stringent controls on the industry and an increase in the number of factory inspectors.

The 270 manual workers who were covered by the collective bargaining pact have shown no sign of resisting the change, the company said.

Under the new arrangements, the annual pay award will be determined by managers after they have heard workers' representatives at the review committee.

Trade union officials complained that the review committee is biased towards the company's views.

Scottish Agricultural said the changes complement measures to introduce team-working, complete worker flexibility over tasks, and to pass greater responsibility for maintenance to process workers.

The company has also introduced single-status terms and conditions of employment, so manual staff work the same hours and have the same holiday and pensions benefits as white-collar workers.

It said the established collective bargaining with the unions would not match its efforts to revise working practices. The change would bring manual collective bargaining into line with procedures for white collar workers, to match the harmonisation of terms and conditions.

The unions have insisted that, under the Health and Safety at Work Act, trade union representatives should remain workplace safety representatives.

FT writers praised in awards

Financial Times Reporter

CHRISTOPHER DUNKLEY, the Financial Times television critic, has been named Critic of the Year in the 1986 British Press Awards. It is the third consecutive year this award has gone to the FT.

Another Financial Times journalist, David Fishlock, science editor, was commended in the Specialist Writer of the Year category.

The judges praised the "consistently high standard" of Mr Dunkley's work. "In a very strong category with some outstanding entries, Christopher Dunkley was chosen for his balanced, constructive and original writing about television."

Andreas Whittam-Smith, editor and founder of The Independent, Britain's newest national daily newspaper, was named Journalist of the Year.

The judges unanimously decided that his achievement "in creating, founding, arranging the finance and successfully launching The Independent made him the outstanding journalist of the year."

The new Arthur Sandles award for travel and leisure writers, in memory of the Financial Times travel editor who died last year, went to Edward Mace of The Observer.

Other awards made were: Reporter of the Year, Peter Murtagh (The Guardian); International Reporter, Trevor Fishlock (The daily Telegraph); Provincial Journalist, Richard Donkin/Tony Watson (Yorkshire Post); Young Journalist, Tim Walker (Evening Argus, Brighton); General Feature Writer, Bryan Appleyard (The Times); Specialist Writer, Colin Welch (Daily Mail); Sports Journalist, Simon Barnes (The Times); Columnist, Poly Toynbee (The Guardian); Campaigning Journalist, John Furbisher/Susan Mitchell (Yorkshire Post); David Holden Award, Simon Hoggart (The Observer); Colour Magazine Writer, Lynn Barber (Sunday Express Magazine); News Photographer, Brendan Monks (Daily Mirror); Graphic Artist, Roy Wright (Sunday Mirror).

Marconi to shed 450 jobs

BY TERRY DODSWORTH, INDUSTRIAL EDITOR

MARCONI Communications, part of the Marconi defence and electronics group, is to make 450 workers redundant at its Chelmsford plant in Essex as part of a drive to cut costs.

The reductions, equivalent to 10 per cent of the company's 4,500 workforce, will follow consultations with trade unions. Marconi is part of General Electric Company, and employees may be offered jobs within the GEC group.

Marconi makes a range of equipment, much of it for the Ministry of Defence, in such areas as digital data, broadcasting and mobile radios. It said yesterday the redundancies were not connected with any particular business activity, or with ministry contracts, but added that competition in each of its markets had greatly increased during the past 12 months.

"To compete more effectively, all areas of cost have been examined, including manning levels," it said.

This follows a similar step at Thorn EMI Electronics, the defence systems division of the Thorn EMI group, two months ago. Thorn announced cuts affecting 550 workers out of a total of 7,140 in the defence group, saying it had been affected by a "slight" reduction in MoD orders. It added it was also embarking on an efficiency drive.

James Buxton, Scottish correspondent, writes: Hall Russell, an Aberdeen shipyard privatised by British Shipbuilders a year ago, yesterday laid off 130 of its 490 employees and said it was seeking a further 95 voluntary redundancies.

It blamed this on failure to win a contract for offshore patrol ships for India, which says it is to place the order in South Korea.

Under a national pay agreement, the 130 men laid off will be paid 75 per cent of their regular wages.

Virago agrees idea of buy-out

BY FIONA THOMPSON

VIRAGO PRESS, the feminist publishing house, reached agreement in principle yesterday with the publishing group Chatto, Virago, Bodley Head and Jonathan Cape for a management buy-out.

Financial discussions are well under way and the buy-out is expected to be completed by the end of this month, said Ms Harriet Spicer, Virago's joint managing director.

Virago, formed in 1973, joined the group in 1982 and was a small but successful part of it. Sales of £600,000 in 1982 rose to £1.7m last year.

Virago will maintain links with the group, continuing to share sales, distribution and warehouse facilities.

Substantive negotiations on the buy-out first started a month ago, Ms Spicer said. "We are delighted and very enthusiastic about the new challenge."

Mr Graham C. Greene, chairman of Chatto, Virago, Bodley Head and Jonathan Cape, said yesterday that he too was "delighted that we will continue to work so closely in the future."

Last week he was at the centre of a row with his uncle, the novelist Mr Graham Greene, when he denied reports that Virago was seeking to leave the group. The denial prompted Mr Graham Greene, in a letter to The Times, to accuse his nephew of living in a fantasy world.

The novelist threatened to quit Bodley Head, his publisher for 25 years, unless administrative changes were made in the group. The rift was bridged after a board meeting earlier this week.

Dockyard unions' legal action fails

BY SALLY SELBY

UNIONS REPRESENTING 14,000 industrial workers at Rosyth and Devonport Royal Naval dockyards failed yesterday in a High Court move that could have delayed the handover of the yards to private management.

Mr Justice Millett said he would not grant the declaration the unions sought, which means that on Monday Devonport will be handed over to Devonport Management, a subsidiary of the US offshore group Brown and Root and Rosyth to Babcock Thorn.

The six unions had wanted a ruling that Mr George Younger, the Defence Secretary, had failed to comply with consultation procedures set out in amendments to the Dockyards Services Act. The judge said he would give his reasons for his decision on Tuesday.

After the ruling Mr Jack Dromey, national secretary of the Transport and General Workers' Union and secretary of the industrial workers in the dockyards, conceded legal defeat but claimed a moral victory.

"We found out more about what will happen under agency management in one week than in two years' futile exchanges with the MoD," [Ministry of Defence] he said. His dockyard members would now deal with the contractors.

The unions will wait to see Mr Justice Millett's reasoned judgment before deciding whether to consider an appeal.

Earlier in the five-day case Mr Martin Mann, QC, representing the unions, had said that the Secretary of State instead of having regard to his duties under the act, had sought to safeguard what he conceived to be the commercial interests of the new dockyard companies by respecting a claim of confidentiality on most, if not all, the issues which would affect employees' rights.

The ministry said the signing of the contracts with the private agencies had been made in full compliance with relevant law.

Mr Dromey had argued in evidence that it was inconceivable that the new managing companies had no proposals on a number of issues affecting the workforce. Employees at Devonport in particular feared substantial compulsory redundancies.

Albright & Wilson raises British profits by 65%

BY TONY JACKSON

ALBRIGHT & WILSON, the chemical manufacturer, produced a 65 per cent increase in trading profit in the UK last year. This was despite falling demand in Europe for phosphate-based detergents, which led to reduced working at the group's plant at Whitehaven.

Worldwide trading profit for the company, part of the US energy group Tenneco, was up 10 per cent at £45.6m, as previously reported. During the three previous years profits were unchanged at £41m.

Profits from detergent materials were down from £24.6m to £19.8m, on sales slightly down at £247m. Profits on chemicals for pulp and paper declined from £7.9m to £7m. Improved profits came in other phosphorus products, up from £6.8m to £11.3m, and general chemicals, up from £2m to £7.5m.

Geographically the strongest performance came in the UK, with profits at £13.9m

Bank team to visit Japan

By Hugo Dixon

A BANK of England team will be in Tokyo from Monday for several days of discussion on harmonising the regulation of banks.

Momentum for developing internationally agreed standards of banking regulation has gathered since the UK and the US signed an accord

The Bank would say little about the trip except that matters were at a very preliminary stage. However, the main problem is expected to be convincing the Japanese not to include their banks' hidden property and securities portfolios in the calculation of capital adequacy.

Bank union may ballot on 5% offer

BY OUR LABOUR STAFF

LEADERS of the Banking, Insurance and Finance Union are to consider balloting members on industrial action over a 5 per cent pay offer from the Federation of London Clearing Bank Employers.

The threat came yesterday after an eight-hour session at the conciliation service Acas failed to prompt an improved pay offer from the federation, which represents Barclays, Lloyds and National Westminster.

Mr Leif Mills, the union's general secretary, said after the Acas meeting: "The employers' attitude in the negotiations is a direct incitement to militancy."

The union claim for about 48,000 members working for the three banks in London was for an increase of £15 a week of 9 per cent, whichever was greater.

The employers' latest offer, made at Acas three weeks ago, was for a 5 per cent rise and an extra £175 a year for Grade Four staff, mostly senior securities clerks, and £125 a year for Grade Three junior securities clerks.

Consultations with union members since that offer was made showed that they were overwhelmingly in favour of rejecting it, Mr Mills said.

John Brown has Soviet order

JOHN BROWN, the Trafalgar House subsidiary, has completed a £90m contract for a polypropylene complex in the Soviet Union.

The complex, at Budyennovsk in the northern Caucasus, is to consist of an 80,000-tonne plant making various commodity grades of polypropylene, and a 20,000-tonne film plant. It is to be next to a polyethylene plant built by John Brown in 1981.

Sources ruling challenged

BY RAYMOND HUGHES, LAW COURTS CORRESPONDENT

DEPARTMENT of Trade inspectors investigating suspected insider dealing are to challenge a High Court ruling that a journalist does not have to reveal the source of information on which he based stories on takeovers.

The appeal will be heard by the Court of Appeal on Friday.

Last Tuesday Mr Justice Hoffmann held that the inspectors had not satisfied him that disclosure by Mr Jeremy Warner of The Independent could prevent further insider dealing.

Mr Warner had contended that he had a dight as a journalist to protect the confidentiality of his sources.

Nationwide cuts rate

THE NATIONWIDE Building Society, Britain's third largest, will cut its mortgage rate by one percentage point to 11.25 per cent from May 1.

Public servants are angry over status and esteem as well as pay

David Brindle looks at the background to the Civil Service strikes which start tonight

WITH THE teachers still in revolt, and seemingly implacable, Tory MPs may this weekend be wondering why and how their generals have chosen the run-up to a general election to open a second front against 250,000 civil servants.

It is, however, highly unlikely that the Government has in any sense planned to take on the Civil Service unions. Moreover, it is at least arguable that the unions had not planned to take on the Government.

This year's negotiations over the pay of the 500,000 white-collar civil servants have been characterised by unusual anxiety on the Treasury's part to reach early settlements and to reach settlements incorporating greater flexibility between and within grades.

To a substantial degree this has been successful: the Institution of Professional Civil Servants has agreed a provisional deal for scientific and technical staff that clears the way for important progress on payment by performance and location; the Inland Revenue Staff Federation has settled in anticipation of further negotiations later in the year; the Civil Service Union, representing lower-grade staff, has said its members have no stomach for a fight.

As for the other unions, the general pay offer said by the Treasury to be worth 4.6 per cent on the salary bill conceals tempting nuggets for key groups —£5.75 a week more for those for whom the basic 4.25 per cent would mean less; an eventual 6.9 per cent for some executive officers; up to £2,000 extra in allowances for London-based lawyers.

Such nuggets were tempting enough for the leaders of the Civil and Public Services Association, the biggest union involved, to make no recommendation in the ballot which has produced a 59 per cent majority for disruptive action on a turnout of 65 per cent.

Why, then, the reaction? Why will members of the CPSA, the Society of Civil and Public Servants and the Northern Ireland Public Service Alliance tonight begin strikes and why, more surprisingly, are even the mandarins of the First Division Association discussing whether they should follow suit There are, perhaps, two explanations.

● First, there is growing evidence that the anger being demonstrated by civil servants stems not only from discontent over pay but also over the general standing of public services and public servants.

As a report published last week suggested: "Much of the discontent among teachers, civil servants, nurses and town-hall staff has focussed on pay levels, but decline in status and public esteem are also factors."

The report, by the Incomes Data Services research group, the Public Service Foundation and the KPMG Peat Marwick McLintock — consultancy, went on: "Many groups say that the Government encourages a press campaign of vilification against public servants."

Civil Service union officials reporting back from members' meeetings in places such as High Wycombe and the Prime Minister's constituency of Barnet—areas not renowned for their militancy—say this resentment has been an important issue.

One SCPS official said yesterday: "They know they are doing a bloody good job under impossible conditions and want some recognition for it. The least they want is for ministers to stop knocking them."

● The second possible explanation leads on from this. This year, for the first time in a national pay campaign by unions, the civil servants' case has been presented with the advice and help of commercial consultants—in this instance, Epic industrial communications company.

The campaign has stressed, both to the press and public and to civil servants themselves, non-pay issues such as claimed under-staffing, the run-down nature of offices and the quality of the services provided. This may well have struck a chord.

In addition, the unions have made skilful use of their limited resources, deploying national officials to the regions to whip up support for action, and planning with great care and precision a programme of disruption.

Having said that, it is going to be as difficult for the CPSA and CCPS to deliver the disruption as it has been to win their ballots. In the first place, the SCPS returned its 69 per cent majority for action only on a turnout it put at 46 per cent (nearer 42 per cent on the basis of the union's last declared membership).

Secondly, many of the SCPS computer specialists—who could play a decisive role in bringing the dispute to an early crunch—have only recently been on strike in a dispute of their own, over payment of discretionary allowances.

Third, though the Treasury has so far denied any such plans, there is speculation about possible legal challenges of the strike votes.

Although an exhaustive number of balloting meetings was held—1,172 in the case of the SCPS—it may be arguable that some members were denied an opportunity to vote under the Trade Union Act 1984 unless they attended such a meeting.

In the final analysis, for all the potential disruption of ports and airports and computer centres, the success or failure of the unions' campaign is likely to hinge on the determination shown by clerical workers in social security and employment offices the length of the country.

As usual, the poor bloody infantry will bear the brunt while others hold the key.

Sally Selby reports on a scheme for tax relief on payroll donations

Charity begins in the workplace

CHARITY TAKES a large stride into the workplace on Monday with the start of a payroll give-as-you-earn scheme which is expected to boost the income of registered charities.

Foreshadowed in the 1986 Budget and already an established way of giving in the US, the scheme allows workers to give up to £120 a year to charities of their choice and to receive tax relief on their donations.

Government ministers have heralded the scheme with almost evangelical zeal. Last Tuesday, Mr Ian Stewart, Economic Secretary to the Treasury, said total charity tax relief was already about £500m a year, "but the more the payroll giving scheme costs the Treasury in tax relief, the happier I will be."

Leading from the front, the Government intends to enable its own employees to join the scheme and the Treasury is working on a project covering 216,000 civil servants.

The biggest of the 10 clearing agencies so far approved by the Inland Revenue is the Charities Aid Foundation, a charity which services other charities. Mr David Wickert, its director of payroll services, said 119 companies have already signed with it to operate the scheme and he expected 1,000 to have done so by the end of the month. Within a year, CAF predicted, half the working population will have access to a scheme.

Mr Wickert forecast that the first year will yield £30m-£40m, rising to £100m in the second or third.

The Arthritis and Rheumatism Council for Research, which has advertised widely to encourage take-up of the scheme, is optimistic about the project. However, Mr Jim Carter, the charity's assistant appeals director, predicted: "It's not going to work miracles for us overnight." He said it would take up to five years for give-as-you-earn to become "institutionalised."

Help the Aged opted to join with the National Society for the Prevention of Cruelty to Children, the Spastics Society, the British Red Cross and the Royal Society for the Protection of Birds in a consortium called Charities at Work—itself a charity—which its participants hope will attract substantial payroll donations to be split five ways.

Without employers' co-operation, however, the scheme cannot function. The Confederation of British Industry, which is keen for members to set up schemes, is holding a one-day conference next month covering payroll charity. There had been fears that companies might baulk at the extra administration involved in the scheme, but the CBI reported "no opposition at all" from employers.

In the trade union movement, the TUC's international committee meets on Monday to finalise details of TUC Aid, a charity backing Unicef projects.

Union members will be encouraged to support TUC Aid through payroll giving, while Nalgo, the white-collar union, is promoting the scheme partly in the hope of boosting its welfare fund. For EETPU, the electricians' union, give-as-you-earn was the catalyst for the charitable trust it is setting up.

Guide Dogs for the Blind has advertised for support in trade union papers, but it remains to be seen whether most people will back the fashionable charities, or whether workplace enthusiasts for smaller, local causes will be able to inspire give-as-you-earn support from fellow employees.

HOW THE PLAN WORKS

The Inland Revenue approves charity agencies to act as clearing houses to transmit donations to other charities. Approved agencies contract with firms and companies which want to operate a give-as-you-earn scheme. Employees who want to take part authorise their employers to deduct up to £10 a month from their pay and name the charity or charities their donation is to benefit.

The employer makes the deduction before working out PAYE on the pay, so tax relief is automatically given on the donation. The employer pays the donations to the charity agency and the agency acts as a clearing house, distributing donations to individual charities according to employees' wishes.

Woman faces JMB charges

A COMPANY director has been charged with defrauding Johnson Matthey Bank, police disclosed yesterday.

Mr Geeta Pokerdas Lakhiani, a director of two companies which were JMB customers, Frester and Espee Enterprises, was charged with four offences, involving alleged false accounting and using forged instruments, and two cases of obtaining property by deception.

She appeared at Guildhall Magistrates Court in London yesterday and was remanded on bail until May 11.

French win Irish Sea cable contract

BRITISH TELECOM and Telecom Eireann, the Republic of Ireland's telecommunications authority, have awarded a £3.7m contract for a optical fibre cable under the Irish Sea to Submarcom, the French company owned by Alcatel and Cables de Lyon.

The cable will run for 80 miles between Holyhead on Anglesey and Port Marnock in Ireland.

WANG MAKES IT WORK



An instant quotation for the insurance business:
"If you want hard disk power and battery operation in a portable computer, there's only one choice. A Wang LapTop."

PC MAGAZINE

Sit down with a Wang LapTop on your knee and you can be as well equipped on the move as you are in the office.

It's the only battery and mains powered portable with a printer and a 10MB Winchester Disk in one 14½ pound package.

One battery can take you from London to Edinburgh, courtesy of British Rail.

Or you can work in your client's home or office, without crawling under the desk for a mains socket.

As well as preserving your dignity, the LapTop will also hand out all the advice, quotations and policy information your client wants.

On the spot.

And it will store all their records, as well as your own commission details.

You can show startlingly accurate benefit projection charts and other graphics to help illustrate comparative product performance and "as-if" analysis of unit trusts and funds.

Back at the office, you can link up to your desktop printer.

Or plug into a colour monitor.

Even connect with other computer systems. It's as happy in the office as out of it.

In fact, Which Computer found it 4½ times faster than IBM PC.

They went on to say: "The Wang LapTop outdoes the competition by including a printer. We found it a joy to use."

If you'd like to know more about it, please call Debbie Kerr, Wang UK Ltd, 1000 Great West Rd, Brentford, Middlesex TW8 9HL. Telephone: 01-568 4444.

WANG

FINANCIAL TIMES
BRACKEN HOUSE, CANNON STREET, LONDON EC4P 4BY
Telegrams: Finantimo, London PS4. Telex: 8954871
Telephone: 01-248 8000

Saturday April 4 1987

Seven days for wiser counsel

TODAY THE EEC finance ministers and central bank governors gather in Knokke-le-Zoute for two days of discussions on current financial strains within Europe. They will also, no doubt, do their best to achieve a common position for the weekend meeting of the IMF Interim Committee in Washington. This comes not a moment too soon. The Paris agreement on exchange rates and policy co-ordination was reached only a short time ago. It was aimed to stabilise exchange rates and to head off the danger of protectionism, and it is clearly in danger of coming unravelled before it has well started.

Exchange market turbulence seems to have been contained for the time being at least, but it must have been a near thing. London was hardly the storm centre, yet the UK reserves rose by nearly $2bn during March. Intervention in New York and Tokyo must have been on a very large scale — how large we are unlikely to be told for a long time. Mr James Baker, who set the whole crisis off with a single remark in an interview for British television two weeks ago, must privately feel like a man who inadvertently opened Pandora's box.

What provoked him, of course, was the growing impatience throughout the West with what is seen as Japanese protectionism. Mr Baker no doubt hoped to provoke lobbying by Japanese exporters to open up the Japanese electronics market, just as the British Government is now attempting to frighten the Japanese banks into lobbying on behalf of Cable and Wireless. The markets can have left ministers in no doubt at all that they regard these as misguided and thoroughly dangerous experiments.

Japan-bashing

The trouble is that although the current account statistics suggest that there is a strong case for Japan-bashing, and are likely to go on giving the same message for some time to come, the real dangers are political, not economic.

Trade flows take a long time to respond to exchange rate changes, especially where these changes are not supported by any significant adjustments in domestic policy. The signs are that efficient producers in the US are now fully competitive with the Japanese, and indeed US export volumes are recovering quite sharply, while Japanese exports stagnate. There are unsettled problems with other countries, notably Taiwan and Korea (whose finance minister may have a hot time in Washington next week), but not with Japan.

However, the leaders of the countries mainly involved are all under political pressure. President Reagan is most gravely disadvantaged; he is in danger of losing all control of policies determined by legislation now that his veto has been over-ridden in Congress three times in succession. The Democratic majority in the legislature is drafting trade legislation which would bind the President to aggressive trade retaliation. He must show himself tough simply to preserve some freedom of action.

Bad trouble

Mr Nakasone is almost as badly placed. No prime minister is fully secure under the inscrutable Japanese faction system, and Mr Nakasone, who could previously wield his strong popular support to back his policies, has run into bad trouble over his proposed tax reforms.

As Mrs Thatcher has now discovered, he is not necessarily able to deliver what he promises, where domestic vested interests are threatened. Indeed, there were clear signs yesterday that US and British pressure may well provoke a nasty backlash in Tokyo. Ministers there are now talking in terms of counter-retaliation rather than compromise.

Strongest position

Mrs Thatcher is running for re-election too; but after her remarkable Moscow visit, she appears to be in a far stronger position domestically than the President or Mr Nakasone. Although she seems to have taken the rebuff to Cable and Wireless in the Japanese telecommunications market as a personal affront, she is much the best placed of the near-combatants to impose a bit of commonsense on the situation.

It is very much to be hoped that she will. Britain is far more dependent on international trade than her bigger trade partners, and is at present in the strongest position to take advantage of open markets that sh has enjoyed for many years. Japan is hardly the only country which protects its domestic telecommunications market, and Britain is certainly the last country which ought to protect its financial market.

Even on purely vote-gathering grounds, it is hardly in the Conservative interest to scare the stock market into a further heavy fall (though the fall this week no doubt owes something to profit-taking for the new tax year as well as trade fears). Fortunately the one minister who clearly understands all these points is the Chancellor, who has been saying all the right things in recent speeches. Now he should go to Washington and do the right things.

IBM'S NEW PERSONAL COMPUTER

The Empire strikes back

By Alan Cane in London and Louise Kehoe in San Francisco

THE NASCENT personal computer industry learned its lesson the hard way six years ago when IBM entered the business with a machine—the now ubiquitous IBM/PC—which was technically mundane and unaggressively priced.

Apple, Tandy, Commodore and the rest heave sighs of relief, belittled "Big Blue's" boring new box—then watched aghast while IBM relieved them of much of their market share. Suddenly, it was almost a one-horse race.

IBM's competitor's were giving no such hostages to fortune two days ago when, with a resounding fanfare, the world's largest computer manufacturer announced a new range of personal computers massively more powerful and sophisticated than its current models.

Major companies like AT&T are still digesting the vast array of technological detail in Thursday's announcement. But immediate reactions reflect relief that IBM's secret is out at last, together with a certain nervous bravado. Mr Rod Canion, president of Compaq, a major US personal computer manufacturer declares: "We do not anticipate any major impact on our business."

A spokesman for Olivetti, the leading European personal computer maker, argues that IBM has simply brought its machines up to the performance level of its principal competitors.

The underlying sense, however, is that the personal computer world has changed irrevocably, even if it will take some time for the full impact of the change to be felt.

"This is Big Blue asserting its leadership more than ever before," says Mr David Hull, president of the US software house Microrim.

"It is a very major announcement," according to Mr Richard Matlack, president of Infocorp, a leading US market research organisation, who adds: "IBM will do very well in the corporate environment with these computers."

And that is what counts with IBM. It had two principal objectives in launching the four types of personal computer which constitute its Personal System/2 (PS/2) range.

First, to secure its position as the leading personal computer supplier to corporate customers worldwide.

Second, to strike back at manufacturers of "clones," low cost copies of its PCs which run the same software and which have increasingly cut into its market share both in the US and Europe.

Experts agree that IBM could accomplish these objectives at a stroke with the new machines. It has opened the doors to a new kind of corporate personal computing and it has incorporated advanced technology in its new machines which clone makers will find difficulty, costly and time-consuming to copy.

There is a third but less obvious tactic in IBM's strategy. It seems to be adopting measures which will give it more control of its network of authorised dealers with the object of substantially increasing its revenues.

How will IBM make fast its hold on corporate accounts? What its competitors underestimated when IBM first came into the personal computer business was its ability, by virtue of its size and marketing muscle, to legitimise new approaches to business data processing.

Personal computing was only for hobbyists and enthusiasts before IBM signalled to the big corporations, with the launch of its own PC, that it was a proper course for a responsible company to follow.

Now it is telling those companies that personal computing is going through a sea change and that it is all right to alter course — with, of course, a helping hand from Big Blue.

The essence of the change is from the personal computer as stand-alone business tool to corporate workstation forming part of a company-wide data processing strategy. The new models are very powerful and use a control program or operating system (OS/2) jointly developed by IBM and the US software house Microsoft. This enables the machines to carry out more than one task at a time and to be linked together in networks through IBM's own proprietary networking systems.

"With the new hardware and the operating system OS/2, IBM has made a quantum price/performance leap and is leading the personal computer industry into a third wave of evolution," Mr Leon Williams, president and chief executive officer of Micropro, said yesterday. Micropro markets Wordstar, the best-known word processing software program.

IBM did not originate the idea of the corporate workstation—several of its competitors have been marketing similar concepts — but it is likely that with IBM's endorsement, the notion will take off in a big way.

IBM has quietly been pushing ahead with other developments to make this new concept of corporate computing possible.

Last year it launched a departmental-sized computer, the 9370, that is compatible in design with its top-end mainframe computers. Last month it announced it would be introducing software systems — Systems Application Architecture or SAA — to enable its personal computers to communicate with its medium-sized machines and with its mainframes, the first time IBM could boast such inter-machine compatibility.

Digital Equipment (DEC) the US minicomputer manufacturer, has had this facility for some time and has won market share from IBM because of it. With the PS/2 computer and SAA, IBM has simultaneously struck back at DEC and any other manufacturer claiming a completely compatible machine range, while making it yet more difficult for competitors to dislodge it from the corporate desk top.

Market share for PCs costing up to $10,000

World	1986	1985
IBM	22.5	28.5
Apple	5.5	6.9
NEC	5.0	4.4
Commodore	2.6	4.3
Compaq	3.7	3.0
Tandy	3.0	2.5
Others (clones etc)	57.7	50.4

Source: Dataquest

US	1986	1985
IBM	30.3	40.5
Apple	8.0	10.3
Compaq	6.3	5.2
Tandy	4.7	4.0
Commodore	1.8	3.8
AT	4.7	3.7
Others (clones etc)	44.2	32.5

Source: Dataquest

Europe	1986	1985
IBM	26.7	33.2
Olivetti	12.2	10.8
Apple	6.7	9.5
Commodore	4.4	4.6
Victor	2.9	—
Bull	2.5	2.5
Tandon	2.3	—
Zenith	2.3	—
Amstrad	2.3	—
Others (clones etc)	37.7	39.4

Source: Intelligent Electronics

Another highly significant point: stand-alone computers were often bought out of petty cash by individual executives, a phenomenon which weakened the position o fthe data processing manager in the companies concerned and led to a kind of computing anarchy where IBM had little natural influence. With the evolution of corporate computing, by its nature highly technical and complicated, the data processing manager will be firmly back in control and IBM will be back in the driving seat.

"Clone" manufacturers have been a thorn in IBM's flesh for the past two years, pushing its share of the market down by over 10 per centage points in the US alone.

IBM has incorporated advanced technology in its new machines which they are likely to find hard to copy quickly.

First and most important, it has altered the basic architecture or design of the personal computer in such a way that it behaves more like a mainframe than a microcomputer. A system for moving information around inside the machine at very high speeds, which IBM calls the "Micro-channel," has been incorporated.

"Channel" is the clue. Mainfarmes have high-speed channels. Minicomputers and micros conventionally have a much slower "bus," a data highway on which all the information moving within the machine has to travel.

IBM's use of channels on the new machines is a radical break with microcomputer design philosophy and it is unlikely that a clone maker could copy the design in under 18 months. On the other hand, it is possible that IBM will license the design to other manufacturers; by doing so it would establish a new standard in microcomputing and keep control of that standard in its own hands.

IBM's second technological advance is in the amount of versatility built into the machines. The original PC was a very basic animal. It could be made to carry out an extended repertoire of tricks by bolting on extra circuitry, much of which was designed and supplied by third-party vendors.

IBM has now buried many of these extra functions in special, custom-designed chips which, again, will be hard for a clone maker to copy. It will also do the add-on manufacturers out of a great deal of business. Mr Matlack of Infocorp says: "Everybody saw this as a threat to the clones, but maybe we were looking in the wrong direction. It is the add-on curcuit-board makers and the peripheral manufacturers who will be immediately impacted."

Microsoft said this week that it would be offering the new IBM operating system as a proprietary product to be called MS OS/2.

The only fly in its clone-bashing ointment is the delay before the new products are available. The largest of the new machines, the Model 80 which processes information 32 bits at a time like a mainframe computer, will not be shipped until the last quarter of this year. The new operating system may not be available until early 1988.

The big question is whether that is time enough for the clones to put together an answer to the new systems. Mr Michael Dell, president of PCS Ltd, a US clone maker, says confidently that it will take six to nine months after general availability of the new machines: "A lot of work has already been done in anticipation of this announcement."

The overall market is now completely segmented. At the bottom end, low cost clones like those marketed by Leading Edge in the US and Amstrad in Europe will continue a bruising battle characterised by intense price competition and low margins. IBM has no interest in this.

In the middle, dealers will have a wide range of machines to choose to sell, while at the top end companies like Compaq, Olivetti and Apricot will join IBM in attempting to market the corporate computing concept to the large corporations.

IBM, however, is moving powerfully to increase its control of the dealer channel. According to Mr Dell: "IBM is making it very difficult for dealers to sell non-IBM peripherals and add-ons with its personal computers."

Typically, half the value of an IBM "personal computer" sale is third party equipment add-on boards, monitor and so forth. "If IBM simply maintains its current market share but forces its dealers to sell only IBM peripheral equipment, then it will increase its revenues by 30-40 per cent," Mr Dell suggests.

Apple Computer already has this arrangement with its dealers and its revenues have risen accordingly. With a special market niche in education and desk top publishing, it alone seems likely to come unscathed through the personal computer battles of the next few years.

Man in the News

Sammy Thompson

Scargill's man, but with a difference

By Charles Leadbeater, Labour Staff

A SHAMBOLIC posture can conceal an immense political figure. Possessed with a vivid sense that the working class both has an historical purpose borne in the past century, and must earn its purchase on the modern world. Mr Mick McGahey retires as vice-president of the National Union of Mineworkers in July.

Last autumn he retired from the TUC's General Council, with tales of Chartist meetings in Birmingham, the Communist Party of his wartime youth, the 1984-85 miners' strike, and a warning to the left. "Don't get trapped in cul-de-sac politics," he pleaded.

It was a clear reference to Mr Arthur Scargill, the NUM president, who dominated the union during Mr McGahey's period in the leadership.

Into the void created by the Scottish Mr McGahey's departure, will step 53-year-old Mr Sammy Thompson, a man widely seen as "Scargill's candidate," in the elections whose results became known this week.

A product of the same rich seam which has bred so many Yorkshire socialists, Mr Thompson comes to the position at a time when the character, relevance and viability of traditional class socialism, and the potency of its vanguard — the miners—is in serious doubt.

Socialism, the Labour Party and the union were in the Yorkshire air of his childhood, he says. But can the union which has played such a central role in the culture of British socialism from the turn of the century regenerate itself as a force in the 1980s and beyond?

Like his father and grandfather before him, he started work aged 15 at Armthorpe colliery. The pit, renamed Markham Main, towers over a long bend in the M1 motorway, as a warning to stray Southerners that they are entering territory which works to a different rhythm.

Mr Thompson recalls with anger the issues surrounding the closure of the long forgotten Yorkshire Cortonwood colliery, which was the immediate cause of the strike. "The strike should never have happened. It was terrible management. But if the same issue came up again we would have no option but to take the same course of action," he says.

But that belief in the necessity and virtue of the miners' action, is qualified by criticisms which would never pass Mr Scargill's lips.

Most crucially he believes the union should have started campaigning for public support much earlier: a tacit admission that the proud, isolated, vanguard cannot succeed alone. However, he also believes it was a fundamental error to return to work without an agreement which settled the position of the 1,000 dismissed miners. The issue was finally laid to rest this week more than three years after the start of the strike.

He is concerned that two years after the end of the strike the union has still not been able to agree a conciliation procedure with British Coal which would allow issues to be processed within a stable framework.

This insistence on the need to negotiate change with British Coal, supported by his record as a local negotiator in Yorkshire, sets him aside from Mr Scargill.

Mr Thompson recognises the leadership's most important task is to maintain unity in a union which is in danger of fragmenting.

Rapprochement with the breakaway Union of Democratic Mineworkers will be impossible as long as its current leaders remain in place. "Whether we picketed or argued with them they were determined to break the union," he says. He rejects Mr McGahey's suggestion that the NUM needs to be more active in persuading members of the UDM to rejoin. He expects members of the UDM will come round to see that only British Coal will benefit from playing off two unions, and drift back to the NUM.

More pressing will be the need to rebuild unity within what remains of the NUM. While Mr Scargill has claimed Mr Thompson's election as an endorsement of his leadership, the same ballot further shifted the politics of the union away from the increasingly isolated President.

The executive, which since the strike has consistently rebuffed Mr Scargill, shifted to the right; the South Wales area is acting almost autonomously in negotiations over the planned Margam drift mine; the President is losing left support even in Yorkshire.

In the midst of this, British Coal is resolutely pursuing a strategy which by radically changnig working practices is taking more bargaining out of the hands of national union officials.

On these issues Mr Thompson takes equivocal positions which have the feel of bridge-building efforts.

Mr Thompson recognises the pressures on the South Wales NUM, but he defends the national leadership's commitment to the five-day week, which the Margam deal will breach. But unlike Mr Scargill, he does not accuse the Welsh of collaborating with class enemies, but insists South Wales should abide by national policy

He will not, he insists, be "Arthur's man." "We disagreed, as young delegates on the Yorkshire Council, we have disagreed on the national executive committee, and we will disagree in the future. But I am not going to display public disunity," he says.

Mr Scargill apparently believes in a metaphysical vision for the miners; a political and industrial march forged in the class struggle, its coveted outcome "class victory" as a matter of principle, no matter what the practicalities.

Mr Thompson is a different kind of Yorkshireman, perhaps a different kind of socialist. He agrees that the issues confronting miners have not changed since he first descended the shaft at Armthorpe in 1948. But miners have changed, he says. "They are younger, they have modern aspirations, and ways of life, they might not be prepared to put everything on the line."

The central question for the union is whether those who disagree with Mr Scargill, however subtly, will have the strength to mould an alternative strategy to guide the union. It will need to be a strategy strong enough to withstand the politics of immutable socialism, the immutable union, the immutable miner and the doubly immutable Arthur Scargill.



Here's where to find them.

Around the world, 210 hotels provide the service, decor, cuisine and attention to detail which qualify them as 'Leading Hotels of the World.' Send for our worldwide directory. For reservations telephone: 0800 181 123 toll free in Great Britain and Northern Ireland. Outside Great Britain, London (01) 583 4211. Or see your travel consultant.

Name_____ Address_____
City_____ Postcode_____ Country_____
Write to: The Leading Hotels of the World, 15 New Bridge Street, London EC4V 6AU, England

The Leading Hotels of the World®

Springtime jitters for Mr Husak

Leslie Colitt tests the winds of change in Prague and finds the leadership in a quandary

"THROUGHOUT our history we have often been ahead of our time," the elderly Czechoslovak official muttered gloomily. "And look where it got us."

A column of Soviet tanks was parked round the corner from the flat where we spoke. It was just after the fateful occupation of Prague by Soviet troops on August 21 1968.

The official was referring to Jan Hus, the religious reformer who attacked Church abuses a century before Martin Luther and was burned at the stake for it. But the official also meant Alexander Dubcek, the reformist leader who was spirited off to Moscow after the invasion, given a dressing down and several months later dropped from power into obscurity.

If that dejected Czechoslovak official were alive today he would, no doubt, relish the supreme irony of the political drama unfolding in Prague. Less than 20 years after Moscow quashed Mr Dubcek's "socialism with a human face" the roles have been reversed.

This time, a crusading Soviet reformer, Mr Mikhail Gorbachev, has placed in a quandary the very Czechoslovak leadership which Moscow put in to replace Mr Dubcek. Mr Gustav Husak, the orthodox 74-year-old Czechoslovak party leader and President is not alone in his predicament. The conservative East German party under Mr Erich Honecker and, ultimately, the ultra-conservative Romanian leader, Mr Nicolae Ceausescu, face the same dilemma.

Mr Gorbachev will be acutely aware of this when he arrives in Prague on Monday for an official "friendship visit." His first visit was in 1969 when as a member of a Soviet party delegation he witnessed the aftermath of the occupation of the country ordered by Mr Leonid Brezhnev, the late Soviet leader he has so harshly condemned.

The Czechoslovak leadership is walking a tightrope, paying tribute to Mr Gorbachev's reforms, but making it clear that Czechoslovakia is not the Soviet Union. Prague says what is needed is economic restructuring (pestavba) "or, if you like, reform of the economic mechanism," as Mr Husak told his central committee last month. It was one of the rare occasions when the emotive word reform was uttered in public.

Mr Husak was much less certain about political and social reforms. "Thought," he said, was being given to the "possibility" of electing leading economic managers and to "possible proposals" for improving the "preparation" of elections to representative bodies.

The Prague leadership sees an immense risk in wider-ranging reforms being interpreted by ordinary Czechoslovaks as a signal for political and social liberalisation. Czechoslovaks are intrigued by the Soviet reforms and are tuning in to Soviet TV, which can be received throughout their country to learn about them.

Mr Husak stressed that no one was "forcing" reform in Czechoslovakia, and in this he was probably right. The astute Mr Gorbachev, one East European official reflected recently, could not wish to endanger his position by actively fostering major reforms in either Czechoslovakia or East Germany. Both are "front line" Warsaw Pact states whose stability is essential to Moscow.

As if to remind Mr Gorbachev of the dangers inherent in introducing genuine reform to Czechoslovakia, the Prague leadership earlier this year brought out its top ideological watchdog, Mr Vasil Bilak. He warned that "some people" in Czechoslovakia who were ecstatic over Moscow's "new policy" were in reality hiding their "anti-socialist" activities.

Ostensibly, Mr Bilak was referring to the more than 1,000 signatories to the Charter 77 civil rights manifesto issued in Prague 10 years ago. Charter 77 has come out strongly in favour of the Gorbachev reforms, as has every other dissident movement in Eastern Europe. However, it has also called on Mr Husak personally to urge the Soviet leader to withdraw his troops and missiles from Czechoslovakia.



Moscow's crusader meets the orthodox Czechoslovak leader

But Charter 77 does not have a wide following among Czechoslovaks.

Mr Bilak's real target was Mr Lubomir Strougal, the Czechoslovak Prime Minister, who is a frustrated advocate of limited economic reform.

Nonetheless, even President Husak admits the need for a "radical" change in the management of the faltering economy, as he told last year's party congress. In January a massive document was issued containing 37 "principles of economic restructuring."

Starting next year some 120 industrial companies are to be freed from some of the most stifling aspects of central planning. They are to be given only a few key macro-economic planning targets to meet. They are to be allowed greater leeway to plan output and distribution, as well as to obtain supplies, and will operate on the basis of "full financial accountability" without state subsidies. Profit is to become the primary criterion. They will decide independently on investments, wages and size of labour force.

But although the document is laced with the buzz words of reform such as "enterprise autonomy" and "wage differentiation," it is highly contradictory. The introduction notes that the country's economic planning and management system is to be "constantly improved." In the jargon of East European parties this usually means more tinkering with what is a tried and proven quantity. A senior party official, Mr Josef Haman, says restructuring of the economic mechanism has "nothing to do" with a shift towards the concept of market forces.

The Prague leadership has explained that restructuring will not become fully operative until the next five-year plan starting in 1991, although three companies — producing glass, musical instruments, and costume jewellery — will be affected this year.

But as Czechoslovak industry becomes less and less competitive, the need for wider-ranging reform becomes ever more acute. Scarcely a day passes without a senior official bemoaning the wretched state of Czechoslovak manufacturing, once the pride of central Europe.

Since Communist Party rule began in 1948, Czechoslovakia has coasted along on past industrial achievements while expanding costly white elephants in the iron, steel and heavy engineering sectors. The Czechoslovak economic miracle after 1948—it is said only half jokingly—managed to give its citizens one of Eastern Europe's highest standards of living, without being able to afford it.

However, Mr Valtr Komarek, who heads the remarkably independent Czechoslovak Institute of Economic Forecasting in Prague, has noted that comparisons with Eastern Europe are misleading: Czechoslovakia has traditionally belonged to the advanced countries, and its economic results should be compared with them, not with those of the Soviet Union or Romania.

He has argued for genuinely market-oriented reforms and for "inter-connected measures," not a few isolated ones. The main task, he has stressed, is that of "democratisation and social motivation"—a phrase often used by Mr Gorbachev.

Mr Zdenek Mlynar, a former Czechoslovak party official has given a fascinating account of the Soviet leader, who was a fellow law student at Moscow University in the 1950s.

Writing in the Italian communist newspaper L'Unita, Mr Mlynar who now lives in the West, described the young Gorbachev as a reformer in spirit who regarded politics as a means, and the "needs of the people as the end."

Mr Gorbachev, he wrote, said then that he was in favour of Czechoslovakia and Moscow's other allies "having the possibility to follow their own specific paths of development."

Whether the Soviet leader remains convinced of this, or whether the "Prague spring" of 1968 and the realities of Soviet hegemony in Eastern Europe have changed his mind, is a question only time will answer.

The Battersea challenge to Mickey Mouse

David Churchill, Leisure Industries Correspondent, on theme parks

THE BATTLE lines are being drawn between the might of Mickey Mouse and the unlikely opponent of London's Battersea power station for supremacy in Europe's booming theme park industry in the early 1990s.

Last week the French Government and the Walt Disney organisation finally agreed plans for the first European Disneyland to be built east of Paris.

This week London hit back with the unveiling of an ambitious £135m project to convert the derelict Battersea power station into a major entertainments and leisure complex to rival Disney.

Both projects will be dependent on attracting the international tourist for at least half of their visitors.

More importantly, both will face stiff competition from a clutch of new theme parks designed to capitalise on the fast-growing European demand for leisure activities.

"The 1980s are proving a boom period for theme parks in Europe," says Mr John Brown and Ms Ann Church, authors of a recent major report on the leisure industry published by the Economist Intelligence Unit.

"New investment in existing parks and plans for new parks are being announced on a regular basis and indicate the high level of interest in theme parks currently being generated in Europe," they add.

This boom has been fostered by increased car ownership in North European countries such as the UK, France and West Germany, and rising disposable incomes coupled with more leisure time.

A "day out," moreover, is one of the most popular forms of leisure activity. Surveys show that nine out of ten adults had at least one day out in the past year—many took considerably more. An estimated 216m days out of all kinds are taken in the UK each year.

Alton Towers, Staffordshire, Britain's biggest theme park, had some 2.5m day-trip visitors last year, suggesting that considerable potential exists for the parks.

Just what is a theme park? "It's not just a question of putting a few amusements together in a nice setting," says Mr John Broome, chairman of Alton Towers and the man behind the Battersea project.

"The parks that don't do well are those which do not understand what the public wants and are not prepared to invest in providing this," he adds.

The term theme park originated in the US in 1955 with the opening of Disneyland in California. Since then, it has come to mean a large leisure park, incorporating rides or amusements grouped in areas (or themes), which may have Wild West forts or medieval villages, Elizabethan-style shops, fantasy rides, and costumed characters.

The most popular attractions are what are euphemistically known as "white-knuckle" rides — those spiralling roller-coasters which defy gravity and involve terrifying drops, curves, or loops.

Most of the main theme parks in the UK charge between £3 and £8 as an entry fee, with all rides and attractions free. Average expenditure per visit, including food, is between £38 and £45 for a family of four.



The UK has two major theme parks, with annual admissions of over 1m.

Throughout the rest of Europe there are 19 major theme parks; West Germany leads the way with six. One of the largest and most impressive is the De Efteling park at Kaatsheuval in the Netherlands.

Much of the optimism among European theme park operators is generated by the proposed French Disneyland, opening in 1992, and set on some 4,400 acres of farmland. Disney's only other venture overseas, the Tokyo Disneyland which opened four years ago, is capitivating almost as many visitors as the Californian original.

The French Disneyland has spurred at least six other theme park developments in France, such as one based on the cartoon character Asterix which is due to open near Paris in the spring of 1989.

The UK's biggest development on the cards is the £400m Wonderworld theme park built on a former British Steel opencast mine at Corby in Northamptonshire and due to open in 1989.

But it is the Battersea park, due to open in 1990, that looks likely to capture most attention because of its prime location on the bank of the Thames. The original facade of the building is being preserved (it is a grade two listed building) but inside a variety of different themes will be pursued, including what is claimed to be the ultimate "white-knuckle" experience — a "Magic Room" which rolls through 360 degrees.

But theme parks are not a guaranteed success. Brittania Park, built on a restored opencast site in Derbyshire, opened its gates to the public in summer 1985. Three months later it was forced to call in the receiver, a victim of poor weather, the wrong concepts, and unfinished construction work at the time of opening.

In the US, moreover, there are some 2,000 theme parks of all sizes, with about 30 having annual admissions of over 1m. No new parks—except Disney's Epcot Centre—have opened in the last decade and attendances at the non-Disney parks have remained static.

Most leisure analysts believe that European theme parks are still in their growth phase and point to developments such as the Channel Tunnel which will help boost their popularity

In the meantime, Mr Denis Thatcher will be getting his first taste of a theme park later this month when he opens the new "Thunder River" shooting-the-rapids water-ride at Thorpe Park, Surrey, in time for the Easter holidays.

Letters to the Editor

Changes in the tax system

From Mr C. Beattie.

Sir,—Your correspondent Mrs Singleton is right in favouring fiscally neutral taxation of individuals regardless of status. Nearly every politician who wants to support some objective, such as marriage or child care, expansion of business or research and development, or reduction of unemployment, rushes into proposals to alter the tax system to that end.

I submit that it is wrong to use the tax system for such purposes, partly because our tax laws thereby become increasingly complex and partly because such use has no effect whatever on those whose resources are not large enough to bring them into the tax net; for example, income tax relief in respect of one's children is to help to the poorest parents whose income is insufficient to attract tax.

I suggest that the tax system should be used only for collecting taxes, and that government assistance should not be disguised by taking the form of tax reliefs, but should be given by open subsidy.

C. N. Beattie.
4 Old Buildings,
Lincoln's Inn, W.C.2.

Short-service pension benefits

From Mr R. Neate.

Sir, — Correspondents have already suggested that the Chancellor's proposals to restrict the rate of build up of pension benefits for short service employees may replace the brake on job mobility that the 1985 legislation sought to remove. On the face of it those who move jobs after March 17 will be affected by the proposals but the Revenue's press release suggests it may not be as straightforward as that. The structure of the employer's pension arrangements are of relevance as well.

For instance, if he has established separate schemes for separate grades of employees, a move from one grade to another is likely to trigger the new restrictions. On the other hand, if there is one scheme for all, a change of grade will not have this effect.

One hopes careful consideration is given by the Revenue to this point. It would seem wholly unreasonable for legislation to treat one-third of existing members of occupational schemes differently from the majority. Limitations on pension build up should remain to be measured by reference to leigth of employment as was the case until Budget Day.

R. W. Neate,
14 Roe Lane,
Southport, Merseyside.

The future of the European Community

From Dr R. Hudson

Sir,—Hazel Duffy's article "European regional policy—dilemmas of the great divide" (March 24), raises some important questions about the future of the European Community. Not least, it points to the paradox between increasing the size of the EEC, seen as desirable for many reasons, and at the same time increasing the magnitude of regional differences within it. For example, whereas the ratio of per capita gross regional product between the "richest" and "poorest" regions in the EEC of Nine was 1:6; it rose to 1:10 with Greece's entry to the Community and 1:12 with that of Portugal. Should Turkey eventually join, the gap would widen yet further.

Differences of this magnitude represent a qualitative rather than just a quantitative gap in levels of development. This issue of regional differentiation has been extensively covered in The Atlas of EEC Affairs, published by Methuen and prepared by David Rhind, Helen Mounsey and myself.

Such differences pose a radical challenge to those concerned to reduce regional differences within the enlarged EEC. In this context, there is perhaps a danger in Hazel Duffy's article of over-emphasising the role of formal regional policies at both EEC and national levels. Such policies represent only a small proportion of overall public expenditure. The point that needs to be emphasised is that all public expenditure has (albeit unintended) spatially differentiating effects which typically exacerbate, if not cause, regional differences.

If the political problems posed by regional differences in economic and social conditions are to be tackled seriously, then their regional consequences must become a central concern in the formulation and implementation of all public expenditure policies at both European Community and national governmental levels.

Dr R. Hudson.
University of Durham,
South Road, Durham.

Job creation and spending

From Mr T. Haran.

Sir, — The notion that jobs can be created by spending can be wrong. It is disappointing, therefore, to find Anthony Harris supporting it in "The long view" (March 23).

The position can best be illustrated by looking at investment. At present, the money supply is fully utilised and, in consequence, interest rates are high. Funds for investment (or spending) are obtained only by diverting them from their existing use. New investment then replaces old, but jobs created are offset by those lost — a current example being more in services and less in manufacturing.

The formation of new companies and the liquidation of old ones are both at or near record levels. Unemployment remains stubbornly high. Thus, investment on a large scale is already taking place and those are the results. More spending will not change them.

When the late Lord Keynes advocated public expenditure to reduce unemployment, people were expected to save for the items they wanted to buy. The money supply was underused and there were idle funds which could readily be borrowed without disturbing the low interest rates. It was the correct remedy then; it is not a remedy now.

In these circumstances, it would be tragic for the unemployed if more money were spent on a further fruitless effort, however well intentioned, to come to their aid.

The root causes of unemployment have not been properly investigated or correctly diagnosed. Consequently, far from being proposed or implemented, the actions necessary to cure unemployment quickly are not even being discussed.

T. B. Haran.
Grianan,
23, Orchard Road,
Bromley, Kent.

Developers and local authorities

From Councillor Mrs A. McVitty

Sir,—The correspondence and articles that have recently appeared in your columns on the subject of the City of London Corporation/Co-operative Insurance Society's third Mayfair application to Westminster City Council, is welcome, in that at last the seriousness of the effects upon the existing environment have been brought to public attention.

Behind all the arguments about "merit," there lie the principles governing the relationship between central and local government. The autonomy of local authorities' seems to be being undermined, to the extent that "centralised planning" is becoming the order of the day.

There are increasing instances of unwelcome precedents being created when DoE inspectors overturn local authority decisions, and "allow appeals," making it difficult to resist similar applications.

When an appeal to the DoE is "dismissed" (as happened in this case in 1985) the inspector normally gives "reasons" — which can then be used as a "planning brief" for re-application. This causes additional difficulty for the council, then faced with "the extent to which it must be bound by inspector's comments on a previous occasion," instead of being able to use a "dismissal" as grounds to resist further proposals.

In this case the possibility of costs being awarded against the council is influencing matters, and even though the Secretary of State assured me that Circular 2/87 on "costs" is intended to curb the enthusiasm of applicants who have already lost on appeal, my long experience in local government suggests that that is not the way most authorities re-act to "reasonableness"; the danger remains that many planning applications will be determined for reasons that have little to do with "planning considerations" and much to do with "fear of costs."

On being told of this "spectre" hanging over Mayfair, the Secretary of State said "that if Westminster wished to refuse this application — that is what it should do." I can only hope that this statement is born in mind whatever eventually happens.

As it is, the uncertainties surrounding this case, led more than twenty objectors to write to the Secretary of State asking him to "call in" these applications on the grounds that this renewed threat is indeed a matter where "substantial issues of more than local importance are involved." But without the request coming also from WCC (as it has been pressed to do since last October), is the Secretary of State's refusal inevitable?

Increasingly developers submit duplicate applications with the intention of submitting appeals for "non-determination" within the statutory 8 weeks on one set, leaving the authority with further uncertainty as to the status of the other set.

This device was used by the agents on February 3, but instead of the council "deferring consideration of the application until the outcome of the appeal is known": which would seem "poetic justice"? it appears that the council still has to determine the second set.

Again the Secretary of State was asked to look into this matter and consider ending this most undesirable practice, and we await his promised reply with interest.

(Councillor) Mrs A. C. Haig McVitty
Westridge Cottage,
Goldsmiths Avenue,
Crowborough, Sussex.

A cautionary tale

From Mr N. Cunningham

Sir,—What follows may be a cautionary tale.

For several months, among the heaps of junk mail arriving daily, some letters bore Spanish stamps. Pausing only to remove the stamps, these were consigned to the bucket along with the rest of the mail.

On Saturday morning I received a 'phone call. The man at the other end referred to the letters I had received. His company, he said, was in an excellent position to offer OTC trading facilities on the US markets and he would offer me the name of a company there and then which was poised to reach the top.

I reminded him of a similar — now defunct — Amsterdam operation dealing in non-existent US stocks. He knew of that, and of course disapproved.

I remarked on the Greenwood debacle, reported that very morning in the FT. He didn't know of this, but sounded concerned.

I explained that I insisted on "keeping my finger on the pulse" of any stocks I bought and how this would not be possible with US OTC stocks through his company.

He observed that I was cautious and knew what I was doing. Then he quickly excused himself and rang off.

He won't ring me again, but if I had been more gullible. . .?

Norman D. Cunningham.
8 Mill Hey Avenue,
Poulton-le-Fylde, Lancs.

ADVERTISEMENT

BUILDING SOCIETY INVESTMENT TERMS

	Product	Applied rate net	Net CAR	Interest paid	Minimum balance	Access and other detail
Abbey National (01-486 5555)	Sterling Asset	9.25	9.25	Yearly	Tiered	Inst. ov. £10K 9.00/8.42+bonus
	Five Star	8.75	8.75	Yearly	Tiered	Instant 8.50/8.00/7.75
	Cheque-Save	8.75	8.94	½-yearly	Tiered	Chq. bk. 8.09/7.85/5.25
	Share Account	6.00	6.09	½-yearly	£1	Instant access
Aid to Thrift (01-638 0311)	Ordinary Sh. Acc.	9.00	9.20	½-yearly	£1	Easy withdrawal, no penalty
Alliance and Leicester*	Prime Plus	9.30	9.30	Yearly	£10,000	3 m. nt. 9.20 £2½K+, 9 £500+
	Gold Plus	8.80	8.80	Yearly	£10,000	8.60 £2½K+, 7.75 £500+
	BankSave Plus	8.25	8.25	Yearly	£10,000	7.75 £2½K+, 6.75 £1+ cur. a/c
	ReadyMoney Plus	6.00	6.09	½-yearly	£1	ATM access (min. bal. £100)
Anglia*	Instant Gold	8.00	8.00	Yearly	£250	Nil
	Instant Gold	8.50	8.50	Yearly	£5,000	Nil
	Instant Gold	8.75	8.75	Yearly	£10,000	9.00 £20,000+
Barnsley (0226 299601)	Summit 2nd max.	9.35	9.35	M./Yearly	£1,000	90 days' not./pen. bal. —£10K
Birmingham Midshires (0902 710710)	Premier Access	8.75	8.75	Yearly	£10,000	Instant, £5,000 8.50, £500 8.25
	Premier Guar'tee	9.25	9.46	½-yearly	£2,500	3.25 gtd. 2 yr., 60 d. not./pen.
Bradford and Bingley (0274 561545)	Maximiser Bonus	8.50	8.50	Yearly	£1,000	Inst. acc. Bonus for no withdrwls.
	Maximiser Inc.	9.00	9.00	Yearly	£5,000	3 months. Int. must be paid
	Maximiser Grwth.	9.25	9.25	Yearly	£5,000	3 months' notice
Bristol and West (0272 294271)	BlueCard	6.00	6.09	½-yearly	£1	Inst. Acc. £1K+ 7.85
	Triple Bonus	8.80	8.80	Yearly	£10,000	7 d., £1K+ 8.30, £5K+ 8.55
	Tr. Bonus Income	8.55	8.89	Monthly	£10,000	7 d., £1,000+ 8.05, £5K+ 8.30
	Special 3-Month	9.25	9.25	Yearly	£5,000	3 months/loss of interest
	No. 1 Income	9.00	9.38	Monthly	£5,000	3 months
	O'seas Inv. Bd.	—	—	Yearly	£1,000	12.37gr. 3m.nt./pn. non-UK res.
Britannia (0538 385131)	Trid. Sup. Gold +	9.05	9.05	Yearly	£25,000	Imm. access, mthly. inc. avail.
Cardiff (0222 27328)	90-Day Account	9.05	9.25	½-yearly	£1,000	Inst. acc. if min. bal. £10K+
Catholic (01-222 6736/7)	Jubilee Bond II	9.25	9.25	M./Yearly	£2,000	90-d. pen./not. m. int. tfr. 9.5
Century (Edinburgh) (031 556 1711)	Fxd. Rate 2/3 Yrs.	9.00	9.00	Yearly	£1	No withdrawals
Chelsea	Lion Shs. (S. Iss.)	9.35	9.35	Yearly	£500	Imm. wdl. int. pen. or 3 mths.
Cheltenham and Gloucester (02242 36161)	Chelt. Gold	9.05	9.05	Yearly/M.	Tiered	No notice/pen. 9.05/8.80/8.55
	Chelt. Premier	8.90	9.27	Monthly	£10,000	Instant access after 6 months
Cheltenham (0992 26261)	Spec. 4-Term Sh.	9.50	9.50	M./Yearly	£20,000	90 days' notice/penalty
City of London, The (01-920 9100)	Capital City Gold	9.00	9.00	Yearly	£2,500	Instant access—no penalty
Coventry (0203 52277)	Moneymaker	9.05	9.05	Yearly	£10,000	Inst. acc. no pen. mthly. int.
	Moneymaker	8.80	8.80	Yearly	£5,000	£10,000 8.70, £5,000 8.46
	3-Year Bond	9.43	9.43	Yearly	£1,000	Close 90 days' not. & penalty
	90-Day Option	9.05	9.05	Yearly	£500	90 days' notice or penalty
Frame Selwood (0373 64367)	Gold Minor Acc.	9.50	9.73	½-yearly	£1	On demand: 0-18-year-olds
Gateway (0903 68555)	Star 60	9.00	9.00	Yearly	£500	60 days' notice or penalty
	Gold Star	8.75	8.75	Yearly	£10,000	Instant £5K+ 8.50, £1K+ 8.25
Greenwich (01-858 8212)	60-Day Accounts	9.25	9.25	Monthly	£10,000	(£500 = 8.75, £25K = 9.00)
Guardian (01-242 0811)	Premier Shares	8.95	9.25	Quarterly	£3,000	No not./pen. to bal. £3,000+
Halifax*	Cardcash	6.00	6.09	½-yearly	£1	Instant 7.85 (£2,000+)
	90-Day Xtra	8.75	8.94	M./½-yrly.	£500	90 days, but instant where
	90-Day Xtra	9.00	9.20	M./½-yrly.	£25,000	£5,000 remains
Hemel Hempstead (0442 217355)	Monthly Income	8.50	8.50	Monthly	£2,000	3-year term. 90 days' notice
Hendon*	6-Month Shares	9.52	9.75	½-yearly	£1,000	£10,000+ no penalty
Lambeth (01-928 1331)	Magnum Account	9.00	9.20	½-yearly	£500	(9.25 £10K+) 6 w. + loss int.
Lancastrian (061 643 1021)	Masterplan	9.40	9.40	Yearly	£20,000	Instant access no penalty
Leamington Spa (0926 27920)	Fully Paid	6.10	6.19	½-yearly	£1	Immediate
	High Flyer	9.25	9.25	Yearly	£10,000	Withdrawals on demand
		8.55	8.55	Yearly	£1,000	without penalty
	Super 90	9.50	9.50	Yearly	£10,000	90 days' notice or imm. acc.
		9.00	9.00	Yearly	£1,000	+ 90 days' loss of interest
Leeds and Holbeck (0532 459511)	Capital Interest	9.00	9.00	Monthly	£5,000	90 days' notice or penalty
	Capital Access	9.50	9.50	Yearly	£5,000	Same N/A on bal. £10,000+
Leeds Permanent*	Liquid Gold	8.00	8.00	Yearly	£500	8.50 £5,000+, 8.75 £10,000+
	Premium Reserve	9.25	9.25	Yearly	£5,000	3.25 premium guaranteed 1 yr.
	Pay & Save	6.00	6.09	½-yearly	£1	8.00 £2,000+
London Permanent (01-222 3581)	Premium Rate	8.25	8.42	½-yearly	£500	8.5 £2½K, 8.75 £5K m.i. £5K+
	Premium Race	9.00	9.21	Monthly	£10,000	No notice or penalty
Marsden (0282 692821)	Rainbow	9.50	9.50	Yearly	£25,000	Min. bal. £500+ tiered int.+
	Rainbow	9.30	9.30	Yearly	£10,000	+ instant access no penalty
Mornington (01-485 5575)	Mornington 28	9.25	9.46	½-yearly	£1,000	£10K+ im. —£10K 28d. nt./pn.
National Counties (03727 42211)	Emerald Shares	9.75	9.75	Yearly	£25,000	Immediate if £20K remains
National and Provincial*	90 Days Account	9.25	9.25	Yearly	£500	90 days' notice or penalty under
	Monthly Income	9.00	9.00	Monthly	£1,000	£10,000
	Money Mngmnt.	8.75	8.75	Yearly	£10,000	No notice no penalty
Nationwide (01-242 8822)	Capital Bond	9.25	9.25	Yearly	£1,000	Monthly income option 9.00
	BonusBuilder	9.00	9.00	Yearly	£30,000	8.75 £10K+, 8.50 £5K+, 8.00 £2K+, 7.75 £500+
	Capital Bonus	9.25	9.25	Yearly	£25,000	9.00 £10K+, 8.75 £5K+, 8.50 £500+
Newcastle (091 232 6676)	Nova Plus	8.55	8.55	Yearly	£5,000	8.05 £500 plus. Instant access
	Nova Plus	8.80	8.80	Yearly	£10,000	Monthly income £5,000 plus
Northern Rock (091 285 7191)	Mnysaimmr. Plus	9.00	9.00	Monthly	£20,000	Instant access no penalty
		8.75	8.75	Monthly	£10,000	Instant access no penalty
		8.30	8.30	Monthly	£5,000	8.05 £500+ instant access
	Prem. Grth. Bnd.	9.00	9.38	Monthly	£5,000	No wdls. 1 yr. then no not./pn.
Norwich & Peterb'gh (0733 51491)	Premier Plus	9.50	9.50	Yearly	£5,000	50 d. n./pn. Gtd. dif. 3.50 1 yr.
Nottingham (0602 419393)	Sterling Growth	9.30	9.52	½-yearly	£1,000	3.30 gtd. 1 yr. then 90 d. n./pn.
Peckham (Freephone Peckham)	Super Shares	9.00	9.38	Monthly	£2,000	£2,000 + no notice/penalty
Portman (0202 292444)	Gold Seal Shares	9.35	9.35	Yearly	£2,000	3 months' notice after 12 mths. Instant access option
Portsmouth (0705 671341)	3-Year Share	9.50	9.73	M./½-yrly.	£500	No restrictions over £10,000
Regency (0273 724555)	Plus	9.00	9.00	Yearly	£10,000	No nt./pn. £5K 8.5, £2K 8.25
Scarborough (0723 368155)	Sol. Gld. Cap. Bd.	9.50	9.50	M./Yearly	£10,000	60 days' not. or loss of int.
Skipton (0756 4581)	Sovereign	9.30	9.30	Yearly	£25,000	8.35 on £500+
	Sovereign	9.10	9.10	Yearly	£10,000	Instant access/no penalty
	Sovereign	8.75	8.75	Yearly	£5,000	Monthly income available
Stroud and Swindon*	Century (2-year)	9.50	9.50	Yearly	£20,000	9.30 £2,000+, 90-day int. pen.
Sussex County (0273 471671)	Sussex 90-Day	8.60	8.60	Yearly	£15,000	90 days' notice/penalty
Thrift (01-889 6023)	3 Months Notice	9.50	9.73	½-yearly	£20,000	3 months' notice/penalty
Town and Country (01-353 1476)	2-Yr. Super Term	9.25	9.25	Yearly	£10,000	Guaranteed 3.25 differential
	Moneywise	8.75	8.75	Yearly	£25,000	Chq. bk., Visa/ATM cds. int. var.
	Super 60	9.50	9.50	Yearly	£10,000	Withdrawal available
Wessex (0202 767171)	Ordinary Shares	8.81	9.00	½-yearly	£1	No notice no penalties
Woolwich*	Capital	8.75	8.94	M./½-yrly.	£500	90 d. not./pen., £10K+ imm.
	Prime	9.00	9.00	Yearly	£30,000	Instant access. 8.00 £500+, 8.50 £5K+, 8.75 £10K+
	Gurntd. Prm. Shs.	9.25	9.25	Yearly	£1,000	90 days' notice/penalty
Yorkshire (0274 734822)	Platinum Key	8.75	8.75	Yearly	£500	60 days' notice/penalty
	Platinum Key	9.00	9.00	Yearly	£10,000	Instant over £10,000
	Platinum Key	9.25	9.25	Yearly	£25,000	Instant over £10,000
	Golden Key	9.05	9.05	Yearly	Tiered	No not./pn. 9.05/8.80/8.55/8.05

* For telephone see local directory. CAR = Annual yield after interest compounded

Laird static despite sharp rise from sealing systems

AFTER SIX years of rising profits, Laird Group suffered a setback in 1986 with the pre-tax figure falling slightly to £28.19m, against £28.98m. However, Sir Ian Morrow, chairman, said it had been a year of substantial development, including the acquisition of important new businesses.

There was a sharp improvement in profits from sealing systems, but it was insufficient to make up for lower results in the other three divisions, service industries, specialist engineering and transport systems.

Turnover fell from £374.99m to £363.1m, and after a higher tax charge of £9.95m (£9.36m), because of increased overseas profits, earnings per share came out at 23p (24.9p). Sir Ian said that with the company developing as planned, the board was recommending an increased final dividend of 4.1p (3.6p) for a total of 7p (6p).

Sealing systems saw trading profit improve to £21.43m (£13.78m) on turnover of £141.37m (£100.38m). Sir Ian said the improvement was largely due to a further increase in car body seals made possible by new capacity in the Draftex companies in France and Germany.

The setback in services industries, where profits were down £4.21m (£6.24m) on turnover of £91.33m (£95.18m), was blamed on Almac Plastics, US distribution and fabrication business. Distribution margins were squeezed and production orders fell.

Specialist engineering profits fell from £3.79m to £399,000. Cable Belt suffered a loss as demand fell for the second successive year. However, Sir Ian said that Fullarton Fabrication had moved ahead decisively.

New York Twist Drill continued to suffer difficult trading and the group's investment had been written down to a more realistic level. A debit of £10.16m was taken as an extraordinary, including the write-down of £9.7m.

There was a fall in transport profits of £2.13m to £2.42m, due in particular to shortage of orders from Metro-Cammell.

During the year £26.6m was spent on acquisitions, which contributed turnover of £7.2m and trading profits of £1m.

● comment

There was little reason for the market to feel that this small drop in pre-tax profits was so unexpected as to deserve a 15p drop in Laird's share price to 305p. However, the divisional gains and falls were much sharper than forecasts. It will take 18 months to have both train orders and the car industry related Draftex products firing together. The former has £250m worth of contracts in the bag for 1988; the latter has scored a £3m translation gain this time due to the strong D-mark and even though it may meet more competition in the future or suffer from the adverse impact of currencies, still has a good hold on its market. The problem area remains specialist engineering. Cable Belt literally has no orders and the book value of New York Twist Drill (acquired for £22m in 1980) has been heavily written down—possibly to encourage would-be purchasers that he asking price may not be too demanding. If Laird makes £33m this year then the shares are presently trading on a multiple of 11. Even without a bid this could seem cheap later this year.

Geers Gross hit by supply problems

By Ralph Atkins

GEERS GROSS, the advertising agency, incurred a pre-tax loss of £965,000 in 1986 compared with profits of £813,000 in 1985.

The group said the major cause of the loss was a supply problem suffered by Nintendo, a Japanese electronic games company, which could not meet its orders in the US, and cut its planed advertising expenditure by two-thirds shortly before Christmas.

"We just had to take a beating," said Mr Robert Gross, chairman.

Turnover fel from £129,107 to £109,732. Earnings per share of 3.8p in 1985 became a loss per share of 9.2p.

Shares in Geers Gross fell 13p to 75p.

The group said it was also hit by a general downturn in advertising in the US, but that the UK agency had made a profit of £600,000.

Mr Gross said last year's loss did not relect a loss of accounts. Instead, the underlying strength of the US agency, which accounts for about 66 per cent of turnover, remained intact.

He said the group has new clients, including Quaker Oats, and new business from existing clients. It had also made a number of management changes over the year.

"For the first time we have a very strong management with one point of view and incentive in London and in New York," said Mr Gross.

However, in the UK the group lost the Access account, worth about £6m, and half the Rumbelows account. This, it said, would adversely affect the first half of 1987.

No final dividend is being paid, although there was an interim of 1.5p.

● comment

Geers Gross' results are abysmal. And it is not just a one off. In 1985 pre-tax profits fell b yabout £1m in what the group described as a year of "retrenchment." But it seems that no amount of management reshuffling can overcome the fundamental problems that it has. It is a small agency stretched between London and New York. While other agencies can weather downturns in the advertising industry, Geers Gross staggers from crisis to crisis. This makes it very difficult to loo kahead. However, the group says it expects to be back in profit this year and with a turnover of £110m it should be able to generate at least £1m pre-tax. On a tax charge of 30 per cent at yesterday's close of 75p this gives a prospective p/e of about 16. This is difficult to justify unless a takeover—perhaps a solution to the group's problems—is in the offing.

High Court freezes shares held by Fraser in Lonrho

BY RAYMOND HUGHES, LAW COURTS CORRESPONDENT

AT AN emergency High Court hearing yesterday Lonrho, the multi-national trading company, was granted an order freezing 310,000 of its shares.

The order, which will be effective until next Thursday, prevents any dealings in the shares, 250,000 of which are registered in the name of House of Fraser.

A further 30,000 are in the name of Mr Royston Webb, said to be a barrister employed by House of Fraser as a legal adviser. Three companies—SM Nominees, Square Mile Nominees, and Midland Bank (Cornhill) Nominees — each hold 10,000 shares.

Lonrho alleged that House of Fraser had given untruthful answers to questions about the number of Lonrho shares held by House of Fraser or by nominees on its behalf.

House of Fraser, which was not represented at yesterday's hearing, will be able to chal lenge the order on Thursday.

Mr John Beveridge, QC, for Lonrho, told Mr Justice Vinelott that it had not told House of Fraser of its intention to seek restrictions on the shares. Lonrho believed that, if it had given notice, shares might be sold, which would defeat the purpose of the court order.

The matter was urgent, Mr Beveridge said, because dividends had to be paid on the shares on Monday.

Mr Beveridge alleged that House of Fraser had "armed" a number of people with small holdings of Lonrho shares "for nuisance value" at last month's annual meeting of Lonrho, when some people had asked "rather technical and foolish questions." Lonrho had not been satisfied that they were independent shareholders.

Nor was Lonrho satisfied that answers it had received from House of Fraser had been truthful.

"Indeed, we believe they were untruthful and we don't know how many more nominee shareholdings are being kept from us," Mr Beveridge said.

Hhe said that two individuals who had been at the meeting had subsequently admitted that they had held shares as bare nominees for House of Fraser.

Mr Webb, who claimed to have held his 30,000 shares for eight months, "has not come clean," said counsel.

"We suspect that he is simply indulging in falsehoods."

Lonrho's application was made under s.216 of the 1985 Companies Act, which enables a company which has not been given information it has sought about the ownership of its shares to apply to the court for restrictions to be placed on the shares.

Section 454 of the Act imposes the restrictions, which stop the shares being transferred or voted, and prevents any rights issues or payments in respect of them.

Scrip issue by BP to help State sale

By Lucy Kellaway

BRITISH PETROLEUM yesterday announced a two-for-one scrip issue in a move designed to smooth the way for the Government's planned sale of its remaining 32 per cent stake.

The company said: "At the current share price, we believe that some lightening of the value is advisable before the Government disposes of its holding. The number of shares in issue will be increased by 3.6bn.

The lower price is intended to make the shares more attractive to private investors, whom the Government is trying to attract through its privatisation programme. In most of the recent issues, the shares have been priced at between £1 and £1.50, significantly lower than even the post-scrip price.

The scrip will come into effect after an egm on April 30. The new shares will not be entitled to the final dividend to be paid on May 7.

AGB wins funding for US deal

BY NIKKI TAIT

AGB RESEARCH, Britain's largest market research company, yesterday announced that it had secured the $42m (£26m) funding required for its move into TV audience measurement in the US.

Under the scheme, a joint venture partnership, to be called AGB Television Research, is being set up. AGB itself will contribute $8.75m in equity, giving it a 40 per cent stake in the partnership, ond $1m in loan capital.

A further $13.1m is coming in equity investment from a spread of investors including Schroder UK Venture Fund, Schroder Venture Advisers, Schroder Venture Managers, Drayton Consolidated Trust, English and International Trust, Chemical Equity Associates and a subsidiary of MAI, the financial services and advertising group.

MAI, where Sir Bernard Audley, AGB's chairman, is also a non-executive director, is the largest outside participant.

The remaining $19m is funded by loan capital from the Prudential Insurance Company of America.

AGB will be able to up its stake to 60 per cent prior to the creation of a US market in the joint venture's shares in either 1990, '81 or '92. But if there is any cost overrun, the British company will be required to fund this via an interest-free loan.

In the meantime, AGB receives an annual 500,000 fee for the first two years—increasing thereafter — for know-how and technical services.

The funding arrangements have been underway since last summer and AGB itself has been investing in the project—to the tune of $17m — for the past two years. As result of yesterday's deal, it will actually enjoy a net cash refund of $7.75m.

Yesterday, Mr John Napier, chief executive of AGB, said that the venture, which uses a push-button "people meter" and has the support of CBS, one of the top three US TV networks, was still on schedule for a national panel of 2,000 households by September 1987.

This will increase to 5,000 households by September 1988 when, according to Mr Napier, the joint venture should become profitable.

However, AGB is already facing fierce competition from the established TV researcher, Nielsen, and according to Bronwen Maddox at Kleinwort Grieveson, a "two-year race could be involved."

Breedon profit up to £1.5m

Breedon and Cloud Hill Lime Works, limestone quarrying and road construction group, raised pre-tax profits from £1.34m to £1.49m in the year to January 31 1987, despite a reduced turnover of £4.06m, against £4.64m.

After-tax profits increased to £1.09m (£852,184) and earning per 25p share to 17.8p (14.03p). A final dividend of 8p makes a total of 11.25p (10p) net. A one-for-one scrip issue is also proposed.

The company said further prospects should be enhanced by the construction of the A42, which is due to start during 1987.

An EGM is to be called to change the company's name to Breedon Plc.

Blenheim pays £4m for PKD

By Philip Coggan

BLENHEIM Exhibitions Group, which joined the Unlisted Securities Market last October, has acquired for £4m PKD, which currently holds two events each year—the Harrogate Gift Fair and the British Craft Trade Fair.

The bulk of the consideration will be satisfied by the issue of 1.8m shares, of which 1.3m are being placed on behalf of the vendors.

Slightly less than 338,000 of the shares are being offered to existing shareholders, and of the rest, the company's two founders, Mr Lawrie Lewis and Mr Neville Buch, are buying 325,000 shares and 151,000 shares respectively. After the placing, Mr Lewis and Mr Buch will own slightly more than 60 ner cent of the equity.

The acquisition will further slant the mix of Blenheim's profits towards the second half. Mr Stephen Halstead, chairman and managing director of PKD, is a non-executive director of Blenheim.

PKD is expected to make £450,000 pre-tax in the year to March 31.

Randsworth Trust

Pre-tax profits at Randsworth Trust rose from £26,000 to £49,000 in the six months to November 30 1986 on turnover slightly lower at £451,000 compared with £468,000. No tax was payable this time and stated earnings per share improved from 0.51p to 0.75p.

The company's new management team has considerably expanded the property base by acquisition of development projects.

The directors said these opportunities are being actively progressed, and the resulting benefits will accrue over the next 18 months.

Profits of the plant hire business have improved and the figures reflect this.

The group now has tangible assets in excess of £10m and a current development programme of £20m.

Second-half surge helps lift Johnston to £6.9m

A STRONG surge in the second six months, with excellent contributions from its three divisions, allowed Johnston Group, civil and mechanical engineer, to lift pre-tax profits from £5.55m to £6.94m in 1986—a rise of 25 per cent—on turnover of £74.8m, against £62.09m.

Mr Andrews Ferguson, group managing director, said that the proposed final dividend was to be lifted to 6p (5.25p), making a total of 9p (7.5p) for the year.

Profit by division was as follows: engineering and hydraulics, £1.21m (£1.06m) on turnover of £27.12m (£22.03m); civil engineering supplies, £3.65m (£2.03m) on turnover of £16.44m (£13.68m); and civil engineering and road maintenance, £2.08m (£2.46m) on turnover of £31.25m (£26.38m)

Mr Ferguson said that the quarrying companies benefited from strong demand in the latter part of the year while Johnston Pipes had earned satisfactory profits.

Johnston Brothers (Contractors), the group's road maintenance business, was again a major contributor to group profits, and profit from construction was also good, with worthwhile contributions from the Caribbean companies.

However, a provision had been made for legal fees over a dispute involving a sale in Grand Cayman in 1984.

Property development produced only a limited return but was expected to contribute significantly in the current year. Engineering profits also increased.

Tax accounted for £2.37m (£2.13m) and earnings per 10p share worked through at 40.96p (30.98p).

Norman Hay up 75%

Norman Hay, which is involved in electro-plating and anodising, boosted pre-tax profits by 75 per cent from £381,000 to £667,000 in 1986 on turnover up to £6.4m (£6.13m) despite its continuing policy of investment in new plant and equipment.

The directors said that the proposed final dividend was increased from 2.315p to 2.71p, making a total of 4.1475p (3.7525p) for the year.

Cost of sales amounted to £4.94m (£4.98m) and gross profit amounted to £1.47m (£1.15m). Administration costs took £744,000 (£700,000) and other operating income came to £121,000 (£152,000). Receivable interest was virtually unchanged at £107,000 (£108,000).

Tax charges took £244,000

COMPANY NEWS IN BRIEF

THEME HOLDINGS, London-based restaurant group, which was one of the first entrants on the Third Market, has sold the lease on the site of its Peppermint Park restaurant for £750,000 to Property Holding Investment Trust. After Peppermint's last night of trading tonight, the restaurant will be relocated in central London.

SCOTTISH & Newcastle Breweries has increased its long-established stake in Stakis, Scottish hotels and casino group, from 5.7 per cent to 6.88 per cent, but said that the move was supportive rather than aggressive.

AVANA GROUP: County Bank, which is advising Avana in its defence against a £276m bid from Ranks, Hovis McDougall, has liftel its stake in the company to 1.43 per cent. A little less than 2 per cent is held by directors and a further 2 per cent by the Avana pension fund. RHM took its stake to more than 30 per cent on Thursday.

Cakebread Robey receives approach

Cakebread Robey & Co, the builder and timber merchant, said yesterday that an approach has been made to major shareholders which could lead to an offer for the company.

Shares in Cakebread closed up 5p at 118p after beginning the week at 86p. A further announcement will be made as soon as practical.

In the first half of 1986, Cakebread produced a pre-tax profit of £362,000 on a turnover of £11.2m.

Ann Street raising £5m

Ann Street Brewery, the Jersey-based brewing and wholesaling concern, lifted pre-tax profits from £2.74m to £3.3m in the year to December 28 1986, and announced plans to raise about £4.8m by the issue of 597,405 redeemable convertible second preference shares.

Mr Ian Steven, chairman and managing director, said that in the short-term the funds raised would be used to repay borrowings which backed recent acquisitions and expansion. He said the proceeds would provide the group with greater flexibility to finance further expansion and developments.

Tax charges totalled £531,000 (£434,000), after which earnings per share moved up to 58.49p (49.21p).

The propsed final dividend is 15.55p, making a total of 19.55p (17.19p).

French group buys more L. Joseph

Shares in Leopold Joseph Holdings rose 5p to 523p yesterday on news that Duménil-Leblé, French financial services group, had raised its stake in the group to 510,500 shares or 19.4 per cent.

The increase follows the purchase of Bricomin Investment's holding of 410,500 shares. Mr Jacques Leterte, a director-general of Duménil will be invited to join the board

Consld. Tern talks

Consolidated Tern, construction and property development company, said yesterday that it was involved in discussions which might lead to an injection of capital or a merger

The company's shares were suspended on the Unlisted Securities Market yesterday at 80p, pending the outcome of the discussions, giving the business a capitalisation of some £4m.

It joined the USM at the beginning of 1985 but plunged into the red in the six months to March last year, with pre-tax losses of £1.3m.

METAL CLOSURES: Suter has acquired a further 320,000 shares bringing its stake to 3.52m, or 16.67 per cent.

Japan Assets Trust

Net asset value per share at Japan Assets Trust fell from 83.2p at September 30 1986 to 79.1p at March 31 1987. At March 31, 1986 nav stood at 66.4p.

During the last six-month period, currency had been a negative component of return with sterling strengthening 4.9 per cent against the yen. Given the specialist policy of the company, the market environment has been unfavourable over the period.

However, the relative value offered by small and medium sized companies is compelling at a time when the market overall is preceived as being overvalued.

Guinness Peat

Guinness Peat yesterday announced that following the conversion of some loan stock, Capitalcorp's holding in the merchant bank of 75.68m shares represented 26.2 per cent of its outstanding ordinary shares. Capitalcorp is a subsidiary of New Zealand investment holding company Equiticorp.

Maxiprint

The FT of April 1 incorrectly reported Maxiprint's results as being for the full year. In fact, they were for the half year.

DIVIDENDS ANNOUNCED

Ann Street	15.55	—	—	19.55	17.19
Breedon Cloud Hill	8	May 22	7	11.25	10
Garnar Booth ... acc int	6.65	—	6.65	10	10
Geers Gross	nil	—	1.5	1.5	3
Norman Hay	2.71	—	2.32	4.15	3.75
Johnston Group	6	July 3	5.25	9	7.5
Laird Grp	4.1	—	3.6	7	6
Triplevest	6.41	April 30	5.38	12.98	11.07

Dividends shown pence per share net except where otherwise stated. * Equivalent after allowing for scrip issue. † On capital increased by rights and/or acquisition issues. ‡ USM stock. § Unquoted stock.

LONDON RECENT ISSUES

EQUITIES

Issue Price	Amount Paid up	Latest Renunc. Date	1986/87 High	1986/87 Low	Stock	Closing Price	+ or −	Net. Div.	Times Cov'd	Gross Yield	P.E. Ratio
$150	F.P.	15/4	180	160	Admiral Comp'ting 5p	177	.....	e2.13	3.6	1.7	21
$180	F.P.	—	201	190	Airtours 10p	194	−2	R5.4	2.5	3.9	1.1
$215	F.P.	—	380	272	Barbour Index	355	−10	R4.0	3.1	1.6	2.9
125	65	3/4	131½	104	British Airways	126	−2	R6.0	2.4	4.5	1.5
$80	F.P.	—	168	150	§Barford Group	168	+3	u1.2	3.2	1.0	4.3
105	F.P.	27/3	211	127	Capital Radio 10p	169	.....	w5.0	1.8	4.2	1.1
$200	F.P.	11/5	226	211	§Castle Comms. 5p	220	−1	R7.0	2.2	4.5	3.0
$110	F.P.	20/3	133	123	Dale Group 10p	125	−1	R4.5	2.6	5.1	3.8
$125	F.P.	—	137	130	§Forward Group 5p	132	+2	U2.2	3.2	2.3	7.7
$70	F.P.	27/3	92	80	§Howerston 10p	86	−½	R2.7	2.1	4.4	5.4
$250	F.P.	8/4	370	315	Hobsons Publishing 5p	370	.....	U6.25	2.2	2.4	7.4
‖ ‖	F.P.	—	£12⅞	£11¼	Huntingdon Int. 5p	£11⅞	−1⅛	—	—	—	3.0
$115	F.P.	16/4	146	128	§JSB Electrical 20p	128	−2	L2.9	2.8	3.2	5.6
$120	F.P.	24/4	211	190	Mallett 5p	196	−4	u3.0	3.1	2.2	2.0
$114	F.P.	—	125	114	Melville Street Inv.	126	.....	1.4	1.2	1.6	—
—	—	—	34	25	Do Warrants	34	.....	—	—	—	—
$95	F.P.	—	135	108	§Mitys 5p	130	+1	R2.0	3.7	2.2	7.6
$180	F.P.	1/5	198	180	Perpetual 10p	195	.....	e2.5	4.5	1.8	5.9
120	F.P.	26/3	155	127	§Prism Leisure Corp 10p	141	−3	R4.26	2.25	4.3	3.5
$95	F.P.	10/4	102	97	RCO 10p	100	.....	L3.91	2.1	5.5	2.2
$20	F.P.	3/4	42	27	§Regina Health 2p	40	+1	0.28	4.1	1.0	3.4
$140	F.P.	—	180	163	§Reliance Sec. Group 5p	173	−2	R4.5	2.5	3.7	3.6
$100	F.P.	30/4	101	99	Renaissance Hldgs.	101	+1	—	—	—	—
—	F.P.	30/4	36½	25	Do. Warrants	36½	−½	—	—	—	—
$100	F.P.	7/4	152	120	§Sanders & Sidney 5p	141	.....	R4.26	2.0	4.2	3.4
210	F.P.	24/4	270	238	Scandinavian Bk. Units	252½	.....	u8.0	2.5	4.5	16.
$90	F.P.	3/4	101	96	Sinclair Goldsmith 10p	96	.....	R2.2	2.7	3.2	5.1
$135	F.P.	—	177	148	§Thorntons (G.W.) 5p	175	.....	L3.75	3.80	3.0	2.4
—	F.P.	—	273	220	§UTC Group	263	+1	e14.0	—	7.5	—
130	F.P.	16/3	146	137½	Wilson Bowden 10p	140	−1	L3.4	3.0	3.4	3.7
$144	F.P.	—	191	170	§Wood (J.D.M.) Co. 10p	175	.....	R2.5	3.6	2.0	3.5
$120	F.P.	—	187	145	§Wyevale Gdn. Cen. 50p	182	.....	e2.63	2.8	2.0	4.7

FIXED INTEREST STOCKS

Issue Price £	Amount Paid up	Latest Renunc. Date	1986/87 High	1986/87 Low	Stock	Closing Price £	+ or −
‖	F.P.	24/4	119	111	City Site Estates 7% Cnv. Uns. Ln. 2005/06	119	—
‖	£30	3/6	49	39	Dixons Grp Non-Int-bearg. Cv. Un. Ln. (£1)	39½	—
—	F.P.	—	127p	112p	Heywood Williams Cum. Cnv. Red. Prf	126p	—
‖	F.P.	13/4	58p	13½p	Hillards 6% Cnv. Red. Prf. £1	58p	—
$100	£50	3/5/6	60	41½	Mid-Sussex Water 11% Red Deb 2012-16	50½	—
—	F.P.	—	100⅝	100	Nationwide 10½% Bds. 7/3/88	100⅛	—
—	£25	—	24½	24½	Do 3¾% I-L Ln 2021	24½	—
$98.819	£20	11/9	24⅛	20	TR City of Lon. Tst. 10¼% Deb 2020	20⅞	—
—	F.P.	—	102	98	Town Estates 10¼% 1st Mort. Deb. 2011/16	99	—
$99.016	£25	—	25⅞	25¼	Town Centre Secs. 10½% 1st Mort. Deb. 2021	25⅞	—

"RIGHTS" OFFERS

Issue Price	Amount Paid up	Latest Renunc. Date	1986/87 High	1986/87 Low	Stock	Closing Price p	+ or −
320	Nil	—	36pm	36pm	DPCE 5p	36pm	—
300	Nil	—	40½pm	34pm	Iceland Frozen 10p	40½pm	-1
375	Nil	8/5	56pm	38½pm	Ladbroke 10p	38½pm	-5½
36	Nil	1/5	6pm	1½pm	§Plot Pet 'B' 5p	1½pm	—
205	Nil	8/5	40pm	14pm	Turner & Newall £1	24½pm	-5½
32	Nil	24/4	11pm	8pm	Wickes 4p	9pm	-1

Renunciation date usually last day for dealing free of stamp duty. a Annualised dividend. b Figures based on prospectus estimates. d Dividend rate paid or payable on part of capital, cover based on dividend on full capital. g Assumed dividend and yield. h Assumed dividend and yield after scrip issue. F Dividend and yield based on prospectus or other official estimates for 1987. H Dividend and Yield based on prospectus or other official estimates for 1986/7. L Estimated annualised dividend, cover and p/e based on latest annual earnings. R Forecast annualised dividend, cover and p/e ratio based on prospectus or other official estimates. W Pro Forma Figures. ¡ Indicated dividends; cover relates to previous dividend; p/e ratio based on latest annual earnings. u Forecast, or estimated annualised dividend rate, cover based on previous year's earnings. ¶ Issued by tender. ‖ Offered holders of ordinary shares as a "rights." ‖ ‖ Introduction. ** Issued by way of capitalisation. § Placing price. §§ Reintroduced. ¶¶ Issued in connection with reorganisation, merger or takeover. ■ Allotment price. ◊ Unlisted securities market. †† Official London listing. ‡‡ Including warrants entitlement.

RESULTS DUE NEXT WEEK

RTZ looks to industrial side to offset fall in oil prices

RIO TINTO-ZINC'S results for 1986, to be reported on Thursday, will show several signs of a tough year. Falling oil prices have compounded the effects of another poor year for base metals—the sixth in a row.

However, the company's expanding industrial side has been growing strongly, especially the speciality chemicals companies, which could well be accounted for as a separate division for the first time.

City forecasts for net attributable profits range from £200m to £240m, though figures about £225m are particularly popular.

Direct comparisons with last year's £236m will be difficult to make since CRA, RTZ's Australian arm, has changed from being a consolidated subsidiary to an associate and has altered its foreign exchange accounting policy. If the 1985 figures are re-stated to equity-account for CRA, that year's net attributable profits could be £20m or so higher than originally reported.

As much attention will probably focus on any management announcements made by Bowater Industries, the packaging and builders' merchanting supplier, next Wednesday as on the full-year figures themselves.

The company, which pulled in BTR's finance director, Mr Norman Ireland, as non-executive chairman two months ago, is expected to reveal its new chief executive, currently being sought from outside the group.

The prospect of a strengthened board, plus Mr Ireland's arrival, has helped the shares to a substantial re-rating since early-1987—and that despite the reduction in the Hanson stake from 11.7 per cent to below the disclosable level.

For 1986, £40m before tax is the widely-mooted figure, compared with last time's depressed £32.4m. The figures will probably be helped to the tune of £6m by the pension holiday, but hit by exchange movements on the Australian front.

Free of its UK paper interests, Bowater's packaging side is expected to lead the way by advancing perhaps 50 per cent at the trading level; merchanting and services could be close on its heels.

Last year was one of change for Burmah Oil it tidled up its assets, pulled out of the North Sea; and made a rights issue. Such upheaval will be barely apparent in its net income for the year, however, which is expected to be almost unchanged at £52m (£50.3m).

Nevertheless, the make-up of the figures will be radically altered, with last year's £13m profit from oil production eradicated, a much lower interest charge resulting from the rights issue, and strong advances from both Castrol and speciality chemicals.

Pre-tax profit overall could be as high as £92m (£79.6m), although the tax charge will be much higher as past tax losses have mainly been used up.

Wimpey reports on its full year to December on Thursday, and the market is expecting a strong improvement on the previous year's £46.9m.

By far the most important factor behind the advances will have been the strength of UK housing. The buoyancy of this market should have enabled Wimpey to benefit from increased prices and volumes, so compensating for the weaker parts of the business.

The construction side will have suffered from low levels of activity and tight margins, both factors reflected in John Laing's figures this week, so few are expecting any improvement here.

Overall, forecasts are in the £65m to £70m range, with leading analysts right in the middle. The figures could, however, look somewhat different if there are unforeseen write-backs or provisions.

Property developments will help Associated British Ports push pre-tax profits from £17.2m to £27m in 1986. This is after severance costs of up to £4m from restructuring and redundancies made during the year.

The group's property business, particularly in south Wales, Grimsby and Southampton, together with a healthy rental income will boost the property side of ABP, which accounts for about 30 per cent of operating profits.

But Thursday's results should also show improvement by the group's ports, reflecting efficiency savings and the increasing volume of world trade.

Queens Moat Houses' concentration on the business traveller shielded it from the drop in American tourists last summer.

Pre-tax profits of about £14.5m compared with £10.51m in 1985, are expected to be announced on Monday. The rise has been helped by a series of additions to its chain of high-quality hotels that began two years ago.

Queens' strategy is to concentrate on business travel complemented with conferences and functions. This year will benefit from contributions from the group's move into Germany and Holland.

Company	Announcement due	Dividend (p)* Last year Int.	Last year Final	This year Int.
FINAL DIVIDENDS				
Accord Publications	Thursday	—	—	—
Addison Consultancy	Thursday	0.7	1.4	0.8
Alexandra Workwear	Tuesday	2.2	3 7	2.7
Ash and Lacy	Tuesday	10 0	10.2	11 0
Aspen Communications	Tuesday	1.0	1.8	1.3
Associated British Ports	Thursday	1 6	3.4	2.0
Atlantic Computers	Thursday	0.6	1.7	1.1
Beauford Group	Monday	0.9	1.7	1.0
Biochemanics International	Thursday	—	—	—
Bossey and Hawkes	Thursday	—	—	—
Bowater	Wednesday	3 7	5.5	4.0
Brammer	Monday	4.5	8.0	4.5
British Alcan Aluminium	Monday	—	—	—
British Dredging	Wednesday	1.0	2.0	1.0
Brixton Estates	Wednesday	2.3	3.3	2.6
Burmah Oil	Thursday	4.5	8.2	4.5
Cannon Street Invest.	Monday	—	1.5	1.5
Capard Industries	Monday	0.7	0.9	0.7
Clarke, T.	Tuesday	0.7	1.6	0.7
Connells Estate Agents	Thursday	1.0	3.2	2.0
Cowells	Tuesday	—	1 5	1.0
Dinkie Heel	Friday	0.2	0.2	0.2
Edinburgh Oil and Gas	Monday	—	—	—
Edmond Holdings	Thursday	—	0.2	0.1
Erith PLC	Wednesday	1.1	2.2	1.3
F and C Pacific Inv. Trust	Thursday	0.8	0.9	1.0
Finlay Packaging	Wednesday	0.7	2.5	0.7
Fitch and Co Design	Tuesday	2.0	4.1	2.2
Folkes Group	Thursday	0.3	1.0	0.3
Friendly Hotels	Thursday	—	—	—
French Connection	Tuesday	5.8	0.7	0 5
Frost Group	Thursday	1.7	3.5	1.7
Hall Matthew	Thursday	2.0	2.5	2.5
Hammerson Property Invest.	Wednesday	1.5	3.0	1.7
Hammerson UK Properties	Thursday	2.0	7.5	2.0
Higgs and Hill	Thursday	—	—	—
Holiday Inn	Wednesday	5.0	8.6	5.5
Hollis	Tuesday	—	—	—
Home Counties Newspapers	Tuesday	1.5	5.5	3.2

Company	Announcement due	Dividend (p)* Last year Int.	Last year Final	This year Int.
Hunting Petroleum	Monday	2.5	8.5	3.5
Jerome S. and Sons	Wednesday	0.8	2.1	—
Kalone Group	Thursday	—	—	0.5
Kleinwort Benson Sterling	Tuesday	—	4.9	—
Laidlaw Group	Thursday	1.1	1.4	1.1
Lamont Holdings	Wednesday	1.2	3.3	1.5
Lec Refridgeration	Thursday	4.0	8.5	4 0
Metsec	Tuesday	—	1.3	1.3
Miller Stanley	Monday	0.5	0.6	0.5
More O'Ferrall	Tuesday	1.0	3.0	1.3
Non Court Trust	Tuesday	4.1	10.1	4.7
President Entertainments	Thursday	0.7	1.3	0.7
Queens Moat Houses	Monday	0.6	0.7	0.7
Reabrook Holdings	Thursday	0.8	1.7	0 9
Renwick	Monday	—	—	—
Richards (Leicester)	Monday	0.5	1.1	0.8
Riley Leisure	Tuesday	1.0	—	—
Rio-Tinto Zinc	Thursday	7.0	15.0	7.0
Ruberoid	Thursday	2.2	6.4	2.4
Simon Engineering	Thursday	2.5	6.0	2.7
Spirax-Sarco Engineering	Thursday	1.5	3.8	1.5
Thorsis	Monday	2.0	8.0	2.0
Thurgar Bardex	Monday	0.2	0.4	0.6
Travis and Arnold	Monday	1.0	3.2	1.1
Watts Blake Bearne and Co	Monday	1.5	3.1	1.6
Wayne Kerr	Thursday	0.5	1.0	0.6
Wimpey George	Thursday	0.8	2.9	1.0
INTERIM DIVIDENDS				
Adwest Group	Tuesday	1.7	6.8	
Beckman A	Thursday	1.9	3.8	
Dowding and Mills	Thursday	0.6	1.0	
Intnl. Investment Trust Co of Jersey...	Friday	—	8.0	
Kent, John	Wednesday	0.5	1.2	
Klark Teknik	Tuesday	0.4	0.7	
North British Canadian Invest.	Monday	2.0	4.8	
Reins Industries	Thursday	0.2	0.6	
Ulster TV	Friday	1.5	1.7	

*Dividends are shown net pence per share and are adjusted for any intervening scrip issue.

هكذا من الأصل

UK COMPANY NEWS

ISSUE NEWS

Orchid aims to bloom with £27m USM debut

BY PHILIP COGGAN

A CALIFORNIAN software house with a South Vietnamese chairman and an Iranian finance director has chosen London's Unlisted Securities Market as its stock market home.

Orchid Technology is joining the USM in a placing which values the company at slightly less than £27m.

Orchid's first attempt to come to the market wilted in January when the flotation was postponed only minutes before a Press conference due to announce the launch because of what Phillips & Drew described as "technical reasons."

The broker now says that the issue was delayed because of a distinct lack of enthusiasm among institutional investors.

Now with a lick of paint in the form of a profit forecast of $6.5m (£4m) for the current year — up from $1.78m last year — and after a more intense marketing campaign, Orchid is placing 4.245m shares of no par value, 16.7 per cent of the enlarged equity, at 106p each.

The group supplies add-on boards for IBM and IBM-compatible personal computers designed to improve performance factors like memory and speed. Proceeds of the issue will be used to finance the expansion of working capital and to enable the group to make acquisitions.

Orchid says it chose the USM because of its desire to expand overseas sales and because of the lower issuing costs in London.

An extra international flavour is added by Mr Le Bui, the chairman, who left South Vietnam in 1969, his brother-in-law, Mr Tu Duong, who left for the US just before the fall of Saigon, and Mr Saiid Shahabi, the finance director, who left Iran in 1979 to work for Coopers & Lybrand in the US.

Waterglade is valued at £31m

BY RICHARD TOMKINS

Waterglade International, property developer specialising in shopping and office schemes in Britain and Europe, is coming to the stock market through a placing which will value it at £30.6m.

Brown Shipley, merchant bank, is placing 5m shares, 23 per cent of the enlarged equity, at 140p a share. Nearly £4.5m of the proceeds will go to the company, while the two co-founders, Mr Michael Miskin and Mr Ronald Nathan, will receive £1m each.

Waterglade has been formed to consolidate the property development and investment interests of Mr Miskin and Mr Nathan. Its origins go back to 1973, and specialising in Continental developments. The emphasis began to shift towards the UK when domestic market conditions improved in 1977.

At the moment the group is involved in six developments totalling 400,000 sq ft, with an estimated completed sale value of about £50m. The most important is The Waterglade Centre in Ealing, West London, a two-storey shopping centre

The profits record shows losses in three of the last five years, which the group attributes to the timing of project completions during a period when its activities were running at a modest level.

For the year ending March 31 1987, however, it estimates pre-tax profits of at least £3m, against £1.1m last time. On that basis, the shares are being sold at 11.5 times estimated earnings.

The stockbroker to the issue is Hoare Govett.

Nash and Reliant management changes

BY NIKKI TAIT

MANAGEMENT changes are underway at **Reliant Motor** and **Nash Industries** — two publicly-quoted companies where Mr John Nash is chairman and holds sizeable stakes.

After 10 years as managing director of Reliant, the Staffordshire sportscar and three-wheeler maker, Mr Richie Spencer is leaving to join GKN. Mr Spencer — who joined the USM-quoted company from Sunderland Shipbuilders — is replaced by Mr Cyril Burton, previously commercial and export director of Reliant.

Mr Spencer has also resigned from the board of Nash Industries, where he was a non-executive director. Nash Industries originally owned a controlling stake in Reliant, but demerged the company on to the USM in 1981.

Mr John Nash still holds around 50 per cent of the shares; the company reported a reduced loss of £171,000 before tax in 1985/86, with profitable future trading forecast.

Meanwhile, Nash Industries announced that Mr David Newton, the stockbroker who two years ago reversed Dean Park Hotels into Martin-Black and then sold the company to Queens Moat Houses, is to become chief executive.

At an extraordinary meeting, the necessary approval for the company's £5.1m rights issue was granted. The money will go towards expansion on the packaging side and a new investment subsidiary, taking strategic holdings in companies moving towards stock market flotation.

Triplevest

Triplevest, an investment trust, lifted net asset value from £12.94 to £17.18 at year end February 28 1987. Net revenue before tax totalled £4.47m (£3.93m).

The proposed final dividend is lifted to 6.41p (5.38p), making a total of 12.98p (11.07p).

APPOINTMENTS

Joining Hill Samuel board

HILL SAMUEL AND CO has made the following board appointments: **Mr Paul Aynsley, Mr Sid Campkin, Mr Alan Clark, Mr John Doerr, Mr Andrian Fitzgerald, Mr Jehangir Jawanmardi, Mr Brian McNamara, Mr Richard Parris, Mr Henry Reid, Mr Rob Stansbury** and **Mr Philip Williams. Mr Philip Beavan, Mr Richard Cawdron** and **Mr Leonard Johnson** have been appointed directors of Hill Samuel Investment Management.

★

Mr D. W. Johnson has succeeded **Mr J. L. Hough** as chairman of ALWEN HOUGH JOHNSON, and **Mr A. S. Fox, Mr P. Moir, Mr D. H. E. Price, Mr A. E. Reeder** and **Mr G. A. Wenman** become executive directors. Mr Hough remains chairman of the holding company.

★

Mr K. W. Ketteringham has been appointed chairman and chief executive of CHESSMINSTER GROUP. **Mr I. McCubbin** has been appointed finance director and company secretary, **Mr R. Smith** has been made managing director, and **Mr S. Ozturk** and **Mr D. Stokes** non-executive directors of Chessminster Limited.

★

Mr Roy Dantzic has joined the board of BRITISH NUCLEAR FUELS becoming a part-time, non-executive director. He is a director of Wood Mackenzie and Co and holds a number of other directorships. Since 1962 he has worked for a number of financial institutions, including Samuel Montagu and Co where he was an executive director until joining the British National Oil in 1980, as managing director finance and planning. Mr Dantzic was finance director of Britoil from 1982 to 1984 and has been a non-executive director of the CEGB since June 1984. He will leave the CEGB when he joins BNFL.

★

Mr William H. M. deGelsey, deputy chairman, ORION ROYAL BANK, will be based in Tokyo from April 1.

★

Mr G. T. E. Priestley has joined the board of REDLAND. He has been with Redland since 1982 when it acquired Cawoods Holdings and is now chief executive of the fuel distribution businesses.

★

Mr James K. Anderson becomes a partner in BAILLIE GIFFORD & CO, Edinburgh, on April 6 with responsibility for the management of investment in Europe.

★

Mr Barry Burman has been appointed a director of BREDERO PROPERTIES. He has joined from the construction division of Trafalgar House where he was a director of Trollope & Colls City.

★

SUN LIFE ASSURANCE SOCIETY has made appointments to the boards of two of its subsidiary companies. New executive directors of Sun Life Trust Management are **Mr S. D. Mathieson** (finance), **Mr N. C. Wells** (sales) and **Mr P. C. Morris** (unit trust dealing). Mr Mathieson also becomes executive director (finance) of Sun Life Portfolio Counselling Services of which **Miss J. J. Heaven** is appointed executive director (investment counselling). These appointments are from April 1.

★

Mr Kenneth A. Part has been appointed to the board of ATKINS BROTHERS (HOSIERY). He has been managing director of the Cartner Group since 1975. Cartner is the principal company in Atkins' electronics and moving signs business.

★

Mr Colin J. Millington, 48, who joined Newport, Shropshire, valve manufacturer SERCK AUDCO VALVES as an apprentice at the age of 14, has been appointed managing director. He succeeds **Mr Robert Beeston** who has been appointed president of BTR Valve Group responsible for BTR Valve companies worldwide. Prior to this appointment Mr Millington was director UK and Europe sales, marketing and technical. **Mr Geoffrey A. Thompson**, export director, has taken over as sales director.

★

Following the resignation of **Mr Norman Parker** due to ill health, **Mr Tom Dodd** has been appointed managing director of High Wycombe-based HENDERSON SECURITY, retaining his post as joint managing director of the Henderson Group.

★

Mr Peter Sedgwick and **Mr David Salisbury** have been appointed chairman and chief executive, respectively, of SCHRODER CAPITAL MANAGEMENT INTERNATIONAL INC. and **Mr R. R. Foulkes** has been appointed executive vice president. At the same time, **Mr John Ager** and **Ms Sharon Haugh** have been appointed to the board, and **Ms Haugh** is also appointed senior vice president and **Mr G. D. L. Ralston**, first vice president.

★

The BLACKWELL RETAIL GROUP is appointing a new retail chief executive. From April 6, **Mr Tony Stafford**, founder of Olympus Sports and most recently transformer of the Richards fashion chain, joins the group with responsibility for the day-to-day management of all aspects of retail bookselling.

★

Mr Ken Escott has been appointed to the board of CROWN HOUSE ENGINEERING. **Mr Jim Carr, Mr Tony Davies, Mr Charles Findlay, Mr Brian Giles** and **Mr Roger Port** have been appointed associate directors.

★

Mr R. S. G. Johnston has been appointed an associate director of C. E. HEATH (AVIATION).

ECONOMIC DIARY

TODAY: EEC Foreign Ministers have informal meeting near Antwerp (until April 5).

TOMORROW: TUC visits Moscow. President Reagan visits Ottawa. Swiss vote on military spending referendums.

MONDAY: Credit business (February). Retail sales (February-final). European Parliament in session in Strasbourg (until April 10). Mr Mikhail Gorbachev, Soviet leader, starts three-day visit to Czechoslovakia. President Herzog becomes first Israeli head of state to visit West Germany (until April 10). Egyptian elections. AUEW national committee meets in Eastbourne (until April 10). Liberal SDP Alliance launches health policy in London.

TUESDAY: EEC Internal Market Council meets in Luxemburg. Mrs Margaret Thatcher, Prime Minister, attends Institute of Economic Affairs dinner at Grosvenor House Hotel, London. Mr Kenneth Clarke, Employment Minister, speaks at Industrial Society conference at Tara Hotel, London.

WEDNESDAY: Financial Times holds conference "Technology in the securities market—the next five years" at Hotel Inter-Continental, London. Rolls-Royce privatisation pathfinder prospectus published. Philips annual meeting.

THURSDAY: Provisional figure of vehicle production (May). Detailed analysis of employment, unemployment, earnings, prices and other indicators (April). Sir Geoffrey Howe, Foreign Secretary, visits Washington (until April 10). Aims of Industry statement on Labour's nationalisation policies at Hilton Hotel, London. Volkswagen supervisory board meets to examine losses due to currency scandal and to approve 1986 results.

FRIDAY: Tax and price index (March). Finished steel consumption and stock changes (fourth quarter—final). Usable steel production (March). Retail prices index (March). Quarterly analysis of bank advances (mid-February). Mr Kenneth Baker, Education Secretary, to address Secondary Heads Association annual conference in Nottingham. Brazil to meet bank advisory committee on debt in New York.

F.T.-ACTUARIES SHARE INDICES

QUARTERLY VALUATION

The market capitalisation of the groups and sub-sections of the FT-Actuaries indices as at March 31, 1987 are expressed below in millions of pounds and as a percentage of the All-Share Index. Similar figures are also provided for the two preceding quarters.

	EQUITY GROUPS & SUB-SECTIONS (Figures in parentheses denote number of stocks)		Market capitalisation as at Mar. 31, 1987 (£m.)	% of all share index	Market capitalisation as at Dec. 31, 1986 (£m.) †	% of all share index †	Market capitalisation as at Dec. 31, 1986 (£m.)	% of all share index
1	CAPITAL GOODS GROUP	(207)	62,025.9	16.94	49,810.6	16.56	49,810.6	16.52
2	Building Materials	(27)	12,194.0	3.32	9,672.8	3.22	9,672.8	3.21
3	Contracting, Construction	(30)	5,559.7	1.52	4,428.9	1.47	4,289.9	1.47
4	Electricals	(12)	1,816.8	0.50	1,536.3	0.51	1,563.3	0.51
5	Electronics	(36)	15,181.3	4.15	12,252.9	4.07	12,252.9	4.06
6	Mechanical Engineering	(59)	10,394.3	2.84	8,509.3	2.83	8,509.3	2.82
8	Metals and Metal Forming	(7)	1,913.6	0.52	1,439.9	0.48	1,439.9	0.48
9	Motors	(16)	4,230.2	1.16	3,442.5	1.14	3,442.5	1.14
10	Other Industrial Materials	(20)	10,736.0	2.93	8,528.0	2.84	8,528.0	2.83
21	CONSUMER GROUP	(188)	117,673.2	32.14	95,006.8	31.58	102,325.5	33.95
22	Brewers and Distillers	(22)	16,013.5	4.37	14,117.9	4.69	14,117.9	4.69
25	Food Manufacturing	(26)	17,025.5	4.65	14,027.6	4.66	14,027.6	4.65
26	Food Retailing	(16)	12,789.1	3.49	10,491.5	3.49	10,491.5	3.48
27	Health and Household Products	(10)	23,610.5	6.45	17,457.3	5.80	17,457.3	5.79
29	Leisure	(32)	9,276.9	2.53	6,776.7	2.25	6,776.7	2.25
31	Packaging and Paper	(15)	3,623.9	0.99	2,902.6	0.97	2,902.6	0.96
32	Publishing and Printing	(14)	6,205.1	1.69	4,790.7	1.59	4,790.7	1.59
34	Stores	(37)	24,267.7	6.64	20,741.1	6.90	20,741.1	6.88
35	Textiles	(16)	4,861.0	1.33	3,701.4	1.23	3,701.4	1.23
36	Tobaccos	(—) (2)	—	—	—	—	7,318.7	2.43
40	OTHER GROUPS	(88)	67,396.4	18.41	54,986.9	18.28	48,216.1	16.00
41	Agencies	(17)	5,376.4	1.47	4,059.0	1.35	—	—
42	Chemicals	(21)	13,769.2	3.76	11,309.6	3.76	11,253.1	3.73
43	Conglomerates	(12)	10,594.7	2.89	9,230.5	3.07	—	—
44	Office Equipment	(—) (4)	—	—	—	—	1,446.3	0.48
45	Shipping and Transport	(11)	5,353.8	1.46	3,237.3	1.08	3,841.8	1.28
47	Telephone Networks	(2)	18,882.2	5.16	16,323.0	5.42	16,323.0	5.42
48	Miscellaneous	(25)	13,420.1	3.67	10,827.5	3.60	15,351.9	5.09
49	INDUSTRIAL GROUP	(483)	247,095.5	67.49	199,804.3	66.42	200,352.2	66.47
51	Oil and Gas	(17)	42,763.7	11.68	34,351.8	11.42	34,351.8	11.40
59	500 SHARE INDEX		289,859.2	79.17	234,156.1	77.84	234,704.0	77.87
61	FINANCIAL GROUP	(117)	54,018.6	14.75	47,337.9	15.73	47,363.9	15.71
62	Banks	(8)	16,677.1	4.55	15,922.1	5.29	15,922.1	5.28
65	Insurance (Life)	(9)	7,495.5	2.05	6,754.9	2.24	6,754.9	2.24
66	Insurance (Composite)	(7)	8,489.6	2.31	7,263.4	2.41	7,263.4	2.41
67	Insurance Brokers	(9)	2,810.6	0.77	2,648.0	0.88	2,648.0	0.88
68	Merchant Banks	(11)	3,210.0	0.88	3,037.0	1.01	3,037.0	1.01
69	Property	(47)	10,028.0	2.74	7,930.2	2.64	8,045.8	2.67
70	Other Financial	(26)	5,307.8	1.45	3,782.3	1.26	3,692.7	1.22
71	Investment Trusts	(95)	14,846.7	4.06	13,409.5	4.46	13,409.5	4.45
81	Mining Finance	(2)	4,560.9	1.25	3,502.4	1.16	3,502.4	1.16
91	Overseas Traders	(11)	2,838.6	0.77	2,442.3	0.81	2,442.3	0.81
99	ALL-SHARE INDEX	(725)	366,124.0	100.0	300,848.2	100.0	301,422.1	100.0

† After year-end changes.

At 600 miles per hour, the loudest noise on Air 2000 will be the tinkling of ice cubes.

Air 2000 is Britain's newest airline. Their first Boeing 757-200 arrives in Manchester Friday, April 3, to be joined by her sister ship later this month.

Air 2000 will be flying the Boeing 757, the quietest and most comfortable jetliner in its class.

The Boeing 757 will be equipped with economical and quiet Rolls Royce engines. In addition, British-designed passenger seats will provide superb comfort and space throughout the cabin:

Just the ticket for an airline that plans to pamper its customers with classic British service and excellence.

Boeing congratulates Air 2000 on purchasing the high-technology Boeing 757.

Together, we can offer British travellers a very quiet holiday.

BOEING

INTL. COMPANIES and FINANCE

Haig Simonian on the West German motor group's forex upset

Arbitrage bravado at Volkswagen

THE STATE investigators digging into the DM 480m ($263m) foreign currency fraud at Volkswagen are still keeping quiet about what they have unearthed so far. But well-informed Frankfurt bankers have already brought to light some new material about how the alleged losses at Europe's biggest car producer came about, and what VW is now doing to put its house in order.

As had been widely believed, the losses arose in VW's treasury department, which has been known as one of the most active corporate arbitrage operations in the world's foreign exchange markets for several years.

By contrast, VW's foreign exchange trading for its every-day operational purposes as a car producer had a much lower priority and was largely entrusted to a single junior dealer.

The distinction between day-to-day forex business and VW's arbitrage activities is one reason why the so-called "hedging" fraud arose.

VW has had a long-established anti-hedging strategy in its business-related foreign exchange dealings. Unlike other West German car companies, it changes day-to-day flows of money in the markets at spot rates. Bankers question the commercial wisdom of this strategy, but no one believes the wrongdoing arose here. Indeed, the dealer responsible has not been suspended.

The bulk, if not all, of VW's problems arose on the arbitrage side, where a series of eight forward exchange rate transactions with the Frankfurt branch of the National Bank of Hungary turned out to be falsified.

The first was discovered on February 18, when the bank denied all knowledge of a deal VW believed was due. The company then came upon a further seven similar transactions.

No one knows the answer to why the alleged fraud was perpetrated, but many bankers in Frankfurt are not slow to put forward suggestions.

It is hard to underestimate the confidence and bravado of VW's forex arbitrageurs, according to many reports. Perhaps buoyed by past successes, the group may have entered into a series of forward transactions which subsequently became unprofitable.

These contracts may then have been prolonged in the hope of a change in parity levels. But as the dollar progressively weakened against the D-Mark and they became increasingly unprofitable, the temptation to cover up may have become irresistible.

VW's arbitrageurs work under some controls. The forex operation had a $100m overnight limit for its arbitrage business, and a one pfenning stop-loss provision. Both are seen as reasonable—if not conservative—for an operation of its size. But no one knows precisely when these restrictions were introduced; the company may indeed have just reacted to the train of events.

Meanwhile, the company has called in outside help from several West German banks on how to re-organise its foreign exchange and treasury operations.

A three-man team from one private bank has already drawn up a report for Mr Dieter Ullsperger, VW's finance director-designate, the replacement for Mr Rolf Selowsky, who has resigned. The bank is also advising VW on how to shadow the criminal investigation being conducted by the state prosecutor's office.

Another, very large, bank has offered to second staff to run VW's foreign exchange arbitrage operation.

Just what the banks advising VW on its future foreign exchange policy have recommended is still a mystery. One definite suggestion, though, is for VW to hive-off its foreign exchange arbitrage business altogether and conduct it from outside Germany, while leaving a much more professionally-run day-to-day forex operation in its corporate headquarters at Wolfsburg.

VW has also been strongly recommended to abandon its non-hedging approach for day-to-day forex business, which bankers describe as "highly speculative." Instead, the company has been told to hedge at least some of its exposures through forward transactions or options. VW has not yet responded publicly to any of these ideas.

Skandia buys stake in UK group

BY KEVIN DONE, NORDIC CORRESPONDENT IN STOCKHOLM

SKANDIA INTERNATIONAL, the Swedish-based international reinsurance group, has bought a 29.9 per cent stake in Nevi Baltic, the UK finance company.

No financial details were released, but the stake has a market worth of some £11.5m ($18.4m).

Separately Skandia International said that it had increased its operating profits last year to SKr 316m ($49.7m) from SKr 132m in 1985.

The holding has been purchased from Nevi, the Norwegian Finance Company, which is the market leader in the Nordic region.

Nevi will keep a stake of 30.1 per cent in Nevi Baltic, which is chiefly engaged in leasing, property development and general financing.

Nevi is wholly-owned by Vesta, one of Norway's leading insurance groups, which has warned recently that it has suffered a bigger than expected cut in profits in 1986, under the impact of high interest rates, higher credit losses and last year's currency upheaval.

Nevi bought a controlling interest in Baltic in October 1985 in order to provide a stronger equity base and help fund the growth of Baltic's asset-based financing activities.

Nevi said yesterday that the introduction of Skandia International as a substantial new shareholder should bring sifinificant benefits in expanding Baltic's operations as a broadly-based financial services group.

To reflect the change of ownership Nevi Baltic is to change its name simply to Baltic, and Skandia International will receive two seats on the board.

Skandia International said yesterday that it expected a further improvement in operating results during 1987 based on improved results from its insurance operations.

Its gross premium volume rose by 5.6 per cent to SKr 9.15bn from SKr 8.666bn in 1985.

Skandia International has bought its stake in Baltic through its UK subsidiary Skandia (UK) Holdings.

It said the move was part of its strategy to diversify into financial services. "Baltic is in the market for medium-sized companies and wealthy individuals, which could give good synergy with our life company," said Mr Johannes Norrby, chief financial officer.

national agreements.

The loss on insurance operations was reduced to SKr 475m from a deficit of SKr 670m in 1985, after making a further provision of SKr 500m for possible future losses on earlier liability insurance.

The group showed investment income of SKr 898m compared with SKr 903m in 1985.

Pick 'n Pay earnings improve 14%

By Jim Jones in Johannesburg

PICK 'N PAY, the South African supermarket chain, overcame the effects of a prolonged labour dispute during the first half of its financial year and increased sales by 15.1 per cent in the 12 months to February 28 1987.

Turnover rose to R2.47bn ($823m) from R2.14bn, while pre-tax profit rose by 14 per cent to R75.3m from R66.1m.

Mr Raymond Ackerman, the chairman, said that the company emphasised sales volume rather than margins and that the year's increase has made Pick 'N Pay the country's largest supermarket group measured by turnover.

The group believes the increase in sales indicates improved consumer confidence, though sales rose at a slower rate than the 21.8 per cent increase in the consumer price index for food and the 16.3 per cent increase for all items.

Mr Ackerman said agreement had been reached with the unions on this year's wage negotiations and that increased emphasis had been placed on improving efficiency to permit wage increases.

Earnings increased to 220.1 cents a share from 181.4 cents and the year's dividend has been raised to 108 cents from 92 cents.

Exceptional costs push SEV into red

By George Graham in Paris

SEV, a subsidiary of the Valeo car components group, slid back into the red last year with a net loss of FFr 188m ($31m).

Exceptional losses of FFr 314m, including FFr 240m of social costs arising from job losses and FFr 73m of rationalisation costs, were not offset as last year by exceptional profits on asset sales.

Excluding minorities, SEV's net loss was FFr 208m, compared with a profit of FFr 29m in 1985, worse than the overall net loss because of minority interests in its profitable Brazilian subsidiaries.

Turnover rose 2 per cent to FFr 5.2bn, and operating profits were raised by 11 per cent to FFr 278m. Debt servicing costs were also reduced to FFr 133m from FFr 210m in 1985.

SEV said the exceptional losses were due to the acceleration of the restructuring it had undertaken, but these measures would have to be continued since its operations had not yet all been set back on their feet.

The losses have halved SEV's capital base to FFr 164m, with debt remaining stable at FFr 1.12bn as a result of advances made to it by its parent companies.

French insurer boosted by FFr 500m capital gain

BY OUR PARIS STAFF

GROUPE VICTOIRE, the insurance company which forms parts of France's Suez group, raised its profits by 75 per cent last year to FFr 799m ($128.5m).

Abeille Paix Igard, the Victoire group's car and accident insurance arm and the main subsidiary, made more than FFr 500m of capital gains on investments, besides improving operating earnings by 30 per cent to FFr 240m.

Despite a doubling of its tax burden the Igard operation raised its net profit by 129 per cent to FFr 563m and is increasing the dividend paid to its parent by FFr 10m to FFr 50m.

Car insurance policies increased in number, but more competitive pricing meant the volume of premium income remained stable. French car insurers are facing the general problem of a slowdown in the rate at which accidents have been diminishing over recent years, coinciding with a surge in the cost of motor repairs.

The life assurance arm, Abeille Paix Vie, increased net premium income by 35 per cent to FFr 4.43bn and ended with net earnings up 19 per cent to FFr 147m.

The group's reinsurance operations kept profits stable at FFr 89m, despite a doubled tax charge. Mr Philippe Chareyre, Groupe Victoire's chairman, said the result was satisfactory and showed that the reinsurance business was back on its feet.

Mr Chareyre said the group consolidated turnover, including overseas subsidiaries, was expected to have risen by 16 per cent in 1986 to FFr 13.7bn.

Bekaert to increase dividend

BEKAERT, the Belgian wire-rope maker, is steeping up its dividend for 1986 despite a modest setback to the year's earnings, writes our Financial Staff.

On reduced sales, Bekaert has turned in net profits of BFr 2.56bn ($67.9m)—a decline of 12 per cent on the BFr 2.92bn notched up during 1985.

The company says that lower prices and a drop in exports led to substantially less favourable results over the second half of last year.

However, Bekaert describes the outcome as satisfactory in the light of currency fluctuations and the consequent strains on turnover.

As a result, the directors plan to raise the dividend to BFr 220 a share from BFr 205.

Union Carbide gets go-ahead for Duffour bid

By Our Paris Staff

UNION CARBIDE has received permission from the French authorities to go ahead with its bid for Duffour et Igon, the industrial gases producer, and has launched an offer of FFr 2,100 a share.

The offer caught investors by surprise, since it represents a premium of 145 per cent over the price at which Duffour's shares were suspended in January, when Union Carbide first announced its intention to bid for the company. The size of the premium is expected to rule out any possibility of a counter-bid.

The bid values Duffour at FFr 280m ($46.2m). The Toulouse-based gases group has said it expects its 1986 results to show a drop of 20 to 30 per cent from last year's FFr 16m, excluding minorities. Sales for 1985 came to FFr 320m.

Duffour's financial performance has deteriorated in recent years. Net income for the six months to June 30 1986 was 35 per cent down on the previous first half's FFrf 4.4m.

The main shareholders in Duffour are IRDI Midi-Pyrenees, with 20 per cent, and the Spanish group Sociedad Espanola de Carburos Metalicos, with 15.6 per cent, which together took over in 1984 took over the stake previously held by Pechiney.

● BSN, the French food and beverage group, has taken a controlling stake in Mantovano, the Italian pasta producer, making it the second largest producer of pasta in Italy.

Canadian Tire keeps options open

BY ROBERT GIBBENS IN MONTREAL

THREE MEMBERS of the Billes family who hold voting control of Canadian Tire, the big merchandiser, have kept open the possibility of considering new offers to replace one from its franchise dealers earlier blocked by the courts.

CTC Dealer Holdings, representing 348 Canadian Tire dealers said the Billes would not extend a deal under which they accepted C$30m (US$23m) cash in exchange for agreement not to consider other offers. Under that deal the non-repayable C$30m was to be applied against a final price of C$278m the dealers offered for control. The deal exired on Tuesday.

Lawyers for the dealer group said refusal for an extension means the Billes can consider other offers even if the courts on appeal find the dealers' offer can proceed.

The dealers are challenging an Ontario Supreme Court decision which blocked their offer on the grounds that it ignored the non-voting shareholders holding 95 per cent of Canadian Tire's total equity. The dealers had structured their bid to void a Canadian Tire by-law allowing the non-voting shareholders to participate in a takeover under certain circumstances.

The dealers have now extended their offer for 49 per cent of the voting shares to May 11, when they expect to know whether they can appeal the court decision. However speculation persists that the dealers may be working with partners to make a bid for both the voting and the non-voting shares of Canadian Tire.

Several major companies have shown interest in buying control of Canadian Tire.

Sweden proposes greater banking freedom

BY SARA WEBB IN STOCKHOLM

THE SWEDISH finance ministry is proposing to allow greater freedom in the banking sector, whereby banks could be owned by holding companies, and could in turn own stock broking firms. Both relationships have been forbidden hitherto.

The proposal for temporary legislation, which would take effect from July 1, also suggests that finance companies owned by Swedish banks should be allowed to operate under broadly the same conditions as other finance companies.

The proposals follow a revolutionary—at least by Swedish standards—attempt by Proventus, the investment company, to set up a new banking and financial services group under a holding company called Gota.

This was structured so that the holding company would control Gotabanken, the country's fourth largest publicly-quoted bank, a regional bank called Wermlandsbanken, and several brokerages and finance companies.

The finance ministry proposes that such a holding company structure should be subject to the same regulations as ordinary banks, chiefly to prevent the holding company from removing capital from the bank and exposing deposits.

In the past, banks have been allowed to run in-house stock broking operations, but have not been permitted to own a separate stock brokerage. The ministry's willingness now to let banks own stock brokers results from its recognition of the tougher competition in the financial business area.

The ministry also suggests that bank-owned finance companies should be allowed to operate under the same conditions as other finance companies. This would, for example, allow them to lend to private customers.

COMMODITIES AND AGRICULTURE

WEEKLY PRICE CHANGES

	Latest prices per tonne unless stated	Ch'nge on week	Year ago	1986/87 High	1986/87 Low
METALS					
Aluminium					
Free Market c.i.f.	$1445/465	+55	$1336/1355	$1495/1515	$1150/1170
Antimony					
Free Market 99.6%	$2300/2350	—	$2700/2750	$2720/2780	$2250/2300
Copper-Cash Grade A	£896.5	-54.5	£984.75	£1026.5	£862.25
3 months Grade A	£873.5	-32	£1003.25	£1059.25	£873.5
Gold per oz	$419	+2.25	$343.75	$439.375	$327.5
Lead Cash	£297.25	-15.25	£249.25	£376.5	£233.5
3 months	£295.5	-7.5	£257.75	£337.5	£241.25
Nickel					
Free market	171/191c	+2	181/201c	196/216c	158/177c
Palladium	$129.00	+0.60	$112.00	$151.00	$95.25
Platinum per oz	$568.25	+4.75	$423.50	$673.75	$342.50
Quicksilver (76 lbs)	$210/230	+10	$230/240	$250/260	$115/12
Silver per oz	394.05p	+22.95	378.00p	452.10p	317.70p
3 months per oz	403.70p	+23.50	388.00p	466.20p	325.60
Tin					
Free market	£4,320/260	+15	‡	£5900/6250	£3,420/450
Tungsten Ind	$47.08	—	$65.61	$59.74	$41.44
Wolfram (22.04 lb)	$49/54	+1.5	$48/56	$56/65	$33/42
Zinc cash	£460.5	-3.75	£436.5	£532.5	£409
3 months	£459.5	-2.25	£445.5	£521.75	£419.25
Producers	$7790	—	$650/670	$920	$650/670
GRAINS					
Barley Futures Sept	£99.80	+0.75	£99.05	£118.80	£96.56
Maize French	£142.75	+0.25	£140.50	£154.00	£130.00
WHEAT Futures July	£125.05	+2.05	£125.40	£123.00	£98.30
SPICES					
Cloves	$3,200	—	$4800	$4,850	$3,200
Pepper white	$4,900	-75	$5500	$6,400	$4,600
black	$4,200	-200	$3850	$4,800	$3,600
OILS					
Coconut (Philippines)	$405x	+15	$317.5	$470	$200
Palm Malayan	$530y	—	$262.5	$405	$197
SEEDS					
Copra (Philippines)	$275	+25	$190	$300	$140
Soyabeans (U.S.)	$142y	—	‡	$229.8	$133.5
OTHER COMMODITIES					
Cocoa Futures July	£1325.5	-4	£1417.5	£1,804.5	£1,264.5
Coffee Futures July	£1246	-45	£2441	£3,007.5	£1,264.5
Cotton Outlook A Index	62.85c	+0.1	60.20c	67.30c	36.35c
Gas Oil Fut. May	$142.25	+2.75	$127	$232.75	$90.75
Jute LJA BWC grade	$300	—	$290	$325	$215
Rubber kilo	61p	+1	57.75p	68p	54p
Sisal No. 3L	$610	—	$595	$625	$590
Sugar (Raw)	$175x	-8	$204	$222.5	$115
Tea (quality) kilo	‡	—	‡	202p	170p
(low med) kilo	78p	-7	‡	156p	78p
Wooltops 64s Super	470p kilo	+27	415p Kilo	470p kilo	387p kilo

‡ Unquoted. (g) Madagascar. (y) May. (x) April-May. (z) March-April.

LONDON MARKETS

ALUMINIUM

	Unofficial close (p.m.) £ per tonne	+ or —	High/Low
Cash	876-7	+5.5	888/886
3 months	807.5-8	-8	818/808

Official closing (am): 887.5-8 (875-6), three months 816-7 (8-8-9), settlement 888 (876). Final Kerb close: 808-9.
Turnover: 20,675 tonnes.

COPPER

Grade A	Unoffic'l close £ per tonne	+ or —	High/Low
Cash	896-7	-22	915/896
3 months	873-4	-10	882/873

Official closing (am): Cash 908-9 (938-9), three months 880.5-1 (891-2), settlement 909 (939). Final Kerb close: 273-4.

Standard			
Cash	858-63	-1.5	870
3 months	866-8	-5	—

Official closing (am): Cash 870-1 (873-5), three months 869-62 (871-3), settlement 871 (875). US Producer prices 66.5-70 cents per lb.
Total turnover: 32,260 tonnes.

LEAD

	Unofficial close (p.m.) £ per tonne	+ or —	High/Low
Cash	297-7.5	-5.25	298.5/297.5
3 months	295-6	-1	296/295

Official closing (am): Cash 298-8.5 (303-3.5), three months 296-6.5 (298.5-9), settlement 298.5 (303.5). Final Kerb close: 296.5-7.
Turnover: 5,275 tonnes. US Spot: 24-26 cents per lb.

NICKEL

	Unofficial close (p.m.) £ per tonne	+ or —	High/Low
Cash	2346-50	-3	2350
3 months	2361-5	-4.5	2350/2388

Official closing (am): Cash 2355-60 (2354-60), three months 2370-2 (2374-5), settlement 2360 (2360). Final Kerb close: 2367-70.
Turnover: 456 tonnes.

ZINC

High grade	Unofficial close (p.m.) £ per tonne	+ or —	High/Low
Cash	460-1	-9.5	462/461
3 months	459-60	-7.75	464/460.5

Official closing (am): Cash 462-3 (471-2), three months 461-1.5 (468-9), settlement 463 (472). Final Kerb close: 461-2.
Turnover: 7,975 tonnes. US Prime Western: 24-26 cents per lb.

TIN

KUALA LUMPUR TIN MARKET: Close 16.66 (16.60) ringgit per kg. Unchanged.

GOLD

Gold fell $1¼ an ounce from Thursday's close in the London bullion market yesterday to finish at $418¾-$419¼. The metal opened at $419½-$420 which proved to be the best level of the day and eased in quiet trading to touch a low of $418-418½. The weaker trend was most pronounced during the morning as professionals sold gold to square positions ahead of the weekend.

GOLD BULLION (fine ounce)		April 3
Close	$418¾-419¼	(£259¼-259¾)
Opening	$419½-420	(£261-261½)
M'n'g fix	$418.65	(£260.354)
Aft'n'n fix	$418.70	(£259.209)

GOLD AND PLATINUM COINS		
Am Eagle	$426-429	(£264-265¾)
Mapleleaf	$431-434	(£267-269)
Kr'g'r'nd	$432-435	(£261½-265¼)
½ Krug	$220-221	(£136¼-137)
¼ Krug	$111½-112½	(£69-69¾)
Angel	$427-430	(£264½-266½)
1/10 Angel	$43-48	(£26¾-29¼)
New Sov	$100-101	(£62-62½)
Old Sov	$100-101½	(£62-63¾)
$ 20 Eagle	$510-560	(£316-345)
Noble Plat	$575-583	(£356¼-361¼)

SILVER

Silver was fixed 1.5p an ounce lower for spot delivery in the London bullion market yesterday at 394.05p. US cent equivalent of the fixing levels were: spot 635.25c, up 5.35c; three-month 645.55c, up 5.45c; six-month 655.9c, up 6c; and 12-month 677.2c, up 6.95c. The metal opened at 397½-399p (639-641c) and closed at 395-396½p (638-640c).

SILVER per troy oz	Bullion Fixing Price	+ or —	L.M.E. p.m. Unoffic'l	+ or —
Spot	394.05p	-1.55	394p	-3.5
3 months	403.70p	-1.85	404p	-3.5
6 months	412.75p	-1.40	—	—
12 months	430.85p	-1.09	—	—

LME—Turnover: 1 (11) lots of 10,000 ounces.
Cash high/low 393p; three months final kerb 402-4p.

INDICES

REUTERS

Apr. 3	Apr. 2	M'th ago	Year ago
1537.9	1542.8	1558.7	1828.7

(Base: September 18 1931=100)

DOW JONES

Dow Jones	Apr. 1	Mar. 31	M'th ago	Year ago
Spot	115.04	115.40	—	129.79
Fut	114.23	114.10	—	128.62

(Base: September 18 1931=100)

SOYABEAN MEAL

	Y'sterd'ys close £ per tonne	+ or —	Business done
June	115.7-115.5	-0.45	115.8-115.0
August	111.5-111.8	-0.20	112.0-111.7
October	112.2-112.8	-0.10	112.5
Dec	115.5-116.0	+0.25	—
Feb	119.0-120.9	+0.50	—
April	118.5-122.0	+0.25	—

Sales: 195 (129) lots of 20 tonnes.

COFFEE

Robustas eased on trade selling, reports Drexel Burnham Lambert. After opening steadier on light short-covering, afternoon trade selling eroded scale-down support.

COFFEE	Yesterday close	+ or —	Business Done
May	1240-1244	-9.0	1260-1235
July	1246-1247	-18.0	1276-1242
Sept	1261-1265	-7.0	1290-1260
Nov	1285-1288	-5.0	1311-1285
Jan	1303-1305	-7.0	1335-1305
Mar	1310-1325	-20.0	1355-1330
May	1300-1400	-10.0	—

Sales: 3,167 (4,718) lots of 5 tonnes.
ICO indicator prices (US cents per pound) for April 2: Comp. daily 1979 97.17 (98.01); 15-day average 99.38 (99.69).

COCOA

After trading unchanged during the morning, futures eased on currency considerations late in the day. At the lower levels both producers and consumers were reluctant to re-enter the market and no physical interest was apparent, reports Gill and Duffus.

	Yesterday's close £ per tonne	+ or —	Business done
May	1296-1297	-8.0	1308-1298
July	1325-1336	-8.0	1335-1324
Sept	1344-1345	-8.0	1355-1345
Dec	1373-1374	-4.0	1379-1371
March	1397-1398	-1.5	1401-1397
May	1416-1418	-1.5	1422-1418
July	1436-1437	-3.0	1441-1438

Sales: 3,063 (3,613) lots of 10 tonnes.
ICCO indicator prices (SDRs per tonne). Daily price for April 3: 1581.11 (1584.96): 10-day average for April 6: 1577.75 (1578.39).

POTATOES

With the last trading day for April only a week away and the uncovered position still at 1,650 at the start of business, nervous short-covering in April and switching to May was seen as the April/May spread narrowed from £19.50 the previous night to close at £14.80. Volume was generally poor with uncertainty as to the final outcome in both April and May positions. Distant April was firm early in the day but profit-taking at the end of a busy week weakened values, reports Coley and Harper.

Month	Yesterday's close	Previous close	Business done
	£ per tonne		
Apr	168.60	161.00	169.50-162.50
May	183.40	180.50	184.00-180.50
Nov	95.00	95.50	96.00-95.00
Feb	103.80	105.30	—
Apr	136.80	136.30	138.20-135.50

Sales: 1,214 (1,201) lots of 40 tonnes.

SUGAR

LONDON DAILY PRICE—Raw sugar $173.00 (£107.50), up $2.00 (unchanged) a tonne for April-May delivery. White sugar $192.00, up $2.00.

No. 6 Contract	Y'sterd'ys close	Previous close	Business done
	19.00 BST $ per tonne		
May	154.2-154.4	152.6-152.8	155.4-155.0
Aug	157.8-158.0	157.2-157.8	158.4-157.8
Oct	161.4-162.2	160.8-161.2	163.4-161.0
Dec	164.4-167.0	162.0-164.0	—
Mar	169.8-170.0	167.8-168.4	171.0-170.0
May	172.8-174.0	171.4-175.0	175.00
Aug	175.0-177.8	175.0-176.4	—

Sales: 2,226 (1,201) lots of 50 tonnes.

Tate & Lyle delivery price for granulated basis sugar was £212.00 (same) a tonne for export.

International Sugar Agreement—(US cents per pound fob and stowed Caribbean ports.) Prices for April 2: Daily price 6.61 (6.65); 15-day average 7.15 (7.23).

PARIS—(FFr per tonne): May 1163/1184, Aug 1184/1185, Oct 1215/1220, Dec 1240/1265, March 1265/1277, May 1300/1315.

US MARKETS

DESPITE TRADE buying, gold futures fell as the dollar strengthened, prompting profit-taking and long-liquidation, reports Drexel Burnham Lambert. Both silver and platinum were dominated by local trading as the markets lacked definite direction. Copper futures traded around Tuesday's closing levels as traders took stock of recent action and despite fund-type selling. Crude oil eased in light volume as speculators liquidated longs. Origin selling in the face of roaster price-fix buying eased coffee futures. Commission house liquidation in sugar futures eased prices initially before trade support prompted short-covering to take prices back to the highs where origin-type trade selling brought prices back to mid-range. Following a bullish planting intention report, heavy commission house short-covering in the face of trade selling steadied cotton futures. Commercial and speculative buying in soyabean futures reflected reports showing reduced estimates for planting, which provided support for maize futures as well. Wheat futures eased, however, reflecting final resolution of old crop trading. Cattle futures rallied to new contract highs reflecting rising cash prices as packers have become aggressive buyers in the physical market.

NEW YORK

ALUMINIUM 40,000 lbs, cents/lb

	Close	Prev	High	Low
May	61.25	61.50	61.25	61.25
June	60.25	60.50	—	—
July	59.60	59.80	—	—
Sept	57.65	57.75	—	—
Dec	57.15	57.25	—	—
Jan	57.15	57.25	—	—
March	57.15	57.25	—	—
May	57.15	57.25	—	—
July	57.15	57.25	—	—

COCOA 10 tonnes, $/tonnes

	Close	Prev	High	Low
May	1929	1922	1931	1918
July	1961	1951	1963	1947
Sept	1984	1975	1986	1972
Dec	2012	2003	2014	—
March	2042	2037	—	—
May	2062	2057	—	—

COFFEE "C" 37,500 lbs, cents/lb

	Close	Prev	High	Low
May	101.00	199.28	102.00	100.15
July	102.93	101.90	104.00	102.50
Sept	105.35	104.33	106.40	104.70
Dec	108.50	106.73	109.50	107.50
March	110.50	109.00	110.50	109.25
May	111.75	110.50	112.00	112.00
July	113.90	113.01	114.00	113.50
Sept	113.45	114.00	—	—

COPPER 25,000 lbs, cents/lb

	Close	Prev	High	Low
May	62.40	62.30	62.50	61.90
June	62.20	62.10	—	—
July	62.00	61.90	62.10	61.50
Sept	62.25	62.05	62.30	61.85
Dec	62.55	62.40	62.65	62.20
Jan	62.70	62.60	—	—
March	63.05	62.95	63.30	62.70
May	63.45	63.35	63.55	63.40
July	63.85	63.75	64.00	63.65
Sept	64.25	64.15	—	—

COTTON 50,000 lbs, cents/lb

	Close	Prev	High	Low
May	56.54	57.94	58.15	56.44
July	55.46	56.53	56.65	55.36
Oct	56.45	56.63	56.20	55.30
Dec	55.38	55.63	55.88	55.20
March	56.50	56.80	56.50	56.15
May	56.80	56.95	56.80	56.80
July	57.35	57.55	—	—

CRUDE OIL (LIGHT) 42,000 US gallons, $/barrels

	Close	Prev	High	Low
May	18.90	18.78	18.92	18.82
June	18.57	18.48	18.58	18.51
July	18.33	18.27	18.35	18.27
Aug	18.17	18.14	18.22	18.15
Sept	18.08	18.05	18.10	18.06
Oct	18.06	18.01	18.07	18.01
Dec	18.09	17.99	18.10	18.05
Jan	18.07	17.99	18.07	18.07
Feb	18.10	17.99	—	—

GOLD 100 troy oz, $/troy oz

	Close	Prev	High	Low
April	418.0	418.0	422.2	415.4
May	419.8	420.0	—	—
June	422.2	422.5	426.6	418.5
Aug	426.9	427.2	431.6	423.1
Oct	431.3	431.6	435.5	429.5
Dec	435.7	436.0	440.0	433.5
Feb	468.7	469.0	—	—
June	449.4	449.7	452.5	452.5

HEATING OIL 42,000 US gallons, cents/US gallons

	Close	Prev	High	Low
May	49.80	49.42	—	49.6
June	49.75	48.92	49.80	48.9
July	49.50	48.77	49.40	48.7
Aug	49.30	49.12	49.56	49.1
Sept	50.00	49.82	50.25	50.0
Nov	51.50	51.37	51.70	51.7

ORANGE JUICE 15,000 lbs, cents/lb

	Close	Prev	High	Low
May	132.10	131.25	132.20	130.5
July	130.30	129.90	130.50	129.0
Sept	127.90	127.00	127.90	126.9
March	123.60	123.40	—	—
May	123.60	123.40	—	—

PLATINUM 50 troy oz, $/troy oz

	Close	Prev	High	Low
April	567.0	560.0	569.0	551.
July	583.5	565.6	574.8	558.
Oct	581.0	569.8	579.0	561.
April	579.0	578.5	579.0	579.

SILVER 5,000 troy oz, cents/troy oz

	Close	Prev	High	Low
April	632.0	626.3	641.0	635
May	637.0	630.0	643.0	632
June	639.2	633.6	—	—
July	647.0	637.2	661.0	[illegible]
Sept	655.0	644.6	667.5	[illegible]
Dec	665.0	655.1	681.0	658
Jan	665.0	658.8	664.0	664
March	672.0	665.7	685.0	670
May	679.7	673.3	693.5	683
July	687.8	681.3	702.0	688

SUGAR WORLD "11" 112,000 lbs, cents/lb

	Close	Prev	High	Low
May	6.79	6.74	6.85	6.
July	6.94	6.92	7.00	6.
Sept	7.00	6.99	7.20	7.
Oct	7.14	7.11	7.21	7.
Jan	7.28	7.25	7.30	7.
March	7.54	7.44	7.59	7.
May	7.66	7.58	—	
July	7.84	7.80	7.84	7.

CHICAGO

LIVE CATTLE 40,000 lb, cents/lb

	Close	Prev	High	Low
April	68.22	68.02	68.45	67
June	64.45	64.57	64.75	64
Aug	60.17	60.27	60.50	60
Oct	59.35	59.57	59.70	59
Dec	59.45	59.56	59.70	59
Feb	59.00	59.00	59.30	59
April	60.00	60.10	60.25	60

LIVE HOGS 30,000 lb, cents/lb

	Close	Prev	High	Low
April	48.87	48.32	49.07	48
June	47.92	48.32	48.80	40
July	46.15	46.12	47.07	46
Aug	43.30	43.40	44.05	43
Oct	39.05	39.20	39.65	38
Feb	38.62	38.55	39.20	38
April	36.72	36.80	37.10	36
June	38.55	38.62	38.75	38

MAIZE 5,000 bu min, cents/56 lb-bushel

	Close	Prev	High	Low
May	158.4	161.4	160.4	15
July	162.2	165.0	164.0	16
Sept	167.0	168.6	168.4	16
Dec	174.4	175.6	176.2	17
March	181.4	182.4	183.0	18
May	183.4	184.6	185.2	18
July	185.4	186.0	186.2	18

PORK BELLIES 38,000 lb, cents/lb

	Close	Prev	High	Low
May	65.37	66.97	67.92	65
July	64.20	65.15	66.00	65
Aug	61.37	62.17	62.85	65
Feb	54.87	55.22	55.90	50
March	54.65	54.45	54.65	—
May	52.15	51.00	52.15	—

SOYABEANS 5,000 bu min, cents/60 lb-bushel

	Close	Prev	High	Low
May	497.6	499.6	499.6	[illegible]
July	496.8	500.6	500.6	[illegible]
Aug	498.4	500.4	500.4	[illegible]
Sept	492.4	493.4	494.0	[illegible]
Nov	493.4	494.2	494.2	[illegible]
Jan	499.4	501.2	501.0	[illegible]
March	507.0	509.0	507.0	[illegible]
May	511.0	514.0	511.0	[illegible]
July	511.0	514.0	511.0	[illegible]

SOYABEAN MEAL 100 tons, $/ton

	Close	Prev	High	Low
May	144.8	144.5	145.1	[illegible]
July	144.2	143.8	144.5	[illegible]
Aug	144.3	143.6	144.6	[illegible]
Sept	144.3	143.9	144.7	[illegible]
Oct	144.5	144.0	144.7	[illegible]
Dec	145.7	144.5	146.0	[illegible]
Jan	146.2	145.2	146.5	[illegible]
March	147.5	147.0	147.5	[illegible]

SOYABEAN OIL 60,000 lb, cents/lb

	Close	Prev	High	Low
May	15.41	15.63	15.60	[illegible]
July	15.76	15.84	15.93	[illegible]
Aug	15.91	16.08	16.07	[illegible]
Sept	16.07	16.24	16.23	[illegible]
Oct	16.20	16.33	16.35	[illegible]
Dec	16.50	16.64	16.65	[illegible]
Jan	16.52	16.65	16.68	[illegible]
March	16.85	16.85	16.75	[illegible]

WHEAT 5,000 bu min, cents/60 lb-bushel

	Close	Prev	High	Low
May	279.4	278.0	279.4	[illegible]
July	266.0	266.6	267.2	[illegible]
Sept	266.4	267.4	268.0	[illegible]
Dec	272.0	273.4	273.4	[illegible]
March	271.2	273.0	273.0	[illegible]
May	267.0	268.4	—	—

SPOT PRICES—Chicago loose lard 14.50 (same) cents per pound. Handy and Harman silver bullion [illegible] (628.0) cents per troy ounce. New York tin 315-8 (315-7) cents per pound.

FREIGHT FUTURES

Futures gained up to 13 points in the morning on expectations of a firmer BFI. The index rose 11 points with reports of Gulf/Japan fixing at $17.50. Levels on the futures reflected the physical's moving ahead in the afternoon and reached the highs before meeting light profit-taking, reports Clarkson Wolff.

	Close	High/Low	Prev.
Dry Cargo			
April	1070	1070/1060	1046/1048
July	941/943	946/934	925
Oct.	982/985	986/975	962
Jan.	965/970	965/950	960/965
Apr.	975/980	975/968	960/980
July	810	980	800
Oct.	930	—	900
Jan.	860	—	850
BFI.	1025	—	1014

Turnover: 344 (568).

RUBBER

PHYSICALS — The market opened about unchanged, met considerable selling throughout the day and closed on an easier note, reports Lewis and Peat. Closing prices (buyers): Spot 61.00p (60.75p); May 62.25p (same); June 61.75p (same). Kuala Lumpur fob prices (Malaysian cents a kilo): RSS No 1 227.5 (228.0); SMR 20 195.0 (195.5).

FUTURES—Index 594, May 590-605, June 590-605, July/Sept 590-605. Sales: Nil.

GRAINS

Old crop wheat eased sharply, reaching 50p down in early trading, reflecting weaker country values in response to the EEC decision to release another 300,000 tonnes of intervention feed wheat, but then steadied on merchant short-covering. New crops firmed on trade buying on both wheat and barley, reports T. G. Roddick.

Mnth	WHEAT Yest'rdy's close	+ or —	BARLEY Yest'rdy's close	+ or —
	£ per tonne		£ per tonne	
May	122.55	—	114.60	-0.25
July	125.05	+0.05	—	—
Sep	101.20	—	99.80	—
Nov	103.40	+0.10	102.40	+0.10
Jan	106.25	-0.25	104.95	+0.05
Mar	108.70	+0.10	107.25	—
May	111.25	+0.05	109.30	—

Business done—Wheat: May 122.50-1.85, July 125.10-4.50, Sept untraded, Nov 103.40, Jan 106.25-6.15, March 108.70, May 111.35-1.20. Sales 270 lots of 100 tonnes. Barley: May 114.80, Sept untraded, Nov 102.40, Jan 104.90, March 107.25, May untraded. Sales: 23 lots of 100 tonnes.

MEAT

MEAT COMMISSION—Average fatstock prices at representative mkts. GB—Cattle 94.57p per kg lw (-3). GB—Sheep 261.18p per kg est dcw (+41.19). GB—Pigs 79.46p per kg lw (+1.27).

FUTURES—Pigs: April 100.50, ov 100.70, sales 16.

OIL

Brent prices inched upwards in very thin trade. May WTI was unchanged at $18.91 on Nymex and traded at the same level at 1.30pm EST. In the petroleum products market gasoline continued to firm on buying interest from West Germany and from refiners. Gas oil and naphtha were stable in a quiet relaxed market. Fuel oil remained tight—Petroleum Argus, London.

	Latest	Change + or —
CRUDE OIL—FOB ($ per barrel)—May		
Arab Light	—	
Arab Heavy	—	
Dubai	17.05-17.15*	-325
Brent Blend	18.60-18.65	-125
W.T.I. (1pm est)	18.90-18.95*	-305
Forcados (Nigeria)	—	
Urals (cif NWE)	—	
PRODUCTS—North West Europe Prompt delivery cif ($ per tonne)		
Premium gasoline	203-205	.5
Gas Oil	148-150	-
Heavy fuel Oil	110-111	-
Naphtha	170-172	.5

* May Petroleum Argus estims.

GAS OIL FUTURES

Month	Yestrdy's close	+ or —	Business done
	US $ per tonne		
Apr	150.50	+1.25	150[illegible]
May	149.25	+1.25	149[illegible]
June	148.50	+0.50	148[illegible]
July	147.75	+0.75	147
Aug	148.50	+0.75	146

Turnover: 2,170 (2,150) lots of 100 tonnes.

HEAVY FUEL OIL

Month	Yesterday close	+ or —	Business Done
	US $ per tonne		
Apr	—	—	
May	98.00	—	
June	—	—	

WORLD STOCK MARKETS

NEW YORK

Stock	April 3	April 2
AAR	33½	33¼
AGS Computers	36¾	36¼
AMCA	8⅞	8¾
AMR Corp	54	52⅝
ASA	62	60
AVX Corp	18¼	17⅛
Abbott Labs	65⅛	64¼
Acme Cleveland	13	12½
Adobe Rcs	10⅛	10¼
Advanced Micro	20⅞	19¾
Aetna Life	63	62⅛
Ahmanson (H.F.)	24¼	23
Air Prod & Chem	45⅝	44¼
Alberto-Culver	24¾	24
Albertson's	53½	52¾
Alcan Aluminium	40⅝	38⅝
Alco Standard	51¼	50⅝
Alexander & Al	30⅝	30½
Allegheny Intl	24⅝	24⅝
Allegheny Power	41⅞	41¼
Allied Bancshares	10¼	10
Allied Signal	46⅞	44⅞
Allis Chalmers	2¾	2¾
Alcoa	44⅛	42⅛
Amax	19¼	18⅞
Amdahl Corp	38	36½
Amerada Hess	34⅝	33⅞
Am. Brands	48¾	48⅝
Am. Can	48½	48⅜
Am. Cyanamid	95¾	92¾
Am. Elec. Power	28½	28
Am. Express	74¼	71¾
Am. Gen. Corp	40½	40
Am. Greetings	29⅛	29½
Am. Hoist	9⅛	9
Am. Home Prod	89⅝	87¾
Am. Intl Grp	73¼	72⅛
Am. Medical Intl	19⅛	19¼
Am Motors	4⅜	4¼
Am. National	38½	38½
Am. Petrofina	51⅝	51⅛
Am. Standard	49⅛	48
Am. Stores	65¾	64¼
Am. Tel. & Tel	24⅝	24⅛
Ameritech	90	88½
Ametek	32⅛	32⅝
Amfac	29⅞	29⅛
Amoco	85⅝	84⅛
AMP	54⅝	52⅝
Analog Devices	20⅜	19⅛
Anchor Hockg	31	31
Anheuser Bh	33⅝	32¼
Appollo Comp	21⅛	20¼
Apple Comp	71⅛	71⅛
Archer Daniels	20	19¾
Arizona Pub. Ser.	30¾	31
rkler	24½	23⅝
Armco	10⅝	10¼
Armstrong Wld	41⅝	41¼
Asarco	23⅛	23
Ashland Oil	60	60
Atlantic Rich	87	86⅛
Auto. Data Pro	48⅛	46⅛
Avantek	16	15¾
Avery Intl	24⅝	24⅛
Avnet	36	35¾
Avon Prod	31⅝	31⅝
Baker Intl	18⅝	17⅝
Bally Manfg	19⅜	19
Baltimore Gas	30⅝	31⅛
Banc One	26¾	25⅞
Bank America	11¾	11⅞
Bank Boston	31⅞	31⅞
Bank N.Y.	43⅛	43⅞
Bankers Tst.N.Y.	45¾	45⅝
Barclays ADR	33	33
Barnett Bks Fl	38⅛	36⅝
Barry Wright	18⅝	18⅝
Basix	8⅞	8⅛
Bausch & Lomb	47⅞	47¼
Baxter Trav	24¾	24⅝
Becor Western	15⅜	15¼
BectonDickinson	64¾	64¼
Beker Inds	0⅜	0⅜
Bell Atlantic	68⅜	66½
Bell Howell	48	47
Bell Industries	24½	24⅜
Bell South	40⅝	39⅝
Beneficial	51¼	50⅝
Beth Steel	11⅜	11
Betz Labs	47½	47⅛
Black & Decker	19¾	19⅝
Block (H. & R.)	55	54⅞
Blount Inc B	14¼	14
Boeing	52	51⅞
Boise Cascade	84¼	79⅝
Borden	58⅛	57
Borg Warner	48⅜	46⅞
Bowater Inc	40½	39⅝
Briggs Stra'n	36¾	35⅛
Bristl Myers	106	100¾
BritAirwaysADRs	20⅜	20⅝
B.P.	59⅝	59
Bt. TelecomADR	40	40⅛
Brockway Glass	38⅝	38¼
Brown Forman B	53	49
Brown Group	39¾	38¾
Brown & Sharp	18⅞	18⅞
Brown 'Ferris'	60¾	59¾
Brunswick	46⅞	46¾
Burlington Ind	45⅝	45¼
Burlington Nrth	71¾	67⅞
Burndy	17¾	17½
CBI Inds	29	28
CBS	159½	155⅞
CPC Intl	51¾	51⅛
CSX	33¾	32⅜
Cabot	34⅞	33⅞
Cameron Iron	17⅝	16⅞
Campbell Red L	30¾	29
Campbell Soup	70	69
Can. Pacific	19⅛	18⅞
Cannon Inc	8⅛	8⅛
Cap. Cities ABC	348	342½
Carlisle Corp	37½	37
Carolina Power	38½	38¾
Carpenter Tech	41⅞	41¾
Carter Hawley	60⅝	59⅛
Caterpillar	50	48¼
Centel	60⅞	59⅞
Centerior En	22⅛	22¼
Centex	33⅞	32¾
Central & SW	34¼	34⅛
Certain-Teed	38¼	37⅛
Champ Home Bld	1⅞	1¾
Champ Int	42⅛	40½
Champion Spark	13	13
CharterCo	5⅝	5⅝
Chase Manhatt'n	38⅞	39⅜
Chemical NY	45⅝	44⅛
Chevron	60	59⅛
Chrysler	56½	56

Stock	April 3	April 2
Chubb	65	65¼
Cigna	63	61⅝
Cincinnati Mil	26⅞	24⅞
Citicorp	51¾	52¼
Clark Equipment	24½	23⅞
Cleve Cliffs Iron	11⅜	10⅝
Clorox	63½	65⅛
Coastal Corp	31¼	30¾
Coca Cola	46	44¾
Colgate Palm	47¾	45⅞
Colt Inds	14¼	14
Columbia Gas	49⅝	49¼
Combined Int	55¾	53⅞
Combustion Eng	34⅞	34¼
Commonw'th Ed	35⅞	35⅞
Comm. Satellite	33¼	32¾
Comp. Sciences	59¼	59⅝
Computervision	19¼	19⅛
Con Agra	32	31⅝
Cons. Edison	43⅛	43⅞
Cons. Freight	34⅞	34¼
Cons. Nat. Gas	42	40⅜
Cons. Paper	60½	60¼
Consumer Power	19¼	19
Contl. Corp	50	48⅜
Contl. Illinois	4¾	5
Cont. Illns Hldgs	0¼	0¼
Contl. Telecom	32⅝	32½
Control Data	33	31½
Converg. Techs	10¼	9⅛
Cooper Inds	57⅞	56⅛
Coors Adolf	27¼	26⅝
Copperweld	6⅜	6¾
Corning Glass	65½	62¼
Corroon & Black	33¼	33⅜
Crane	43½	41¾
Cray Research	134¾	131½
Crown Cork	126⅛	126⅝
Cummins Eng	80⅛	79⅝
Curtiss Wright	60	60
Daisy Systems	10⅞	10¼
Damon	18⅛	18
Dana	44⅛	43½
Data Gen	33⅝	31¾
Datapoint	6¼	6¼
Dayco	31⅛	31⅞
Dayton Hudson	45⅝	44⅞
Deere	29⅜	27⅞
DeltaAir	57¾	57
Delux Chk Print	38	36¼
Detroit Edison	17¾	17½
DiamondShamrk	16⅞	16¾
Diebold	56⅝	56⅛
Digital Equip	169	164⅞
Disney (Walt)	66⅛	64¼
Dome Mines	13	12⅞
Dominium Res	45	44¾
Donnelly (RR)	75¾	74⅜
Dover Corp	60¼	59⅛
Dow Chemical	83	79½
Dow Jones	53	52
Dravo	18¾	18⅞
Dresser	28⅝	28
Duke Power	46	45⅝
Dun & Bradstreet	131⅞	125¾
Dupont	119⅝	116
EG & G	33⅝	32⅞
E Systems	36⅜	36⅛
Eastern Gas & F	29	28⅜
Eastman Kodak	79	76¾
Eaton	78½	78⅞
Echlin Mfg	23⅛	23
Emerson Elect	109¼	105
Emery Air Fg	13¼	13⅛
Emhart	40⅝	40⅛
Englehard Corp	29⅛	29⅛
Enron Corp	47¼	45⅛
Ensearch	22¾	22
Ethyl	30½	30⅝
Exxon	90	89¾
FMC	31¼	29⅞
FPL	31⅝	31¼
Farmers Group	45½	46
Fedders	7½	7⅝
Federal Co	50⅝	47¾
Federal Exp	65¾	64
Federal Mogul	44¼	43¾
Fed. Nat. Mort	43¾	43¾
Fed. Paper B'rd	42¾	41¼
Fed. Dept. Stores	101⅞	98¾
Fin Corp	8⅛	7⅝
Firestone	37⅝	35¾
1st Chicago	29⅛	29⅜
1st City Bank	3⅞	4
1st Interstate	59⅞	58⅝
1st Mississippi	11⅞	11¾
1st Penn	10¾	10¾
1st Wachovia	41⅞	42⅝
Fishback	31¼	21
Fisons	39¼	39⅝
Fleetwood	31¼	30¾
Florida Progress	38	38⅛
Fluor	16⅛	16
Ford Motor	87⅝	85⅞
Fort H'wd Paper	58	57⅜
Foster Wheeler	16⅝	16¾
Freeport McN	26⅝	26½
GAF	53⅝	53¼
GATX	42¾	42¾
GEICO	126¾	125⅛
GTE Co	41⅛	39⅞
Gallagher A.J	23	23½
Gannett	46⅛	46
Geico	22½	22¼
Gen. Am. Invest	20⅛	20¼
Gen. Cinema	52⅞	51⅝
Gen. Dynamics	71⅝	71⅞
Gen. Electric	109¾	105⅞
Gen. Instrument	28½	27¼
Gen. Mills	52	49⅞
Gen. Motors	79¾	78⅝
Gen. Pub. Utilities	24½	24⅜
Gen. Reinsur'nce	60⅜	59½
Gen. Signal	47⅞	48
Gen. Tire	115¼	117¼
Genentech	55¼	56½
Genrad	11¼	10⅞
Genuine Parts	53⅛	51¼
Georgia Pac	50¾	49⅞
Gerber Prod	49	48⅛
Gillette	61⅞	61⅛
Global Marine	2⅞	2¾
Goodrich (BF)	57	54⅞
Goodyear Tire	59⅝	57
Gould	17¼	17
Grace	56¼	54¾
Grainger (W.W.)	47	44⅛
Gt. Atl. Pac. Tea	34¼	32⅞
Gt. Nthn. Nekoo	95⅛	91¾
G. West Financl	50⅞	49⅜
Greyhound	38⅛	37¾
Grow Group	14⅛	14⅜
Grumman	30¼	30
Gulf & Western	76¾	75½
Gulf States Utl	8⅛	8⅛

Stock	April 3	April 2
Hall (FB)	13⅞	13⅝
Halliburton	36¼	36¾
Hanna Mining	23	23
Harcourt Brace	35⅝	34⅞
Harris Corp	39½	38⅛
Harsco	32⅞	32⅛
Hecla Mining	19	18
Holleman Brew	29¾	28¾
Heinz (HJ)	47⅞	47
Helmerick & P	29⅛	28¾
Hercules	57¾	56¾
Hershey	27⅜	26¾
Hewlett Packard	58½	55⅞
Hilton Hotels	90¼	86½
Hitachi	64½	64
Holiday Inns	83¾	82⅜
Holly Sugar	104	104
Home Depot	29⅛	28¾
Homestake	33½	32⅝
Honeywell	73¾	70¾
Hormel	39⅝	39¼
Hospital Corp	38⅜	37¾
Household Int	59⅛	59⅝
Houston Inds	35¾	36⅛
Hughes Tool	14⅝	14
Humana	26⅛	25⅞
Husky Oil	8⅞	8¾
Hutton (EF)	42⅜	41¾
IC Inds	33⅞	33¾
ITT	62⅝	60¾
IU Int	20¼	19⅞
Ideal Basic Ind	4⅝	4⅝
Illinois Power	28	28
ICI ADR	85	84¼
Imp Corp Amer	18⅞	17¾
INCO	16¾	16⅞
Ingersoll Rand	80	79½
Inland Steel	24	23⅝
Intel	43¼	40⅛
Interco	45⅛	44⅞
Inter First Corp	5⅝	5⅜
Intergraph	22	22
Interlake Corp	45½	42⅜
IBM	149¾	148⅞
Int. Flavours	49⅛	46⅝
Int. Income Prop	14⅝	14⅝
Int. Min. & Chem	32½	31⅞
Int. Multifoods	30⅛	29⅞
Int. Paper	114¼	109½
Irving Bank	44⅛	45
Jaguar ADR	9⅛	9⅛
James River	40½	39½
Jeffn-Pilot	34	33⅞
Jim Walter	58⅞	57¾
Johnson-Contr	32⅛	31⅜
Johnson & Jns	89⅞	88⅞
Joy man	34	33⅞
K. Mart	67¾	64⅛
Kaiser Alum	18⅛	17
Kaneb Service	2⅛	2⅛
Kaufman Brd	27¼	25¾
Kellogg	60⅜	58⅝
Kemper	33½	33¾
Kennametal	29¾	29
Kerr MGee	36⅝	35⅛
KeyCorp	28⅝	28¾
Kidde	36⅝	35⅝
Kimberly-Clark	115	113⅝
Knight Rdr. Inc	53½	52⅝
Koppers	39⅞	37
Kraft Inc	60⅝	58½
Kroger	35¼	34½
LTV	3⅞	3¾
Leaseway Trans	50⅛	50⅛
Lilly (Ell)	97	96
Lin Broadcasting	35¾	35¼
Lincoln Nat	49¼	49⅛
Litton Inds	90½	90⅛
Lockheed	52¾	52⅝
Loews	70⅛	67⅞
Lone Star Inds	41⅛	39⅜
Lone Star Tech	13⅝	13¼
Long Isl. Light	10⅝	10⅛
Longs Drags Sts	35⅛	34¼
Lotus Duval	27¼	25¼
Louisiana Land	40	38⅝
Louisiana Pac	38⅝	37¾
Lowes	32⅛	31
Lubrizol	39¼	37⅜
Lucky Strs	30⅜	30⅞
M/A Com Inc	14⅝	14⅛
MCA	48¾	47¼
MCI Comm	6¾	6⅛
Mack Trucks	17⅛	17¼
Macmillan	67¼	64¾
Manfc Hanove	42¼	42⅝
Manville Corp	2⅛	2⅛
Mapco	65⅝	64⅜
Marine Mid	45⅞	46⅜
Marion Labs	70⅛	68½
Marriot	40	38⅛
Marsh McLennan	65⅜	64¾
Martin Marietta	51⅝	50¼
Masco	40	38⅛
Mass Multi Corp	43⅞	44¼
Mattel	10¾	10¾
Maxxam	13¼	13⅛
May Dep. Strs	48⅛	46⅛
Maytag	59⅝	58⅛
McCulloch	13¾	13⅝
McDermott Inc	30½	28¾
McDonalds	82¼	78½
McDonnel Doug	79⅞	78⅝
McGraw Hill	67½	65
McKesson	38¾	38¾
Mead	70¼	68¾
Medtronic	86⅛	85¼
Mellon Natl	40½	44⅜
Melville	76⅛	72⅛
Mercantile Strs	118	119
Merck	162¼	156⅛
Meredith	35¾	35⅜
Merrill Lynch	44⅛	42¼
Mesa Ltd. Part	16½	16⅛
Micom Systems	16	15⅛
Mid Sth Util	13¾	13⅞
Millipore	43¼	43
Minnesota Mine	131½	128½
Mitchell Energy	14⅞	14⅝
Mobil	49½	48⅞
Mohasco	34	32⅛
Molex	53	53
Monarch M/T	16⅛	16½
Monolithic Mem	15⅛	14½
Monsanto	80¾	78¾
Moore McC'mck	23⅞	23
Morgan (JP)	43⅞	43⅜
Morgan Stanley	71½	70¾
Morrison Knud	51½	51⅛

Stock	April 3	April 2
Morton Thiokol	48⅜	48⅝
Motorola	57⅛	55¾
Multimedia	54½	54¼
Munsingwear	11⅝	11⅛
Murphy Oil	35⅜	35⅝
Nalco Chem	34⅞	34⅛
Nat. Dist. Chem	62⅜	61
Nat. Intergroup	16½	15½
Nat. Medical Ent	29⅞	29⅝
Nat. Semiondctr	16	15¾
Nat. Service Ind	27⅛	26
Nat. WestBk ADR	28½	28⅝
Navistar Intl	7⅛	7
NED Bancorp	34	33½
NCNB	26	24½
NCR	69¼	68½
Netwrk Systems	14⅝	14⅝
New England El	28⅜	28⅞
NY State E & G	28⅛	27⅞
NY Times	42⅝	42⅝
Newmont Min'g	92½	91⅝
Niag. Mohawk	17⅛	16⅝
NICOR Inc	31⅞	32
Nike B	18	17¾
NL Industries	7¼	6⅝
Noble Affiliates	17¾	17⅞
Norstrom	57⅛	55
Norfolk South'rn	96⅝	93⅝
Nth Am Coal	27¾	26½
Nth Am Philips	40¼	40⅜
Northeast Util	25⅛	24⅞
Nrth Indiana PS	11⅝	11¼
Nrthn State Pwr	32⅝	32
Northrop	51¾	52
N West Airlines	62⅜	61¼
Norwest Corpn	40½	39⅞
NWest Steel W	18¾	18¾
Norton	46¼	45
Novo Inds ADR	39¼	38⅝
Nynex	66	64¾
Occidental Pet	36⅜	35⅛
Ocean Drill Exp	31⅛	30½
Ogden	57⅜	56⅝
Ogilvy Group	35½	35¼
Ohio Casualty	45½	45¼
Ohio Edison	21⅛	20¾
Olin	51	49¼
Oneok	43¼	42⅝
Orient Ex. Htls	3¼	3⅛
Outboard Marine	34⅝	34⅜
Overseas Ship	24⅝	23½
Owens Corning	25⅝	25½
PACCAR	59½	59
PHH Group	38	37⅞
PNC Financial	46⅞	45⅞
PPG Inds	47	46
Pac. Gas & Elec	21⅞	21⅞
Pac. Lighting	57¼	55¼
Pacificorp	35⅝	35⅝
Pac. Telecom	18	18
Pac. Telesis	27	26⅜
Pall	34⅞	32¾
Pan Am. Air	4⅛	4⅛
Panhand Pipe	32½	32¼
Paradyne	6¼	6⅛
Parker Drilling	5⅞	5⅝
Parker Hannifin	34⅝	34⅛
Payless Cashw	25⅞	26¼
Penn Central	57⅛	58
Penn Pwr & L	38⅝	38⅝
Penney (JC)	104	100⅛
Pennzoil	81⅝	80⅜
Peoples Enrgy	23¼	22⅞
Pepsico	34	33¾
Perkin E.mer	39¼	37⅝
Petrie Stores	31¼	31⅛
Pfizer	74⅞	73⅞
Phelps Dodge	30¾	30¼
Philadel. Elect	22¼	22¼
Philip Morris	91¼	86⅝
Phillips Pet	16¾	16
Pic N'Save	27¼	27⅝
Piedmont Aviatn	68	68
Pillsbury	41¼	41⅛
Pioneer Hi Bred	34¾	34¼
Pitney Bowes	43⅛	42
Pittson	13⅜	13½
Plessey	36⅞	36⅝
Pogo Producing	7¾	7⅞
Polaroid	77⅝	76¼
Policy Mgt. Sys	28	27½
Potlatch	81⅛	78½
Potomac El. Pwr	47¼	47½
Prab Robots	3	3
Premier Ind	36¾	36¾
Price Co	48	47½
Primark	28⅛	28⅜
Prime Computer	21¼	21⅜
Procter Gamble	97¼	92¾
Pub. Serv. E&G	39⅝	39⅛
Pub. S. Indiana	16⅜	16¾
Pullman P'body	9	8½
Purolator	40⅝	40¼
Quaker Oats	49	47⅜
Quanex	5¼	4⅞
RJR Nabisco	58	56½
Ralston Purina	81⅝	79¼
Ramada Inns	8⅜	8⅛
Rank Org ADR	10½	10⅜
Raychem	101	99½
Raytheon	80½	78½
Reading Bates	3⅝	3⅝
Redman Inds	9⅜	9¼
Reichhold Chem	47¼	46
Republic Banc	22⅛	22⅛
Research Cott	34¾	34¼
Resort Intl. A	58⅝	58
Raxnord	26¼	26
Reynolds Mtls	64⅛	62¾
Rite Aid	38⅛	37¼
Roadway Exps	37¾	36½
Robins (A.H.)	21¼	20
Rochester Gas	18⅜	18¾
Rockwell Intl	60⅛	56¾
Rohm & Hass	44⅞	43⅜
Rollins	18¾	18⅝
Rouse	35½	34½
Rowan	7⅛	7⅛
Royal Dutch	122¼	120¼
Rubbermaid	27¼	27⅜
Ryan Homes	47¼	47⅛
Ryder System	41⅛	40¼
Rymer	23¼	23
SPS Tech	40	40
Sabin Court	17¾	17
Safeco	54¾	54⅛
St. Paul Cos	47⅛	46¾
Salomon Inc	38½	38⅛
Santa Fe SPac	41	39⅞
Sara Lee	47¼	46
Saul BF	17⅛	17¼
Scandinavia Fd	9⅞	9¾
Schering Plough	95¾	92½

Stock	April 3	April 2
Schlumberger	44¼	43½
Scientific Atlan	17⅛	16⅞
Scott Paper	79⅞	78½
Sea Containers	16⅞	16⅛
Seagate Tech	38	37½
Seagram	76¾	75¼
Sealed Power	34⅞	33⅜
Sears Roebuck	54¼	53
Security Pac	36	35½
Service Master	27¼	27
Shared Med. Sys	34½	34½
Shell Trans	81⅞	81⅝
Sherwin Wms	36⅞	37
Sigma Aldrich	45¼	45¾
Singer	47¼	46⅞
Skyline	17¼	17¼
Slatterly Group	25½	26½
Smith Int	5	4⅝
Smith Kline	107½	105⅝
Sonat	35	33⅞
Sonoco Prods	49½	49
Sony	20	19⅞
Southeast Bankg	28	28¼
Sth. Cal. Ed ison	31⅝	31⅞
Southern Co	25⅝	26⅝
Sth N.Eng Tel	54⅝	54
Southlands	51½	50⅛
S'Westn Airlines	22	21½
S'Westn Bell	117	115¾
Spring Inds	59½	58¾
Square D	50¼	49⅞
Squibb	156¾	149⅛
Stanley (A.F.)	28¼	27⅛
Std. Brands	26	24⅜
Std Oil Ohio	70¾	70¾
St. Products	46⅞	46½
Stanley Works	34⅛	33¾
Sterling Drug	54⅜	55¼
Stevens (J.P.)	44⅜	46¾
Storage Tech	4¼	4⅛
Stratus Comp	36¾	37
Subaru Amer	18⅛	18⅞
Sun Co	71⅝	69⅞
Sunderstnd	62	62
Sun Trust	24⅞	24⅜
Super Value Str	28⅛	27½
Syntex	80⅛	77¼
Sysco	37	35⅝
TIE Comms	3¼	3⅜
TRW	109¼	104¼
Taf	157½	156
Tambrands	64⅞	64¾
Tandem Comp	73½	72⅛
Tandon	5¾	5⅝
Tanoy	50⅞	49⅛
Tektronix	35⅞	35¼
Teledyne	338¾	331⅞
Telerate	34	34¼
Temple Inland	64¾	64½
Tenneco	49⅛	48⅝
Tesoro Pet	12¼	12¼
Texaco	37⅝	37¾
Texas Comm Bk	31¾	31¾
Texas Eastern	37	35¾
Texas Instrumnt	197	193
Texas Utilities	33	33
Textron	69¾	69
Thomas Betts	50½	50½
Tidewater	5⅝	5⅜
Tiger Int	12⅝	12⅝
Time Inc	92¾	86
Times Mirror	84⅛	81
Timken	55½	55
Tom Brown	0½	0½
Tonka Toys	22¼	21⅜
Torchmark	29½	29
Tosco	2⅞	2⅞
Total Pet	23⅞	23⅛
Toys R US	38¼	37⅜
Transamerica	33⅜	33⅜
Transco Energy	48	47⅝
Trans World	17	16¾
Travelers	47⅞	47¾
Tribune	77⅛	76⅝
Tricentrol	2⅞	2¾
TriContinental	32¼	31⅞
Trinova Crp	66½	66⅝
Triton Energy	18¾	18¾
Tyler	15⅝	14⅝
UAL	59⅛	57⅝
USX	28⅞	28⅛
Ucoel Corp	31⅝	30¼
Unilever N.V.	287½	286⅝
Union Camp	68⅝	66⅝
Union Carbide	29	27⅜
Union Electric	28½	28⅛
Union Pacific	79	77⅞
Unisys	101⅝	98⅝
United Brands	48¾	47¾
Unocal	40⅞	39⅛
USAIR Group	43¼	42⅛
US Fidelity & Gr	43⅛	42
US Gypsum	41⅛	41⅝
US Home	7⅝	7⅛
US Shoe	27¼	27⅝
US Surgical	27¾	25⅜
US Tobacco	27¾	28
US Trust	39¼	39¼
US West	55⅜	54½
Utd. Technolog	51⅜	49⅞
Utd. Telecomms	30⅛	29¾
Upjohn	128	123¼
VF	39	37¾
Valero Energy	13⅛	12½
Varian Assocs	27¼	26⅞
Varity Corp	2¼	2¼
Verntron	10⅝	10½
Vulcan Materials	138	137½
Walnoco Oil	6⅛	6
Walgreen	36⅝	36
Wal-Mart Stores	58⅛	56¾
Wang Labs B	15¾	15⅝
Warner Comms	32⅜	29⅞
Warner Lambt	76¼	74½
Washington Post	182	183
Waste Mngmt	75	72⅝
Watkins-Johnson	33⅞	33½
Weis Markets	42¾	42¾
Wells Fargo	50	50⅝
Wendy's Intl	12¼	12
W Point Peppl	65¼	65¾
West Nth. Am.	0⅞	0⅞
Western Publish	14⅛	14⅛
Western Union	3⅜	3⅜
Westinghouse	67¾	65¾
Westvaco	52⅞	51¼
Weyerhaeuser	56½	55
Wheeling Pitts	7	7
Whirlpool	38⅝	37½
Whittaker	34⅛	33¾
Willamette Inds	57¾	57¾
Williams Co	31⅝	31⅜
Winn-Dixie Str	48	46½
Winnebago	14⅛	14
Wisc Elec Power	49¼	49¾
Woolworth	53	51
Worthington	20½	20⅛
Wrigley	51	50½
Xerox	77⅝	76⅛
Yellow Frt Sys	35½	34⅝
Zapata	4⅛	3¾
Zayre	28⅛	28⅛
Zenith Elect	26⅞	26⅛
Zero	18⅜	18⅛

WALL STREET

Record 69.89 one session advance

STOCKS SCORED their biggest one session gain ever on Wall Street yesterday, climbing to a record in extremely active trading. A strong Bond market, triggering arbitrage related buy programmes and drawing many short sellers in to even up positions, propelled stocks sharply higher.

The Dow Jones Industrial Average shot ahead 69.89 to a record close of 2390.34 and up 54.54 on the week. Six sessions ago, on March 26, the market reached its previous record of 2372.59 before going into a two session tailspin that landed it 94 points lower at the close on Monday.

The NYSE All Common index, at $170.20, rose $3.44 on the week. Advancing issues led declines by a 10-to-three margin as volume jumped to 215m (183m).

"This was a startling performance in a week that began with a nervous selloff and growing anxiety about inflation, interest rates and trade friction," Alan Ackerman of Gruntal and Co said.

"The market revealed its fears for one flashing moment at the beginning of this week and investors learned what they should be cautious about," Monte Gordon of Dreyfus said.

Traders said a lot of investors, seeing the nervousness of the market earlier in the week were betting for further declines yesterday.

"The only logical conclusion for gains like this," Kidder's Thomas Ryan said, "is that pension funds of major American institutions decided that the market did so well in the first quarter that they can't afford to be out of the market."

Time, which presented a bullish scenario of its growth prospects to analysts, were lifted $6½ to $92¾ in active trading.

IBM regained $1½ to $149¾, Digital Equipment rose $4¼ to $169¼, Honeywell $3 to $73¾, Hewlett Packard $2⅝ to $58½ and Cray $3¼ to $134¾.

Pharmaceuticals posted big gains, propelled by expectations that first-quarter earnings due in a few weeks will be sharply higher. Squibb advanced 7¾ to $156, Merck $5¼ to $162, Bristol Myers $5¼ to $106 and Upjohn $5 to $128.

THE AMERICAN SE Market Value index rose 5.22 to 340.46, for a gain of 2.35 on the week.

Advances led declines 415-to-205 in a volume of 15.35m (14.40m) shares.

CANADA

Stocks soared higher in very heavy trading to reach another record high close, capping a two day rally that erased a 67-point downturn on Monday.

The Toronto Composite index climbed 62.90 to 3847.00. Oil and Gas moved up 71.6 to 4070.6 and Golds jumped 255.4 to $571.2.

Foreign investor interest continued to bolster the market.

Base metal producer Noranda gained $1 to $31¼ — 56 miners trapped underground by a fire at its Murdochville copper mine were rescued safely. Damage was estimated at $10m.

Northern Telecom surged $3⅝ to $59⅝ — it expected 1987 profit to exceed last year's results in each quarter.

TOKYO

Shares rose to their second straight record close in heavy trade as the yen stabilised against the dollar and Japanese investors withdrew money from US bond holdings to reinvest in Tokyo stocks.

The Nikkei Dow market average finished 43.13 up at 22,410.85 after 22,531.49, while Thursday's average soared 327.54 to a record closing high. Advances led declines by four-to-three in a turnover of 1.4bn (1.7bn) shares.

Brokers said shares were bought across a broad array of sectors on positive domestic news.

Communications, Warehouses, Rubbers, Retailers, some Financials, Oils, Pulp/Papers, Construction, Services, Trading companies, Fisheries and non-Ferrous Metals firmed.

News that Prime Minister Nakasone may compromise on a proposed Value Added Tax, or delay its enforcement, boosted Retail and Trading houses' shares.

Reports that the Government is also working on an initiative to speed up domestic spending bolstered shares related to the expansion of Japan's economy.

But Japanese investor switching from US bonds to Tokyo stocks as the yen rises pushed the index higher.

Nippon Telegraph and Telephone firmed on news that foreigners may be allowed, for the first time, to buy its shares when a second tranche of as many as 1.95m shares is floated towards the end of the year.

SINGAPORE

Again higher in moderate trading. The market still lacked fresh factors, however, but some local and overseas investors were purchasing selective issues.

The Straits Times Industrial index rose 15.98 to 1,075.18. Volume 25.0m (17.2m) units.

United Motor Works, up 1½ cents at $2 cents, led the actives on 3.3m shares, while Tan Chong Motors rose 3 cents to 52½ cents on 1.6m units and Sime Darby gained 5 cents to $2.76 on 1.1m units.

HONG KONG

Sharply lower under pressure from moderate institutional selling as bearish sentiment spread.

The Hang Seng index lost 29.42 to 2,679.99 and the Hong Kong index fell 17.44 to 1,724.50. Turnover HK$696.12m, against HK$772m.

Brokers said the controversy over the issuance of shares with proportionally higher voting rights will continue to overshadow the market until Cheung Kong, off 75 cents at HK$41.75, Hutchison, down HK$2 at HK$51, and Jardine Matheson, up 10 cents at HK$22.50, announce whether they will withdraw plans to issue "B" shares.

AUSTRALIA

Keen demand for leading Minings and Industrials pushed the Australian share market to record levels in busy trade.

Brokers said a feature of the market was continued strong interest in leading Mines, keenly sought by European investors overnight.

The all ordinaries index rose 24.7 to 1,721.5, passing Monday's record 1,712.1, the All Industrials 24.1 to 2,582.5, a record, the All Resources 25.0 to 1,065.8, the Gold index 65.6 to a record 2,915.3 and Metals and Minerals 36.0 to 965.1.

National turnover 187.5m shares worth $A343.3m, with rises outnumbering falls almost five-to-three.

CSR were heavily traded, climbing 3 cents to A$4.25 on 6.6m shares—this included a special sale of 6m shares at A$4.30 each by broker County Securities.

GERMANY

Mixed with some demand from domestic investors towards the end of the session.

Dealers said foreigners took profits at the start of trading in reaction to this week's steep gains, and a more than one pfennig drop in the value of the dollar. But bargain hunting towards the end sent share prices up again.

Expectations company earnings will remain strong this year underpinned generally favourable sentiment. The Commerzbank index of 60 leading shares, calculated at midsession, eased 9.3 to 1,835.3.

AEG held unchanged at DM 319.50, unaffected by news it will co-operate with INTEL Corp of the US on the development of automation systems.

PARIS

French shares firmed toward the close in active trade, buoyed by foreign buying. Gains outnumbered declines by seven-to-four.

Avions Dassault moved up to Frs 1,320 on reports the State was planning to sell part of its 46 per cent stake

SWITZERLAND

Domestic stocks firmer following high turnover on strong domestic buying. Foreign investors were generally cautious.

All sectors generally saw higher prices, but gains of major banks, led by the Credit Suisse Bearer, up Frs 40 at 3,200, were narrowly restricted.

NEW YORK INDICES

DOW JONES	April 3	April 2	April 1	Mar. 31	Mar. 30	1986/87 High	1986/87 Low	Since Comp High	Since Comp Low
*Industrials	2390.34	2320.45	2316.05	2304.69	2276.41	2390.34 3/4/87	1502.29 22/1/86	2390.34 3/4/87	41.22 2/7/32
Home Bnds.	93.28	93.52	93.53	93.82	94.06	95.51 9/2/87	85.75 14/1/86	—	—
Transport	951.43	928.90	935.15	919.69	915.21	958.21 5/3/87	686.97 (9/1/86)	958.21 5/3/87	12.32 8/7/32
Utilities	213.52	211.31	210.39	212.69	212.17	227.83 21/1/87	169.47 22/1/86	227.83 22/1/87	10.5 8/4/32

*Day's High 2402.41 (2347.59) Low 2307.67 (2299.29)

STANDARD AND POOR'S	April 3	April 2	April 1	Mar. 31	Mar. 30	1986/87 High	1986/87 Low	Since Comp High	Since Comp Low
Composite‡	300.41	293.63	292.39	291.70	289.20	301.64 24/3/87	203.49 22/1/86	301.64 24/3/87	4.40 1/6/32
Industrials	347.31	338.97	337.13	335.53	332.35	347.31 3/4/87	224.48 22/1/86	347.31 3/4/87	3.62 21/6/32
Financials	29.94	29.53	29.54	29.79	29.74	31.51 6/3/87	25.19 22/1/86	31.51 6/3/87	8.64 1/10/74
N.Y.S.E. COMPOSITE	170.20	166.76	166.04	165.89	164.56	171.08 24/3/87	117.75 6/3/86	171.08 24/3/87	4.46 25/4/42
AMEX. MKT VALUE	340.46	335.24	331.65	332.66	331.17	340.46 3/4/87	240.30 4/2/86	340.46 3/4/87	29.13 9/12/7
NASDAQ OTC COMP.	—	432.07	428.34	430.05	427.07	439.84 20/3/87	323.01 19/1/86	439.84 20/3/87	54.87 3/10/7

DIVIDEND YIELDS	Mar. 27	Mar. 20	Mar. 13	Mar. 6	year ago (approx)
Dow Industrial	2.86	2.86	2.96	2.95	3.54
	Mar. 25	Mar. 18	Mar. 11	Mar. 4	
S and P Industrial	2.44	2.50	2.53	2.55	3.05
S and P ind P/E ratio	22.15	21.85	21.31	21.10	16.80

TRADING ACTIVITY Volume † (Millions)	April 3	Apr. 2	April 1
New York	213.39	182.95	182.63
Amex	15.35	14.41	12.72
O.T.C.	—	150.24	143.32

New York	April 3	Apr. 2	April 1
Issues Traded	1,969	1,961	1,992
Rises	1,211	941	582
Falls	415	611	1,051
Unchanged	345	409	359
New Highs	—	89	38
New Lows	—	16	27

CANADA

TORONTO	April 3	Apr. 2	April 1	Mar. 31	Mar. 30	1986/87 High	1986/87 Low
Metals & Minerals	—	3618.8	3596.5	3566.5	3590.1	3674.5 (25/3/87)	1917.4 (6/6)
Composite	3847.0	3784.1	3743.2	3739.5	3737.5	3847.0 (3/4/87)	2764.0 (17/2/86)
MONTREAL Portfolio	1909.7	1870.5	1847.1	1844.3	1841.7	1918.9 (25/3/87)	1386.8 22/1/8

NEW YORK ACTIVE STOCKS

Friday	Stocks traded	Closing price	Change on day
GCA	6,834,000	¼	+1/32
IBM	3,278,500	149¾	+1½
Ill. Power	3,151,800	28	—
Amer. Express	2,404,700	74⅝	+2⅝
Schlumberger	1,950,200	44¼	+1¾
Compaq Com	1,829,800	32½	+1⅛

	April 3	April 2	Apr. 1	Mar. 31	1986/87 High	1986/87 Low
AUSTRALIA All Ord. (1/1/80)	1721.5	1696.8	1691.1	1689.9	1721.5 (3/4/87)	1010.8 (2/1/86)
Metals & Mnls. (1/1/80)	885.1	829.1	815.2	808.0	885.1 (3/4/87)	481.1 (20/1/86)
AUSTRIA Creditbk Aktien (30/12/64)	200.22	197.04	196.20	197.42	266.64 (25/4)	198.20 (1/4/87)
BELGIUM Brussels SE (1/1/84)	4484.49	4436.06	4380.49	4328.17	4551.25 (24/3/87)	2786.91 (15/1/86)
DENMARK Copenhagen SE (3/1/83)	(u)	(u)	199.75	199.10	250.79 (18/4)	198.28 (11/11)
FINLAND Unitas Genl. (1975)	497.9	501.8	502.3	503.9	503.9 (31/3/87)	258.3 (2/1/86)
FRANCE CAC General (31/12/82)	456.9	452.7	454.4	448.7	469.4 (26/3/87)	267.8 (2/1/86)
Ind Tendance (31/12/86)	115.8	114.6	114.5	115.9	117.2 (25/3/87)	97.8 (2/1/87)
GERMANY FAZ Aktien (31/12/58)	604.98	602.74	605.95	586.39	753.89 (17.4)	539.32 (19/3/87)
Commerzbank (1/12/53)	1855.5	1844.5	1832.0	1780.5	2278.8 (17.4)	1653.2 (19/3/87)
HONG KONG Hang Seng Bank (31/7/64)	2679.99	2709.41	2695.91	2715.61	2958.05 (5/3/87)	1559.84 (19/5/86)
ITALY Banca Comm. Ital. (1972)	725.97	720.79	718.89	710.08	906.70 (20/5)	464.67 (24/1/86)
JAPAN** Nikkei (16/5/49)	22410.8	22387.7	22040.2	21566.7	22410.8 (3/4/87)	12881.0 (21/1/86)
Tokyo SE New (4/1/68)	1918.20	1915.64	1902.24	1871.19	1926.98 (28/3/87)	1025.85 (21/1/86)
NETHERLANDS ANP.CBS General (1970)	283.8	283.1	279.5	277.5	301.0 (5.9)	240.4 (3/3/86)
ANP.CBS Indust (1970)	260.9	259.0	254.3	252.9	305.9 (19/8)	254.0 (3/3/86)
NORWAY Oslo SE (4/1/83)	419.59	417.14	418.86	411.40	419.59 (3/4/87)	331.61 (4/3)
SINGAPORE Straits Times (30/12/66)	1075.18	1059.20	1045.94	1058.77	1082.39 (16/3/87)	583.34 (28/4)
SOUTH AFRICA JSE Gold (28/9/76)	—	1981.0	1975.0	1992.0	2121.0 (15/1/87)	1189.1 (21/4)
JSE Indust (28/9/78)	—	1747.0	1744.0	1740.0	1747.0 (2/4/87)	1019.5 (2/1/86)
SPAIN Madrid SE (30/12/85)	222.25	222.91	225.91	225.29	255.86 (25/2/87)	100.85 (3/1/86)
SWEDEN Jacobson & P (31/12/56)	(u)	2514.38	2522.20	2533.58	2672.78 (7/11)	1729.57 (29/1/86)
SWITZERLAND SwissBank Cpn (31/12/58)	538.8	583.1	588.9	583.1	619.6 (6/3/87)	497.2 (4/6/86)
WORLD MS.Capital Intl. (1/1/70)	—	459.5	457.4	455.4	441.5 (27/3/87)	249.5 (25/1/86)

** Saturday March 28: Japan Nikkei 22,178.0. TSE 1,926.68.

Base value of all indices are 100 except Brussels SE—1,000, JSE Gold—255.7, JSE Industrials—264.3, and Australia, All Ordinary and Metals—500; NYSE All Common—50; Standard and Poors—10; and Toronto Composite and Metals—1,000. Toronto indices based 1975 and Montreal Portfolio 4/1/83. † Excluding bonds. ‡ 400 Industrials plus 40 Utilities, 40 Financials and 20

CANADA

Stock	April 3	April 2
Abitibi-Price	39½	39
Abitibi Res	0.30	0.30
AMCA Intl	11¾	11⅜
Agnico Eagl	33½	32⅝
Alberta Energy	19⅝	19⅛
Alcan Aluminium	52⅞	50⅝
Algoma Steel	17½	18½
Bank Montreal	33⅞	33¼
Bank Nova Scotia	19	18⅝
BCE	42⅝	42⅝
Bombardier A	2.65	2.65
Bow Valley	18⅛	18¼
BP Canada Res	43	42⅛
Brascan A	38⅛	37⅜
BC Forest	20¾	20¼
CIL	31¾	31
CadillacFairview	35½	35
Cambell Red L	40¼	38
Can. Cement Pf	16⅛	16
Can. NW Energy	18½	18¼
Can. Packers	16⅝	16⅛
Can. Trustco	72	72
Can. Imp. Bank	21⅞	21½
Can. Pacific	25⅛	24¾
Can. Tire A	16½	16¼
Canfor	32⅝	32
Carling O'Kfe	17¾	17¾
Chieftain	12⅝	12⅜
Cominco	17¾	17½
ConigasMines	6⅛	6⅛
Cons. Bathst. A	20½	19¾
Coremark Int	3.25	3.10
Costain	15	14¾
Denison Mines	8⅛	8
Dofasco Inc	27	26⅞
Dome Mines A	17⅛	16¾
Dome Petroleum	1.08	1.04
Domtar	46¼	45½
Falconbridge	19⅜	1.92
Fed. Inds A	18	18⅛
Gendis A	20.00	19
Giant Y'knife	23¼	23
Gulf Canada	28½	28⅛
Hawker Sid. Can	26¾	27⅛
Hudson's Bay	28½	28¼
Husky Oil	11⅝	11⅝
Imasco	38¼	38⅝
Imperial Oil A	70⅞	69
Inco	22	21⅛
Indal	15½	15½
Interprov. Pipe	48⅝	48
Labatt (John)	25¾	25⅝
Lac Minerals	39¾	39⅞
Laurentian Grp	16	16
Loblaw	15	15
Macmil Bloedel	27⅝	78½
Magna Int	31⅝	3.14
McIntyre Mines	42¾	45½
Mitel Corpn	7¾	7⅞
Molson A	25¾	25½
Moore Corpn	33⅛	33⅝
Nat. Bank Can	16⅜	16
NBS	20⅝	20⅞
Noranda Inc	31¼	30¼
Norcen Energy	23⅝	23⅛
Nth. Telecom	59⅝	56
Nova Alberta	9	8⅝
Numac Oil & Gas	11	10¾
Oakwood Pet	3.10	3.20
Pancan Pet	34	33½
Placer Dev	44⅝	44
Power Corp	19¾	19¾
QuebecSturgeon	6	5¾
Ranger Oil	6⅝	6⅝
Reed Stenh'se A	39½	39⅞
Royal Bank Can	34	33⅝
Royal Trust A	35⅛	34½
Sceptre Res	4.60	4.55
Seagram	100⅛	98½
Sears Can. A	13⅝	13¼
Shell Can. A	40¾	40½
SHL System'hse	29.50	2.91
Stelco A	25¼	24¾
Teck B	37¼	36½
Texaco (Canada)	34⅞	34⅝
Thomson News A	31	31⅝
Toronto Dom. Bk	28¾	27⅞
Transalta A	30⅝	30½
Trans. Can. Pipe	20¾	20⅜
Varity Corp	3.00	2.58
W'Coast Trans	17	16⅝
Weston (Geo)	40	39

AUSTRIA

April 3	Price Sch.	+ or −
Credi'nst'lt pp	2,020	+30
Goesser	3,025	−75
Interunfall	12,750	−50
Jungbunzlauer	8,980	+10
Laenderbank	1,848	+106
Perlmooser	696	+18
Steyr Daimler	142	+2
Veitscher Mag	860	+20

BELGIUM/LUXEMBOURG

April 3	Price Frs.	+ or −
B.B.L.	3,150	+130
Banq.Gen. Lux	15,400	...
Banq.Int.A.Lux	14,800	...
Bekaert	10,950	+150
Ciment CBR	5,210	+160
Cockerill	138	−2
Delhaize	5,370	+20
EBES	5,380	+50
Fabrique Nat	1,660	+15
GB Inno BM	1,040	−4
GBL (Brux)	3,760	...
Generale Bank	6,800	+100
Gevaert	6,750	+100
Hoboken	7,140	...
Intercom	4,290	+60
Kredietbank	4,660	+110
Pan Holding	11,350	...
Petrofina	10,400	+300
Royale Belge	24,566	+81
Soc.Gen. Belge	3,460	−20
Sofina	14,150	+175
Solvay	10,275	+100
Stanwick Int	430	...
Tractebel	7,190	+150
UCB	9,800	−20
Wagons Lits	5,810	+10

DENMARK

April 3	Price Knr %	+ or −
Baltica Skand	875	−20
Cop Handels'nk	262	+4
D. Sukkerfab	325	+5
Danske Bank	333	+5
East Asiatic	177	+7
Forenede Brygg	850	...
GNT Hld	260	...
I.S.S.B	765	−10
Jyske Bank	510	+15
Novo Inds*	265	+4
Privatbanken	267	+4
Sophus Berend	805	+5
Superfos	203	+3

FINLAND

April 3	Price Mks	+ or −
Amer	225	−0.5
KOP	50.25	−0.75
Kone	209.5	+2
Finnish Sugar	99.75	−0.25
Nokia	170.5	−5.5
Pohjola 'B'	92.55	+0.50
Rauma-Repola	22.75	...
Stockmann 'B'	208	+5
USF 'C'	34.90	+0.15
Wartsila (811)	205.5	−5

NETHERLANDS

April 3	Price Fls	+ or −
ACF Holdings	63.5	+0.3
AEGON	90.6	−0.1
Ahold	108.2	−0.6
AKZO	137	−1
ABN	522	−2
AMEV	70.2	+0.4
AMRO	83.5	−0.1
Bredero Cert	50	...
Buehrmann Tet	52	+2.2
Dordtsche Pet'm	225	−1
Elsevier-NDU	260	−0.5
Fokker	50.8	...
Gist Brocades	48.3	−0.2
Heineken	177.5	−0.5
Hoogevens	34.3	−1.4
Hunter Doug NV	63.5	−0.9
IHC/Caland	23.7	+0.5
Int. Mueller	66	+0.8
KLM	42	+0.3
KNP	149.7	+1.8
Nat Ned Cert	77.5	...
Ned Mid Bank	168.5	+3.5
Nedlloyd	175.3	+0.8
Oce Grinten	400	+3
Ommeren (Van)	39.5	+0.2
Pakhoed	70.3	+0.4
Philips	49.7	...
Robeco	102.0	...
Rodamco	142.7	−0.6
Rolinco	91	+0.1
Rorento	61.3	...
Royal Dutch	245.7	−0.5
Unilever	585.5	−2.5
VMF Stork	27	+1.9
VNU	336	+10
Wessanen	83.5	+0.1
Watters Samson	122	+5

GERMANY

April 3	Price Dm.	+ or −
AEG	319.5	...
Allianz Vers	1,805	−5
BASF	276	+1
Bayer	318.5	−1
Bayer-Hypo	457	−1
Bayer-Verein	457	−2
BHF Bank	440	...
BMW	543	−2
Brown Boveri	316.6	−1.3
Commerzbank	280	−3
Cont'l Gummi	333.2	−1.8
Daimler-Benz	1032	+7
Degussa	492	+7.5
D'sche Babcock	212	−4
Deutsche Bank	686	+0.5
Dresdner Bank	358	−1.5
Feld-Muehle Nbl	292	−1.8
Henkel	498.5	+4.5
Hochtief	765	−1
Hoechst	278	−0.5
Hoesch Werke	111.5	+0.5
Holzmann (P)	440	...
Horten	230	−2
Hussel	576	−5
Karstadt	429.2	−2
Kaufhof	479.8	+2.5
KHD	151	−2
Kloeckner	65.5	+0.5
Linde	677	+6
Lufthansa	181	+2.5
MAN	184	+1.5
Mannesmann	176	+2
Mercedes Hld	863	+2.5
Metallgesell	399	+0.3
Muench Rueck	1,975	−25
Nixdorf	773	−0.8
Porsche	869	+4
Preussag	153	+5.5
Rhein West Elect	232	+10
Rosenthal	268	−12
Schering	625	−8
Siemens	714	+1.9
Thyssen	122	+0.5
Varta	340	...
Veba	275.5	−3
V.E.W.	162	−2.5
Verein-West	427	...
Volkswagen	352.8	+1.3

ITALY

April 3	Price Lira	+ or −
Banco Com'le	23,810	...
Bastogi-IRBS	681	−1
C.I.R.	6,370	−70
Credito Italiano	2,265xa	...
Fiat	12,880	−120
General Assicur	135,200	+500
Italcementi	93,400	+1,400
La Rinascante	1,280	+10
Montedison	2,775	−44
Olivetti	12,850	−150
Pirelli Co	7,140	−60
Pirelli Spa	5,380	−1
Saipem	4,699	+109
Snia BPD	4,700	−40
Toro Assic	32,000	...

FRANCE

April 3	Price Frs.	+ or −
Emprunt 4½% 1973	1,575	−24
Emprunt 7% 1973	8,070	+70
Accor	561	−1
Air Liquide	760	+15
BIC	855	−3
BNP	1,228	+20
Bongrain	2,790	−20
Bouygues	1,461	+46
BSN Gervais	5,260	+60
CIT Alcatel	2,990	+135
Carrefour	3,630	+2
Club Mediter'n	693	−5
Cie Bancaire	833xc	−17
Cofimeg	383.9	+3.9
Damart	2,970	+50
Darty	507	...
Dumez S.A.	2,385	+16
Eaux (Cie Gen)	1,525	+14
Elf Aquitane	341.5	−1.5
Essilor	3,370	−10
Gen.Occidentale	1,341	+16
Imetal	119	+3.5
Lafarge Coppec	1,679	+17
L'Oreal	4,515	+160
Legrand	5,620	−10
Maisons Phoenix	152.1	−2
Matra S.A.	2,700	+101
Michelin B	3,570	+87
Midi (Cie)	1,369	−1
Moet-Hennessy	2,415	−8
Moulinex	108	...
Nord Est	205.3	−1.7
Pernod Ricard	1,100	+20
Perrier	800	+7
Petroles Fra	497	+2.1
Peugeot S.A.	1,495	+35
Printemps (Au)	787	+12
Radio Tech	1,655	−10
Redoute	3,075	+45
Roussel-Uclaf	1,832	−20
Sefimeg	467	+2
Skis Rossignol	1,315	−10
Telemec Elect	3,485	+20
Thomson (CSF)	1,725	+90
Valeo	578	...

NOTES—Prices on this page are as quoted on the individual exchanges and are last traded prices. § Dealings suspended. xd Ex dividend. xc Ex scrip issue. xr Ex rights. xa Ex all. * Price

NORWAY

April 3	Price Kroner	+ or −
Bergens Bank	187	+13.5
Bergesen B	280	...
Christiania Bank	184	...
DenNorske Cred	163.5	+4.5
Elkem	98	+2.5
Kosmos	143.5	+2.5
Kvaerner	190.0	+4.5
Norcem	137.5	+0.5
Norsk Data	249	+1
Norsk Hydro	179	+3.5
Orkla-Borregaad	457	−3.5
Storebrand	349	+5

SPAIN

April 2	Price Pts %	+ or −
Bco Bilbao	1,490	−13
Bco Central	1,035	−10
Bco Exterior	480	...
Bco Hispano	595	...
Bco Popular	1,580	−40
Bco Santander	1,132	...
Bco Vizcaya	1,760	...
Banesto	715	−35
Dragados	627.5	−0.5
Hidrola	72	−1
Iberduero	108.5	−1.7
Petroleos	481	−1.5
Telefonica	161	−0.7

SWEDEN

April 3	Price Kronor	+ or −
AGA	186	+1
Alfa-Laval B	305	+14
ASEA (Free)	320	−1
Astra (Free)	620	−20
Atlas Copco	170	+3
Beijer A B	175	...
Cardo (Free)	175	...
Cellulosa	333	+6
Electrolux B	307	+3
Ericsson B	253	+3
Esselte	143	−1
Mo och Domsjo	300	+5
Pharmacia	215	+7
Saab Scania Free	705	...
Sandvik	159	...
Skandia	165	+2
Skan Enskilda	124	+2
SKF	350	...
Stora Kopparbrg	340	+9
Sven. Handlsbkn	440	...
Swedish Match	446	+1
Volvo B (Free)	311	+4

SWITZERLAND

April 3	Price Frs.	+ or −
Adia Intl	11,350	+200
Alusuisse	480	+10
Bank Leu	3,375	−15
Brown Boveri	1,790	+5
Ciba Geigy	3,370	+45
do. (Part Certs)	2,300	+10
Credit Suisse	3,200	+40
Elektrowatt	3,775	+65
Fischer (Geo)	1,800	+70
Hoff-Roche PtCts	138,250	+625
Hoff-Roche 1/10	13,825	+25
Jacobs Suchard	8,675	+125
Jelmoli	3,650	−25
Landis & Gyr	1,630	...
Nestle	9,625	+200
Oer.Buehrle	1,250	+10
Pargesa Hldg	2,095	...
Pirelli	441	+1
Sandoz (Br)	11,300	+75
Sandoz (Pt Cts)	1,790	+10
Schindler (PtCts)	715	+5
Sika	1,660	...
Surveillance A	8,600	...
Swissair	1,225	+5
Swiss Bank	467	+3
Swiss Reince	16,900	+125
Swiss Volksbk	2,250	+50
Union Bank	5,360	+36
Winterthur Inh	6,575	+175
Zurich Ins	7,625	+150

AUSTRALIA

April 3	Price Aust. $	+ or −
ACI Intl	3.85	...
Adelaide Steams	12	+0.05
Amcor	4.6	+0.02
ANZ Group	5.26	−0.04
Ampol Pet	3.15	+0.05
Ariadne	3.40	+0.05
Ashton	3.9	+0.1
Aust. Guarantee	3.4	+0.1
Aust. Nat. Inds	3.15	−0.05
Bell Group	10.6	+0.1
Bell Res	5.42	+0.08
Bond Corp Hldgs	2.72	+0.02
Boral	4.7	+0.1
Bougainville	3.75	+0.1
Brambles Inds	8.9	+0.2
Bridge Oil	1.6	+0.08
BHP	11.2	+0.15
Burns Philp	10.6	+0.3
CRA	7.9	+0.7
CSR	4.25	+0.03
Chase Corp	4.70	...
Claremont Pet	1.2	+0.1
Coles Myer	6.5	+0.12
Comalco 'A'	3	+0.05
Consolidated Pet	0.25	...
Costain Aust	4.75	...
Elders IXL	5.4	+0.1

AUSTRALIA (continued)

April 3	Price Aust. $	+ or −
Gen. Prop. Trust	2.9	+0.1
Hardie (James)	4.75	...
Hartogen Energy	3	+0.1
HeraldW'y Times	18.30	...
ICI Aust	4	+0.1
Industrial Equity	5.3	+0.04
Jimberlana F.P.	0.65	+0.05
Kia Ora Gold	0.93	−0.07
Kidston Gold	7.2	+0.28
Lend Lease	12.95	+0.05
MIM	2.84	+0.14
Mayne Nickless	4.6	+0.1
Nat. Aust. Bank	5.2	+0.02
News	23.9	+0.7
Noranda Pacific	4.4	+0.3
North Bkn Hill	2.85	+0.05
Oakbridge	0.85	+0.05
Pacific Dunlop	4.58	+0.05
Pancontinental	3.5	+0.1
Pioneer Conc	3.55	+0.05
Placer Pacific	3.2	+0.17
Poseidon	11.5	...
Queensland Coal	1.32	+0.02
Santos	5.6	+0.05
Smith Howard	5.0	+0.1
..N.T.	4.5	−0.25
Tooth	7.2	−0.02
Vamgas	2.8	...
Western Mining	7.96	+0.26
Westpac Bank	4.65	+0.02
Woodside Petrol	2.3	+0.1
Woolworths	3.55	−0.05
Wormald Intl	3.50	...

HONG KONG

April 3	Price H.K.$	+ or −
Bank East Asia	19.2	+0.3
Cathay Pacific	5.75	−0.05
Cheung Kong	41.75	−0.75
China Light	21.5	−0.3
Evergo	0.71	...
Hang Seng Bank	50.5	−0.5
Henderson Land	5.25	−0.05
HK China Gas	15.5	−0.3
HK Electric	13.1	−0.2
HK Land	7.6	−0.1
HK Shanghai Bk	8.4xa	−0.05
HK Telephone	12.7	−0.1
Hutchison Wpa	51	−2
Indust.Equt.Pac	24.1	+0.2
Jardine Math	22.5	+0.1
New World Dev	9.85	−0.15
SHK Props	25.5	...
Shell Elect	1.32	+0.03
Swire Pac A	21.8	−0.2
TV—B	12.5	...
Wharf Holdings	8.6	−0.05
Winsor Inds	10.1	+0.3
World Int. Hldgs	3.6	−0.07

JAPAN

April 3	Price Yen	+ or −
Ajinomoto	3,860	−140
All Nippon Air	1,880	...
Alps Electric	1,460	−60
Asahi Chem	1,090	−10
Asahi Glass	1,920	−10
Bank Tokyo	1,400	−10
Bridgestone	812	+52
Brother Inds	560	...
Canon	755	...
Casio Comp	997	+7
Chugai Pharm	1,690	+50
Daiei	1,490	+90
Dai-ichi Kan. Bk	3,100	−120
Dai Nippon Ink	680	−8
Dai Nippon Ptg	1,790	−40
Daiwa House	2,110	−30
Daiwa Sec	2,850	−30
Essai	2,000	−30
Fanuc	4,080	−170
Fuji Bank	3,170	−50
Fuji Film	3,930	−60
Fujisawa	2,150	+120
Fujitsu	820	−5
F'urukawa Elect	830	−30
Green Cross	2,850	...
Heiwa Real Est	1,940	−20
Hitachi	955	+12
Hitachi Credit	1,560	−10
Honda	1,310	−20
Indl. Bk. Japan	3,550	−40
IshikawajimaHr	538	+17
Isuzu Motor	332	−8
Itoh (C)	843	+7
Ito Yokado	3,700	+140
JAL	15,300	+100
Jusco	1,200	+60
Kajima	1,680	−30
Kao Corp	1,700	+60
Kawasaki Steel	253	+3
Kirin	2,160	+10
Kobe Steel	349	+7
Komatsu	590	+7
Konishiroku	808	−2
Kubota	460	−9
Kumagai	1,310	+10
Kyocera	3,800	+50
Marubeni	466	+1
Marui	2,670	+60
Mazda Motors	373	+2
Meiji Seika	945	+13
MIE	1,480	−40
M'bishi Bank	3,120	+60
M'bishi Chem	890	...
M'bishi Corp	1,190	+80
M'bish Elect	555	+33

JAPAN (continued)

April 3	Price Yen	+ or −
MHI	585	−13
Mitsui Bank	1,620	...
Mitsui Co	700	+15
Mitsui Estate	2,570	−40
Mitsui Toatsu	600	+15
Mitsukoshi	1,440	+70
NGK Insulators	831	−5
Nikko Sec	2,450	+20
Nippon Denso	1,340	−30
Nippon Elect	1,580	...
Nippon Express	1,610	−30
Nippon Gakki	1,330	...
Nippon Kogaku	620	−2
Nippon Kokan	307	+12
Nippon Oil	1,390	+30
Nippon Seiko	492	−5
Nippon Shimpan	1,080	+70
Nippon Steel	358	+9
Nippon Suisan	646	+1
Nippon Yusen	691	−3
Nissan Motor	629	−7
Nisshin Flour	970	+35
Nomura	4,800	−50
Olympus	1,020	−30
Onoda Cement	675	−15
Orient Finance	1,120	+70
Orient Leasing	3,550	...
Pioneer	1,820	−30
Ricoh	765	...
Sankyo	1,710	+10
Sanwa Bank	2,700	−30
Sanyo Elect	455	+23
Sapporo	1,690	...
Sekisui House	1,850	...
Seven Eleven	6,800	−50
Sharp	880	−30
Shimizu Constn	1,080	+10
Shionogi	1,760	+40
Shiseido	1,800	+90
Showa Denko	620	+10
Sony	2,940	−10
S'tomo Bank	3,600	−90
S'tomo Chem	611	−9
S'tomo Corp	1,030	+20
S'tomo Elect	1,700	+70
S'tomo Metal	239	−1
Taisei Corp	1,180	−30
Taisho Marine	1,100	−20
Taiyo Kobe Bank	1,420	...
Takeda	3,080	+30
TDK	3,000	−100
Teijin	820	+20
Toa Nenryo	1,920	+50
Tokai Bank	1,770	−70
Tokio Marine	2,830	−30
Tokyo Elec Pwr	8,950	+450
Tokyo Gas	1,500	+10
Tokyu Corp	1,930	−30
Toppan Print	1,520	−10
Toray	688	−4
Toshiba Elect	710	+5
Toyo Seikan	2,070	−70
Toyota Motor	1,600	−20
UBE Inds	426	−5
Victor	1,990	+10
Yamaha	729	+49
Yamaichi Sec	2,180	−40
Y'manouchiPhm	4,060	+100
Yamazaki	1,780	+30
Yasuda Fire	1,100	+10

SINGAPORE

April 3	Price $	+ or −
Boustead Hldgs	1.64	−0.01
Cold Storage	4.06	+0.06
DBS	11.9	+0.2
Genting	6.7	+0.1
Haw Par. Bros	5.88	−0.04
Hong Leong Fin	3.08	...
Inchcape Bhd	3.56	+0.02
Keppel Corp	2.98	−0.02
Malay Banking	7.05	+0.15
Malay Utd Ind	2.3	+0.1
Multi Purpose	0.80	...
OCBC	9.7	+0.1
OUB	3.66	+0.02
Public Bank	1.76	+0.01
Sime Darby	2.75	+0.05
Singapore Air	11.7	+0.4
Singapore Press	8.05	+0.10
Straits Trdg	4.06	...
Tat Lee Bank	3.08	...
UOB	5.05	...

SOUTH AFRICA

April 3	Price Rand	+ or −
Abercom	3.9	+0.05
AE&CI	17.75	...
Allied Tech	110	...
Anglo Am. Coal	39.00	...
Anglo Am. Corp	72	+1.5
Anglo Am. Gold	326	+8
Barclays Bank	22.20	...
Barlow Rand	22.55	...
Buffels	74.50	+2
CNA Gallo	3.90	+0.4
Currie Finance	7.40	...
De Beers	39.1	−0.85
Driefontein	70.50	+0.5
F. S. Cons	52.5	...
Gold Fields S.A.	61.75	+1.75
Highveld Steel	6.85	+0.1
Malbor	19.50	−0.25
Nedbank	7.30	−0.05
OK Bazaars	15.75	+0.15
Rembrandt	104	...
Rust Plat	49.8	...
Safren	23.25	...
Sage Hldgs	13.25	...
SA Brews	17.90	+0.3
Smith (CG)	37.50	−0.25
Tongaat Huletts	11.5	...

FOREIGN EXCHANGES

Sterling gains ground

THE POUND improved in currency markets yesterday. Sentiment improved ahead of the weekend, following suggestions that further upward movement was now possible, following Thursday's clarification by Mr Nigel Lawson of an earlier statement which had been seen as suggesting a limit to the pound's movement. In addition there were strong rumours that two opinion polls due out over the weekend would show the Conservative Party as strong contenders to win the next general election. There was generally a reluctance to run short on sterling over the weekend and as a result its exchange rate index finished at 71.9 up from 71.5 at the opening and 71.4 on Thursday.

Against the dollar it rose to $1.6140 from $1.6030 and DM 2.9350 compared with DM 2.9225. It was slightly weaker against the yen at Y235.25 from Y235.50 but rose elsewhere to FFr 9.7650 from FFr 9.7250 and SFr 2.4425 compared with SFr 2.44.

The dollar eased against the D-mark, following inconclusive US unemployment figures but met resistance at the lower levels and recovered towards the close. The firmer trend was continued in New York after the close of business in London. US unemployment fell to 6.6 per cent from 6.7 per cent but non-farm payroll employment rose by less than expected.

The dollar closed at DM 1.8180 from DM 1.8215 and Y145.70 compared with Y146.70. Elsewhere it slipped to SFr 1.5140 from SFr 1.5195 and FFr 6.05 from FFr 6.06. On Bank of England figures, the dollar's exchange rate index fell to 101.4 from 102.1.

D-MARK—Trading range against the dollar in 1987 is 1.9305 to 1.7870. March average 1.8355. Exchange rate index 147.0 against 141.9 six months ago.

There was little overall change in currency rates in Frankfurt yesterday. The dollar closed at DM 1.8155 compared with an opening level of DM 1.8140 but was down from Thursday's close of DM 1.8265. Earlier in the day it had been fixed at DM 1.8162 from DM 1.8270.

Despite the dollar's continuing bearish trend, there was little incentive to enter the weekend with anything but square positions because there were too many unknown factors likely to influence the market.

JAPANESE YEN—Trading range against the dollar in 1987 is 159.45 to 148.0. March average 151.41. Exchange rate index 218.8 against 216.2 six months ago.

Trading ahead of the weekend centred around the dollar's bearish trend. The US unit closed at Y146.05 down from Y146.40 in New York and Y147.05 in Tokyo on Thursday. There was little incentive to take out fresh positions ahead of the weekend and next week's expected meeting of the G-7 nations. Trading in Tokyo finished before the release of US unemployment data and this was another factor behind the market's subdued tone.

£ IN NEW YORK

Apr 3	Latest	Previous Close
£ Spot	1.6115-1.6125	1.6065-1.6070
1 month	0.51-0.48 pm	0.46-0.45 pm
3 months	1.30-1.26 pm	1.31-1.28 pm
12 months	4.25-4.15 pm	4.21-4.11 pm

Forward premiums and discounts apply to the U.S. dollar.

STERLING INDEX

		Apr. 3	Previous
8.30	am	71.5	71.3
9.00	am	71.6	71.3
10.00	am	71.6	71.3
11.00	am	71.8	71.4
Noon		71.8	71.4
1.00	pm	71.9	71.4
2.00	pm	71.9	71.4
3.00	pm	72.0	71.3
4.00	pm	71.9	71.4

CURRENCY RATES

Apr. 3	Bank rate %	Special Drawing Rights *	European Currency Unit
Sterling	—	0.802343	0.708904
U.S. Dollar	5.5	1.27757	1.14169
Canadian $	7.54	1.66966	1.49128
Austrian Sch.	4	16.4142	14.5915
Belgian Franc	8	48.3305	42.9846
Danish Krone	7	8.80182	7.84341
Deutsche Mark	3.0	2.33412	2.07582
Neth. Guilder	4½	2.63563	2.34320
French Franc	9½	7.76826	6.90722
Italian Lira	12	N/A	1479.34
Japanese Yen	2½	188.250	166.744
Norway Krone	8	8.76605	7.78861
Spanish Peseta	—	163.848	145.508
Swedish Krona	7½	8.14068	7.23946
Swiss Franc	3.5	1.94957	1.73251
Greek Drach.	20½	171.533	152.347
Irish Punt	—	N/A	0.777983

* SDR rates are for April 2

CURRENCY MOVEMENTS

April 3	Bank of England Index	Morgan Guaranty Changes %*
Sterling	71.9	−22.1
U.S. Dollar	101.4	−5.6
Canadian Dollar	79.2	−8.9
Austrian Schilling	137.9	+10.3
Belgian Franc	100.1	−4.2
Danish Krone	92.8	+1.6
Deutsche Mark	147.0	+21.7
Swiss Franc	172.0	+21.8
Guilder	134.7	+14.3
French Franc	71.8	−12.6
Lira	48.0	−16.8
Yen	218.8	+62.3

Morgan Guaranty changes: average 1980-1982=100. Bank of England Index (Base average 1975=100).
*Morgan Guaranty rates for April 2.

OTHER CURRENCIES

Apr. 3	£	$
Argentina	2.4765-2.4880	1.5350-1.5410
Australia	2.2700-2.2730	1.4085-1.4095
Brazil	36.1600-36.3700	21.4150-21.5270
Finland	7.1670-7.1800	4.4460-4.4480
Greece	212.10-215.90	132.35-134.55
Hong Kong	12.5850-12.6050	7.8005-7.8025
Iran	115.50*	71.10*
Korea (Sth)	1353.70-1365.90	842.90-849.70
Kuwait	0.44110-0.44180	0.27330-0.27350
Luxembourg	60.55-60.65	37.50-37.60
Malaysia	4.0420-4.0520	2.5060-2.5080
Mexico	1807.35-1826.25	1120.00-1131.00
N. Zealand	2.8070-2.8145	1.7435-1.7465
Saudi Ar.	6.0525-6.0580	3.7500-3.7510
Singapore	3.4440-3.4520	2.1355-2.1375
S. Af. (Cm)	3.2735-3.2960	2.0305-2.0345
S. Af. (Fn)	4.9715-5.1290	3.0770-3.1745
Taiwan	54.80-55.10	34.15-34.25
U.A.E.	5.9275-5.9330	3.6725-3.6735

*Selling rate.

POUND SPOT—FORWARD AGAINST THE POUND

Apr. 3	Day's spread	Close	One month	% p.a.	Three months	% p.a.
US	1.6030-1.6160	1.6135-1.6145	0.47-0.44 c pm	3.38	1.32-1.27 pm	3.21
Canada	2.1095-2.1137	2.1105-2.1115	0.54-0.44 c pm	2.79	1.46-1.30 pm	2.36
Neth'lands	3.28½-3.31¼	3.30¼-3.31¼	1¼-1 c pm	4.08	3¼-3½ pm	4.38
Belgium	60.20-60.75	60.55-60.65	17-10 c pm	2.67	45-35 dis	2.64
Denmark	11.00¼-11.07¼	11.06¼-11.07¼	1⅝-2⅛ ore dis	−2.17	5⅝-6⅛ dis	−2.21
Ireland	1.0890-1.0995	1.0965-1.0975	0.27-0.38 p dis	−3.56	0.65-0.90 dis	−2.83
W. Germany	2.91-2.94	2.93-2.94	1⅜-1¼ pf pm	6.13	4½-4 pm	5.70
Portugal	224.70-227.30	226.10-227.00	46-130 c dis	−4.66	210-328 dis	−4.84
Spain	204.25-205.70	205.40-205.70	114-226 c dis	−4.92	320-335 dis	−6.37
Italy	2072½-2091	2089½-2090½	2-par lire pm	0.57	3pm-2 dis	0.10
Norway	10.91¼-11.03½	10.99-11.00	4⅛-4⅝ ore dis	−4.77	13¼-13⅝ dis	−4.87
France	9.68¼-9.77	9.76-9.77	1⅝-1 c pm	1.61	4⅛-3¾ pm	1.54
Sweden	10.15½-10.24¼	10.21½-10.22½	1⅞-2⅜ ore dis	−2.35	5⅜-5⅞ dis	−2.18
Japan	234¼-235¾	234¾-235¾	1⅝-1 y pm	6.06	3⅝-3¼ pm	5.84
Austria	20.45-20.65	20.58-20.61	10-8⅞ gro pm	5.43	27¾-25⅞ pm	5.16
Switzerland	2.42¾-2.44¾	2.43¾-2.44¾	1½-1⅜ c pm	6.45	3⅞-3½ pm	6.04

Belgian rate is for convertible francs. Financial franc 60.80-60.90. Six-month forward dollar 2.30-2.25 c pm 12-month 4.12-4.02 c pm.

DOLLAR SPOT—FORWARD AGAINST THE DOLLAR

Apr. 3	Day's spread	Close	One month	% p.a.	Three months	% p.a.
UK†	1.6030-1.6160	1.6135-1.6145	0.47-0.44c pm	3.38	1.32-1.27pm	3.21
Ireland†	1.4653-1.4730	1.4720-1.4730	0.90-0.84c pm	7.11	2.30-2.10 pm	5.99
Canada	1.3049-1.3085	1.3075-1.3085	0.05-0.08c dis	−0.60	0.17-0.22c dis	−0.60
Netherlands	2.0425-2.0550	2.0485-2.0495	0.20-0.17c pm	1.08	0.64-0.59pm	1.20
Belgium	37.54-37.66	37.50-37.60	1-4c dis	−0.80	3-8 dis	−0.59
Denmark	6.84¼-6.87¾	6.85½-6.86	1.85-2.25ore dis	−3.58	5.80-6.50 dis	−4.63
W. Germany	1.8110-1.8200	1.8175-1.8185	0.42-0.39pf pm	2.68	1.24-1.19 pm	2.68
Portugal	140¼-140¾	140½-140¾	70-120c dis	−8.13	250-320 dis	−8.13
Spain	127.15-127.51	127.30-127.40	115-125c dis	−11.30	320-340 dis	−10.36
Italy	1291-1297	1294¼-1295¼	3-3½lire dis	−3.02	9-11dis	−3.09
Norway	6.79¼-6.82½	6.81-6.81½	4.00-4.50ore dis	−7.49	12.70-13.20dis	7.60
France	6.03-6.05½	6.04¾-6.05¼	0.80-0.95c dis	−1.74	2.40-2.65 dis	−1.67
Sweden	6.32¾-6.34¼	6.33¾-6.34¼	1.70-2.00ore dis	−3.50	5.35-5.75dis	−3.49
Japan	145.40-146.20	145.65-145.75	0.34-0.30y pm	2.63	1.00-0.95 pm	2.67
Austria	12.74-12.79	12.76-12.76½	2.40-1.90gro pm	2.02	7.00-6.00 pm	2.04
Switzerland	1.5095-1.5180	1.5135-1.5145	0.42-0.37c pm	3.13	1.13-1.08 pm	2.92

† UK and Ireland are quoted in US currency. Forward premiums and discounts apply to the US dollar and not to the individual currency. Belgian rate is for convertible francs. Financial franc 37.65-37.75. Correction for Mar. 31 Japan close 145.95-146.05

EURO-CURRENCY INTEREST RATES

Apr. 3	Short term	7 Days' notice	One Month	Three Months	Six Months	One Year
Sterling	9¾-10	9⅞-10	9 13/16-10 1/16	9⅞-10	9 13/16-9 15/16	9⅝-9¾
U.S. Dollar	6 1/16-6 3/16	6 1/16-6 3/16	6⅜-6½	6½-6⅝	6⅝-6¾	6¾-6⅞
Can. Dollar	6¾-7	6¾-7	6⅞-7	7-7⅛	7 3/16-7 5/16	7 5/16-7 7/16
D. Guilder	5 5/16-5 7/16	5¼-5⅜	5⅜-5½	5⅜-5½	5⅜-5½	5⅜-5½
Sw. Franc	1¼-2	1¼-2	3⅛-3⅜	3⅝-3¾	3⅝-3¾	3¾-3⅞
Deutschmark	3¼-3⅜	3¼-3⅜	3⅜-3½	3⅜-3½	3⅜-3½	3⅝-4
Fr Franc	7 11/16-7 13/16	7⅞-8	8⅛-8⅜	8⅜-8½	8⅜-8½	8½-8⅝
Italian Lire	8-10	8¼-9½	9⅝-9⅞	9⅝-9⅞	9⅞-10	10⅛-10⅜
B. Fr. (Fin.)	7-7¼	7⅛-7⅜	7¼-7½	7¼-7½	7¼-7½	7⅜-7⅝
B. Fr. (Con.)	7-7½	7-7½	7-7½	7½-7⅝	7½-7⅝	7½-7¾
Yen	4-4 1/16	3⅞-4	3 15/16-4	3 15/16-4	3 15/16-4	3 15/16-4
D. Krone	9⅞-10¼	10⅛-10⅝	10⅛-10⅝	9⅞-10⅜	10-10½	10⅛-10⅝
Asian $ (Sing.)	3¼-4	N/A	3¼-3⅜	3¼-3⅜	3¼-3⅜	3¼-3⅜

Long-term Eurodollars: Two years 6⅞-7⅛ per cent; three years 7¼-7½ per cent; four years 7 7/16-7 11/16 per cent; five years 7 11/16-8 1/16 per cent nominal. Short-term rates are call for US Dollars and Japanese Yen; others, two days' notice.

EXCHANGE CROSS RATES

Apr. 3	£	$	DM	YEN	F Fr.	S Fr.	H Fl.	Lira	C $	B Fr.
£	1.	1.614	2.935	235.3	9.765	2.449	3.308	2090.	2.111	60.60
$	0.620	1.	1.818	145.7	6.050	1.514	2.049	1295.	1.308	37.55
DM	0.341	0.550	1.	80.15	3.327	0.832	1.127	712.1	0.719	20.65
YEN	4.251	6.861	12.48	1000.	41.51	10.38	14.06	8884.	8.973	257.6
F Fr.	1.024	1.653	3.006	240.9	10.	2.501	3.387	2140.	2.162	62.06
S Fr.	0.409	0.661	1.202	96.32	3.998	1.	1.354	855.7	0.864	24.81
H Fl.	0.302	0.488	0.887	71.13	2.952	0.738	1.	631.9	0.638	18.32
Lira	0.478	0.772	1.404	112.6	4.672	1.169	1.583	1000.	1.010	29.00
C $	0.474	0.765	1.390	111.4	4.626	1.157	1.567	990.1	1.	28.71
B Fr.	1.650	2.663	4.843	388.2	16.11	4.031	5.458	3449.	3.483	100.

Yen per 1,000: French Fr per 10: Lira per 1,000: Belgian Fr per 100.

MONEY MARKETS

Rates little changed

INTEREST RATES showed little change in the London money market yesterday. Dealers noted sterling's firmer trend but there was still some uncertainty following a possible escalation in the trade dispute with Japan and recent comments by Mr Nigel Lawson, Chancellor of the Exchequer, which suggested that sterling had little room for further upward potential.

Three-month interbank money was quoted at 10-9⅞ per cent, unchanged from Thursday. Weekend money opened at 10-9⅞ per cent and eased to around 7 per cent at the finish.

The Bank of England forecast a shortage of around £700m with factors affecting the market including repayment of late assistance and bills maturing in official hands together with a take up of Treasury bills draining £546m and the unwinding of previous sale and repurchase agreements a further £76m. In addition banks brought forward balances £105m below target and there was a rise in the note circulation of £310m. These were partly offset by Exchequer transactions which added £340m.

UK clearing bank base lending rate 10 per cent since March 18-19

The forecast was revised to a shortage of around £750m and the Bank gave assistance of £170m through outright purchases of £72m of eligible bank bills in band 2 and 9 13/16 per cent, £52m in band 3 at 9¾ per cent and £46m in band 4 at 9 11/16 per cent.

Once again the forecast was revised, this time to a shortage of around £800m before taking into account the early help and the Bank gave additional assistance of £347m through outright purchases of £20m of eligible bank bills in band 1 at 9⅞ per cent, £254m in band 2 at 9 13/16 per cent, £66m in band 3 at 9¾ per cent and £7m in band 4 at 9 11/16 per cent.

Late help came to £205m, making a total of £722m.

The average rate of discount fell by 0.2038 per cent to 9.5195 per cent at the weekly Treasury bill tender and the £100m of bills on offer attracted bids of £327m although this was down from £372m the previous week. The minimum accepted bid was £97.625 met as to about 81 per cent and above in full compared with £97.67 at 27 per cent the previous week and all bills offered were allotted. Next week a further £100m of bills will be on offer, replacing a similar amount of maturities.

In Brussels the Belgian central bank cut its short term Treasury bill rates. The rate on one, two and three-month certificates was lowered by 0.1 per cent to 7.3 per cent. This was the second cut in two weeks and a spokesman for the central bank claimed that the reduction was merely to bring official rates into line with market rates.

FT LONDON INTERBANK FIXING

(11.00 a.m. April 3) 3 months U.S. dollars		6 months U.S. dollars	
bid 6½	offer 6⅝	bid 6⅝	offer 6¾

The fixing rates are the arithmetic means, rounded to the nearest one-sixteenth, of the bid and offered rates for $10m quoted by the market to five reference banks at 11.00 a.m. each working day. The banks are National Westminster Bank, Bank of Tokyo, Deutsche Bank, Banque Nationale de Paris and Morgan Guaranty Trust.

Apr. 3	Overnight	One Month	Two Months	Three Months	Six Months	Lombard Intervention
Frankfurt	3.65-3.75	3.80-3.90	3.80-3.95	3.85-3.95	3.85-4.00	5.0
Paris	7 11/16-8	7⅞-8	7⅞-8	7⅞-8	7⅞-8	7¾
Zurich	⅞-1¼	3⅛-3¼	—	3½-3⅝	—	—
Amsterdam	5 5/16-5½	5⅜-5½	—	5⅜-5½	—	—
Tokyo	3.78125	3.90625	—	4.03125	—	—
Milan	10½-11	10¼-10¾	—	10¼-10¾	—	—
Brussels	4.65	7⅛-7¼	—	7⅛-7¼	—	—
Dublin	13¼-13½	13½-13¾	13½-13¾	12¾-13	11⅞-12⅛	—

LONDON MONEY RATES

Apr. 3	Over-night	7 days notice	Month	Three Months	Six Months	One Year
Interbank	10¼-7	10-9⅞	10-9⅞	10-9⅞	9 13/16-9⅞	9¾-9⅝
Sterling CDs	—	—	9 13/16-9 15/16	9 13/16-9 15/16	9 13/16-9⅞	9 13/16-9½
Local Authority Deposits	9⅞	9⅞	9⅞	9⅞-9¾	9⅝	9⅝
Local Authority Bonds	—	—	10⅛	10	9⅞	9¾
Discount Mkt Deposits	10-9¼	9⅞	9⅞	9¾	—	—
Company Deposits	10-9¼	10⅛	10⅛-10	10 1/16	9 13/16-9⅞	9¾
Finance House Deposits	—	—	10	10	9⅞	9⅝
Treasury Bills (Buy)	—	—	9 13/16	9⅝	—	—
Bank Bills (Buy)	—	—	9¾	9 13/16	9 9/16	—
Fine Trade Bills (Buy)	—	—	10 1/16	10¼	9 13/16	—
Dollar CDs	—	—	6.50-6.45	6.55-6.50	6.65-6.60	6.75-6.70
SDR Linked Deposits	—	—	6 1/16-5 13/16	6 1/16-5 13/16	6 1/16-5 13/16	6¼-6
ECU Linked Deposits	—	—	7 1/16-6 13/16	7 1/16-6 13/16	7 1/16-6 13/16	7 1/16-6 13/16

Treasury Bills (sell): one-month 9 11/16 per cent; three-months 9 7/16 per cent; Bank Bills (sell): one-month 9¾ per cent; three months 9 7/16 per cent; Treasury Bills; Average tender rate of discount 9.5195 p.c. ECGD Fixed Finance Scheme IV reference date February 28 to March 31 (inclusive): 10.053 per cent. Local Authority and Finance Houses seven days' notice, others seven days' fixed. Finance Houses Base Rate 10½ per cent from April 1, 1987: Bank Deposit Rates for sums at seven days' notice 5 per cent. Certificates of Tax Deposit (Series 6): Deposit £100,000 and over held under one month 8 per cent; one-three months 8 per cent; three-six months 8½ per cent; six-nine months 8½ per cent; nine-12 months 8½ per cent; Under £100,000 8 per cent from March 18. Deposits held under Series 5 10¼ per cent. Deposits withdrawn for cash 5 per cent.

Trade war threat depresses equities

Account Dealing Dates

Option *First Dealings	Declarations	Last Dealings	Account Day
Mar 23	Apr 2	Apr 3	Apr 13
Apr 6	Apr 23	Apr 24	May 5
Apr 27	May 7	May 18	May 28

* New time dealings may take place from 9.00 am two business days earlier.

The UK securities markets took a distinctly unhappy view of the Government's threat to refuse London licenses for Japanese banks and insurance companies as a rataliatory move in the dispute over trade imbalances. After a brief rally on the back of a £200m buying programme from a major US house, the equity market headed downwards, and moved into the new trading account, the first for fiscal 1987-88, with little genuine sign of recovery.

The FT-SE ended a net 22.6 down at 1965.1, bringing the loss on the week to 83.5 points or 4 per cent. The FT ordinary index fell 21.2 to 1546.4.

Equities opened lower as the City shied away from the apparently worsening trade dispute with Japan. Market firms fear that the trade war will escalate, and that action against the Japanese banks in London could, at the very least, discourage the Japanese investment which has played a significant role in London's equity and bond sectors since Christmas.

In this context, the appearance of a US buying programme, believed to be from Salomon Bros, was a surprising but welcome development.

Equities, which had opened lower, steadied for a while. But the programme was soon completed, and prices then slid away as marketmakers marked prices down on moderate selling. Once again, much of the trading was between market dealers. "What would have happened if there had been no buying programme?" said one dealer gloomily.

Glaxo and several other international favourites were helped for a while by the buying programme but joined in the general downturn in the second half of the session.

Oil shares weakened, as London awaited Wall Street's response to President Reagan's difficulties with Congress. **Imperial Chemical Industries** and **Jaguar** led the setback among the exporting stocks to renewed strength in the sterling exchange rate index.

The market tried and managed a half-hearted rally after 3.30 pm, as it moved into the first trading account of the new fiscal year. Three new opinion polls are expected, beginning this weekend, and the City wants to see improvement in the Government's ratings following Mrs Thatcher's visit to Soviet Russia.

Government bonds proved unable to sustain the late gains of the previous session, and spent the session in minus territory. However, final net falls of ¾ at the long end had been trimmed after the Liffe Gilt futures contract rallied.

Retail interest was thin in Gilts until the very end of the day when some domestic support was seen. A firm pound helped, but the bond market remained very nervous regarding prospects for a prolonged trade war with Japan.

A Press report suggesting that **Midland** would soon write off some of its substantial Latin American debt as a result of the Brazilian Government's recent refusal to pay interest charges on its overseas loans unsettled the shares which dropped to 605p at the outset before closing 13 down on balance at 608p. Other clearers also gave ground with **NatWest** 10 off at 578p and **Barclays** 5 lower at 494p. Elsewhere, **Guinness Peat**, at 103p, lost 4 of Thursday's gain of 6 following Equiticorp's insistence that its acquisition of Friends Provident's 24 per cent stake in GP was purely for investment purposes and that it had no aggressive intentions. **Hill Samuel**, meanwhile, moved up 22 more to 450p on further consideration of the increased stake taken in the merchant bank by NZI, the leading New Zealand insurance concern.

Lloyds Broker **Hogg Robinson** reacted to 398p at one stage on end-Account profit-taking before rallying late on persistent talk of an imminent bid from the TSB, to end a volatile session 4 dearer and 28 better on the week at 409p; **TSB** softened a fraction at 85½p. Composites ended the week on a distinctly dull note. A Warburg Securities' "sell" circular depressed **Royals** which fell 21 to 943p, while end-Account selling left **General Accident** 14 down at 930p and **GRE** 20 easier at 877p. **Sun Alliance**, which this week revealed excellent annual profits some £25m above the most recent optimistic forecasts at £180m, closed 4 off at 828p, after 820p.

Predictions that **Guinness** would reveal annual profits of between £350m and £360m when the preliminary statement is announced on the 23rd of the month made little impression. The shares followed the general market pattern and ended 6 off at 318p.

Leading Building issues sustained fairly hefty losses as interest optimism continued to fade. **RMC** lost 18 at 786p, while **Redland** fell 18 to 449p. **Blue Circle**, a resilient market in recent days, came back 17 to 798p, while **Tarmac** shed 14 to 484p. **John Laing** shed 18 to 486p on further reflection of the annual figures, while **Costain** gave up 10 more at 532p. **Berkeley Group**, a firm market of late reflecting a broker's favourable circular, came back 10 to 340p, but **Raine Industries** continued to attract support and firmed 6 afresh to 136p; the latter's interim results are due next Thursday. **Cakebread Robey "A"** gained 5 to 118p following a bid approach, while **Heywood Williams** rose 18 to 316p in response to the chairman's optimistic statement at the annual meeting.

Among Chemicals, **Hickson International** continued to move ahead in the wake of a broker's circular and closed 13 higher at 637p, while **Marlborough Technical** attracted support ahead of Tuesday's annual results and put on 9 to 214p.

Marks and Spencer were a target for sellers and after a sizable turnover of 8.1m shares settled 6 down at 209p. Other Store leaders showed losses but volume was nearly always lower. **Woolworth** lost 8 to 780p and **Burton** 7 further to 287p. **W. H. Smith "A"** came back 9 to 296p but persistent bid speculation raised **Ladies Pride** 9 to 79½p. **Debfor** gained 5 more to 255p while **Lloyds Chemists** rose 28 to 221p ahead of Monday's interim results.

Rumours of an imminent bid from **Racal** continued to induce speculative support of **Holmes Protection**, formerly SCUSA, and the close was a further 10 higher at 194p, making a two-day advance of 29; **Racal** lost 3 at 225p. **Atlantic Computers** jumped 23 to 583p after buying in a market none-too-well supplied with stock on hopes of bumper annual profits when the company report on Thursday: the company recently appointed James Capel as its lead broker. Speculative buying lifted **Automated Security** 14 to 257p and **D.J. Security Alarms** closed 7 to the good at 155p. **Scantronic** rallied 20 to 220p and improvements of 8 and 10 respectively were seen in **Cambridge**, 280p, and **CASE**, 109p. Among the Electricals leader, **Cable and Wireless**, at 374p, continued to reflect the controversy surrounding the company's attempt to enter the Japanese telecommunications industry and gave up 2 of Thursday's rise of 11 which had greeted details of its £62m deal to help install and run a submarine optical fibre system in Malaysia.

Engineering leaders gave ground across the board and falls of 8 were common to **Hawker Siddeley**, 511p, and **Vickers**, 465p. **TI** lost 10 to 645p and **GKN** 5 to 317p. Other weak spots included **Babcock International**, 3 down at 192p, and **Glynwed**, which fell 8 to 416p. **Laird Group** were heavily sold and dropped 15 to 305p, after 300p, in the wake of the marginally lower preliminary profits. Elsewhere, **Christy Hunt** dipped 4 more to 41p on further consideration of the disappointing figures. Among a handful of firm features **Crown House** jumped 20 to 240p following rumours of the possible sale of a subsidiary. **Westland** were 6 higher at 116p after Press comment.

A drab Food sector showed **Tate and Lyle** 15 lower at 730p and **Northern Foods** 12 down at 282p. **Hillsdown** lost 5 at 255p and **Associated British Foods** 8 at 334p, while **Unigate** dipped 6 to 371p. On the takeover front **Avana** fluctuated narrowly and settled a penny dearer on balance at 805p; unwelcome bidders **Ranks Hovis McDougall**, which speaks just over 30 per cent of the Avana equity following market purchases in the wake of its increased offer for the company, closed 7 off at 304p. Press comment helped **S. & W. Berisford** firm 3 afresh to 273p, while **Bernard Matthews** gained 13 to 305p on takeover hopes.

Miscellaneous industrial leaders concluded a traumatic week, falling further on Japanese trade war worries. Double-figure falls were fairly commonplace with **BTR** 14 down at 305p and **Rank Organisation** 15 off at 650p. **Reckitt and Colman** gave up 23 to 952p after comment on the results and **Galaxo** lost ¼ at £14¼; the latter's interim figures are scheduled for April 13. Elsewhere, **British Aerospace** moved up 19 to 660p following details of the agreed £190m purchase of Royal Ordnance, the state-owned munitions business and rumours of forthcoming US orders for Airbus. **Johnston Group** jumped 35 to 440p following the results and **Worcester** soared 50 to 585p in response to an investment recommendation. **A. B. Engineering** added 25 at 410p with the help of call option activity, while speculative gains of 20 and 24 were recorded in **Equipu**, 275p, and **United Packaging**, 145p. "New-time" buying on takeover hopes helped **Newman Industries** feature with a rise of 5 to 51p, while **Eagle Trust** continued to reflect press comment with a fresh penny improvement to 23¼p. **Wellcome**, however, remained currently out of favour in the wake of recent reports regarding the side-effects of its anti-AIDS drug, retrovir, and closed a further 13 down and 30 lower on the week at 418p. A reported denial by Mr Robert Maxwell of any intention to bid for **Extel** once the ban on BPCC is lifted later this month left Extel 8 lower at 528p, after 525p. **Consultants** gave up 10 at 280p and **Restmor** dropped 30 at 170p.

Among travel issues, **Horizon** rose 30 to 194p following details of a recommended offer for the company from major shareholders **Bass**; the latter closed 24 lower at 867p. **International Leisure** were a shade firmer at 178p awaiting news of talks with an ILG management group, the purpose of which is to take the company private. **Media Technology**, which received a bid approach from Lee International on Thursday, gained 27 to 155p, a two-day rise of 42p. Old takeover favourite **Fairline Boats** picked up 13 at 263p. Among television issues, **Thames** came back 13 to 463p, while **Scottish** shed 6 to 562p awaiting Monday's annual results.

One or two recently oversold Motor Distributors moved against the overall weak tone. **T. Cowie** regained 13 further to 393p and **Lex Service** enjoyed renewed support which pushed the shares up 21 more to 412p. Still reflecting Thursday's good annual results, **BSG** improved to 75½p. Leading Motor issues often recorded losses and **Jaguar** ended 7 down at 571p while **Lucas Industries** fell 3 to 575p and **Dowty** 5 to 273p.

Regional Newspapers attracted fresh investment interest and **Home Counties** rose 15 to 425p. **EMAP "A"** furthered this week's advance to close 2 better at 193p, while **BPP** added 10 at 320p. The major groups, however, were less successful and both **Associated**, 506p, and **United**, 486p, lost around 6. Paper/Printing stocks also slipped back led by **BPCC**, down 10 at 318p, and **Bunzl**, 7 lower at 216p. **DRG** eased 5 to 413p and **Bemrose** 7 to 251p, but **Blenheim Exhibitions** improved further to 221p. Among Agencies, expansion hopes lifted **Lowe Howard-Spinks** 10 to 445p, but **Geers Gross** flopped out late on the surprise annual loss and ended 13 down at 75p.

Parkdale continued firmly on takeover hopes and closed 10 higher at 123p, a rise of 30 over the five-day period. **Regalian** were supported at 203p, up 10, but **Shield Group** encountered profit-taking and slipped 5 to 290p. Dealings in **Cons Term Investments** were suspended at 80p pending the outcome of talks concerning the future structure of the company which may lead to an injection of capital and/or a merger.

Currency influences stifled interest in quality Textiles and **Courtaulds** drifted back 5 more to 419p. **Dawson International** shed 5 to 271p but **Allied** hardened a few pence to 318p. **Leeds** were underpinned by a County Securities circular which concluded that the shares were not expensive at 277p. **Atkins Bros.** moved up 8 late to 278p.

Fresh selling coupled with further switching into the group's 6¼ per cent Convertible Eurobond 1992 took a toll on **Rothmans International** which dropped 7 to 236p.

A City report that Skandia of Sweden had purchased a 29.9 per cent share stake and could follow up with a full bid failed to stem a fall in **Nevi Baltic** which closed 10 down at 170p. **Argyle Trust**, on the other hand, responded sharply to a bout of speculative activity and ended 27 up at 195p. Among Investment Trusts, **Shareholders Far East** dropped 23 to 335p and **Alliance** 15 to 942p.

News of the proposed two-for-one scrip issue failed to attract any substantial buying interest in **BP** and the shares, depressed by overall market conditions, slipped back to 897p before closing a net 4 off at 909p following a turnover of around 5m shares. **British Gas**, where turnover jumped smartly to 31m shares, ran back to 87½p but eventually closed ½ off at 89½p. **Shell** fell ¼ to £12⅛, **LASMO** dipped 4 to 251p and **Ultramar** 10 to 226p. **Britoil**, rumoured to have been given a buy recommendation by a US investment house, edged up 3 to 249p on a turnover of 4m shares. Elsewhere, **Burmah** eased 4 to 462p ahead of next Thursday's preliminary results.

Steep falls in equities directed a fair amount of attention to mining markets. South African Golds and related issues suffered from another substantial bout of profit-taking, triggered by the latest decline in bullion and selling after the good gains recorded in recent weeks.

Although by no means heavy the selling was persistent and South African Golds moved lower throughout the session to leave the Gold Mines index 17.6 off at 415.9, its third successive fall and a week's decline of 16.9.

London business in Australians increased substantially especially in golds. **Central Norseman Gold** eased ¼ to £10¾ but remained over £3 higher on the week following news of the proposed seven-for-one bonus issue, while **Gold Mines of Kalgoorlie** jumped 25 to 324p, a rise of around 86½ on the week in the wake of the four-for-one share split. Elsewhere in Golds **Sons of Gwalia** leapt 37 more to 800p—a week's rise of 107p.

FINANCIAL TIMES STOCK INDICES

	Apr. 3	Apr. 2	Apr. 1	Mar. 31	Mar. 30	Year ago	1986/87 High	1986/87 Low	Since Compilation High	Since Compilation Low
Government Secs	89.91	89.91	90.14	90.28	89.97	91.75	94.51 (18/4/86)	80.39 (20/1/86)	127.4 (9/1/35)	49.18 (3/1/75)
Fixed Interest	97.30	97.37	97.77	97.76	97.71	96.07	97.98 (19/3/87)	86.55 (23/1/86)	105.4 (28/11/47)	50.53 (3/1/75)
Ordinary ♥	1,546.4	1,567.6	1,588.0	1,577.1	1,582.2	1,400.9	1,625.2 (24/3/87)	1,094.3 (14/1/86)	1,625.2 (24/3/87)	49.4 (26/6/40)
Gold Mines	415.9	433.5	445.5	455.3	438.2	290.0	455.3 (31/3/87)	185.7 (18/7/86)	734.7 (15/2/83)	43.5 (26/10/71)
Ord. Div. Yield	3.79	3.74	3.76	3.72	3.71	3.83				
Earnings Yld.%(full)	8.58	8.48	8.60	8.49	8.45	9.34				
P/E Ratio (net) (*)	14.35	†14.52	14.29	14.47	14.54	13.26				
SEAQ Bargains (5 pm)	59,197	50,718	47,598	56,166	54,984	—				
Equity Turnover (£m)	—	1,426.17	1,320.65	1,291.43	1,339.96	889.01				
Equity Bargains	—	65,965	64,046	71,707	65,760	46,029				
Shares Traded (ml)	—	—	515.7	488.5	564.1	352.4				

S.E. ACTIVITY

Indices	April 2	April 1
Gilt Edged Bargains	158.5	145.3
Equity Bargains	427.4	415.0
Equity Value	2882.7	2669.4
5-Day Average		
Gilt Edged Bargains	158.8	169.1
Equity Bargains	429.3	432.2
Equity Value	2754.9	2824.7

♥ Opening	10 a.m.	11 a.m.	Noon	1 p.m.	2 p.m.	3 p.m.	4 p.m.
1556.7	1561.6	1551.2	1550.7	1539.8	1537.7	1537.6	1543.5

Day's High 1562.0. Day's Low 1535.8 †corrected

Basis 100 Govt. Secs 15/10/26, Fixed Int. 1928, Ordinary 1/7/35, Gold Mines 12/9/55, SE Activity 1974, *Nil=13.80.

LONDON REPORT AND LATEST SHARE INDEX: TEL. 01-246 8026

LONDON TRADED OPTIONS

Option		Calls Apr.	Calls Jly.	Calls Oct.	Puts Apr.	Puts July	Puts Oct.
Allied Lyons (*389)	330	63	78	80	1	3	6
	360	35	50	58	2	11	18
	390	11	28	40	12	22	25
	420	2½	13	20	32	37	43
Brit. Airways (*127)	100	28	30	34	0½	1½	4
	110	18	23	27	1	3	7
	120	9	14½	19	2	7	12
	130	4	10	14	7	15	18
British Gas (*88)	70	18½	20½	25	0½	2½	3
	80	9	13½	19	1	3¾	5
	90	3	8	13½	4	7¼	10
	100	0½	4¼	7¾	12	12½	16
B.P. (*903)	750	155	175	192	1½	6	13
	800	105	125	147	2	15	25
	850	63	90	105	7	25	38
	900	33	58	85	30	42	55
Cons. Gold (*924)	800	130	154	170	2	11	28
	850	84	107	130	7	25	44
	900	48	85	107	20	40	54
	950	23	60	84	47	65	77
Courtaulds (*419)	360	63	74	87	1	9	10
	390	34	52	67	3	15	19
	420	12	34	43	12	25	31
	460	2½	16	25	43	48	55
Com. Union (*314)	280	37	45	53	1½	7	9
	300	19	31	40	5	11	18
	330	6	18	28	21	24	33
	360	1	9	19	48	50	56
Cable & Wire (*373)	330	—	60	75	—	8	15
	350	30	—	—	4	—	—
	360	—	38	55	—	18	27
	390	6	19	38	21	32	45
G.E.C. (*200)	200	6	18	24	5	13	17
	220	1¼	9	15	21	25	27
	240	0½	4	10	41	44	48
Grand Met. (*457)	460	13	35	47	14	25	30
	500	2	20	28	47	50	55
	550	1	7	17	97	98	100
I.C.I. (*1295)	1250	65	125	140	14	48	65
	1300	40	90	110	35	70	95
	1350	16	73	85	67	100	120
	1400	6	50	65	112	135	160
	1450	4	34	50	162	172	205
Land Securities (*396)	360	39	48	57	2	8	12
	390	13	27	39	8	17	24
	420	4	13	23	27	36	43
Marks & Spen. (*209)	200	17	21	28	5	9	12
	220	4	13	18	15	19	23
	240	1	5	11	33	36	39
Shell Trans. (*1217)	1100	129	148	170	3	15	25
	1150	77	120	142	8	28	40
	1200	42	80	112	25	45	55
	1250	22	52	92	53	68	78
Trafalgar House (*326)	280	50	54	64	1	4	7
	300	30	41	52	3	10	14
	330	12	22	33	14	21	26
	360	3	10	21	37	44	50
TSB (*85)	70	16½	18½	21	1	1	2
	80	7	11	14½	1½	4	4½
	90	1	5½	9	5½	8	8½
	100	0½	—	—	15	—	—
Woolworth (*778)	750	45	65	80	5	30	40
	800	12	40	60	35	50	75
	850	3	30	40	85	90	100

Option		Calls June	Calls Oct	Calls Jan	Puts June	Puts Oct	Puts Jan
Bass (*869)	850	60	87	—	20	42	—
	900	42	67	82	60	65	70
	950	18	45	58	93	95	105
	1000	8	28	40	125	130	135
GKN (*316)	280	45	51	—	5	8	—
	300	31	37	46	8	14	18
	330	15	21	29	23	27	31
	360	6	10	18	47	51	54
Jaguar (*570)	550	52	75	95	23	27	37
	600	25	50	67	48	52	62
	650	10	30	—	83	80	—

Option		Calls May	Calls Aug	Calls Dec	Puts May	Puts Aug	Puts Dec
Barclays (*494)	460	45	62	—	5	12	—
	500	20	42	52	23	32	38
	550	4	23	33	62	65	67
Midland Bk (*612)	600	37	57	70	17	28	35
	650	15	30	43	45	55	60
	700	4	12	18	92	97	97

Option		Calls May	Calls Aug	Calls Nov	Puts May	Puts Aug	Puts Nov
Brit Aero (*658)	550	102	115	—	4	12	—
	600	65	82	92	15	25	30
	650	33	53	70	32	38	45
	700	13	32	45	68	73	78
BAT Inds (*531)	500	40	60	75	13	23	30
	550	14	34	43	40	45	48
	600	4	14	27	83	88	90
Brit. Telecom (*248)	220	31	39	46	1	4	7
	240	18	24	34	6	13	15
	260	7	17	22	17	23	26
Cadbury Schweppes (*235)	220	23	34	—	4	8	—
	240	11	23	34	15	19	29
	260	5	16	24	30	34	38

Option		Calls May	Calls Aug.	Calls Nov.	Puts May	Puts Aug.	Puts Nov.
Guinness (*319)	280	50	57	67	4	13	13
	300	35	50	53	12	22	25
	330	18	29	40	24	35	38
	360	7	18	—	43	52	—
Ladbroke (*422)	343	85	90	—	1	2	—
	373	55	60	—	1	4	—
	403	35	40	60	10	15	18
	443	11	20	35	35	38	42
LASMO (*249)	200	52	55	61	3	7	11
	220	34	40	48	6	12	17
	240	23	31	40	14	20	26
	260	12	20	29	30	32	40
P. & O. (*624)	550	67	85	—	4	13	—
	600	32	52	70	13	27	32
	650	7	25	45	45	57	60
Plessey (*223)	220	17	25	29	9	11	14
	240	8	15	20	20	22	25
	260	2½	9	13	35	39	42
Racal (*223)	200	30	38	—	1	5	—
	220	17	24	32	8	13	16
	240	5	15	21	20	25	28
	260	2	10	17	37	42	46
R.T.Z. (*828)	650	185	197	—	3	5	—
	700	135	147	164	5	15	18
	750	92	117	135	17	27	32
	800	55	85	110	30	45	55
Vaal Reefs (*$124)	110	18	21½	26½	3¾	6	8½
	120	12½	18	21½	6	9½	12½
	130	8	13½	17	11	14½	17
	140	5	10	12	17½	20	21½
Tr. 11¾% 1991 (*£108)	106	2 5/16	2½	2 11/32	0 7/16	1¼	1 5/16
	108	1¼	1 7/16	1 11/16	1¼	1 13/16	2 5/16
	110	0½	0 13/16	1	2 3/16	3 1/16	3½
	112	0 5/16	0 7/16	0½	4¼	4 15/16	5 7/16
Tr. 11¾% 03/07 (*£121)	118	3 3/16	4⅜	5½	1 1/16	2¼	3⅛
	120	2½	3¾	4½	1⅞	3⅛	3 15/16
	122	1 5/16	2⅞	3⅜	3	4 5/16	4 15/16
	124	0 15/16	2 3/16	3	4 9/16	5 9/16	6⅛

Option		Calls Jun	Calls Sep	Calls Dec	Puts Jun	Puts Sep	Puts Dec
Beecham (*524)	460	75	90	—	5	18	—
	500	47	63	—	18	28	—
	550	23	37	47	45	52	60
	600	7	18	30	83	88	90
Boots (*264)	260	24	30	38	13	17	22
	280	15	21	29	26	33	36
	300	10	14	20	42	47	49
	330	4	9	—	68	71	—
BTR (*307)	280	37	42	—	6	11	—
	300	20	30	42	12	20	25
	330	9	18	27	37	40	43
	360	5	10	16	63	65	68
Blue Circle (*802)	700	110	125	143	5	12	18
	750	68	85	108	13	23	32
	800	40	62	85	35	47	53
	850	20	35	53	65	72	75
De Beers (*$12.48)	1050	255	280	310	20	35	45
	1100	230	250	280	40	65	85
	1200	160	200	235	85	100	120
	1300	105	150	190	130	160	185
	1400	70	110	145	195	215	250
Dixons (*363)	351	32	44	—	12	18	—
	360	—	—	46	—	—	24
	381	20	30	—	32	38	—
	390	—	—	32	—	—	48
	420	9	16	22	64	66	70
Glaxo (*1419)	1400	105	145	175	58	85	110
	1450	90	120	150	85	110	135
	1500	65	100	125	125	140	160
	1550	45	80	105	160	170	190
	1600	35	65	85	200	205	220
	1650	25	50	—	240	250	—
Hanson (*161)	135	30	36	—	1	2½	—
	150	19½	24	—	4	6	—
	160	—	—	23½	—	—	11½
	165	10½	15	—	10½	13	—
	180	5	9	14	21	23	23½
Lonrho (*280)	220	66	70	—	1½	2½	—
	240	46	52	—	2½	5	—
	260	30	36	42	6	11	14
	280	18	26	32	14	20	23
	300	9	16	—	26	30	—
Sears (*129)	130	8½	14	17½	8½	9½	12
	140	5	10	13½	14	17	19
	160	2½	6	9	31½	33	35
Tesco (*465)	390	82	87	—	2	4	—
	420	57	70	—	6	15	—
	460	30	45	60	22	33	40
	500	12	28	40	48	55	62
Thorn EMI (*638)	500	153	160	—	1	2	—
	550	103	110	—	3	9	—
	600	67	75	102	13	22	27
	650	37	48	72	33	43	50
Trusthouse Forte (*229)	220	21	32	40	9	12	15
	240	9½	20	27	19	21	25

Option		Calls Apr.	Calls May	Calls June	Calls July	Puts Apr.	Puts May	Puts June	Puts July
FT-SE Index (*1960)	1750	227	—	—	—	1	—	—	—
	1800	177	195	—	—	3	6	—	—
	1850	133	152	—	—	6	16	—	—
	1900	95	115	—	—	16	32	—	—
	1950	62	85	105	130	35	52	60	73
	2000	40	60	80	100	60	73	85	100
	2050	20	40	60	83	95	108	117	130
	2100	8	23	43	—	145	147	155	—

April 3. Total Contracts 38,078. Calls 26,662, Puts 11,416 FT-SE Index, Calls 1,682, Puts 1,828. *Underlying security price.

Traded Options

The quietest day of the week in the Traded Options market saw 38,078 deals done, comprising 26,662 calls and 11,416 puts. **Hanson Trust** featured with 3,363 calls and 1,966 puts struck.

Traditional Options

- **First dealings March 13**
- **Last dealings April 11**
- **Last declaration July 9**
- **For Settlement July 20**

For rate indications see end of Unit Trust Service

Stocks dealt in for the call included **Samuelson Group**, **Glentree**, **Wheway Watson**, **Polly Peck**, **Gilbert House**, **Amstrad**, **Legiea**, **Riley Leisure**, **Capital Radio**, **Abaco**, **Cifer**, **Parkdale**, **Holmes Protection**, **Quest Automation**, **Bristol Channel Ship Repairers**, **A.B. Engineering**, **Property Trust**, **Munton Bros.**, **Stormgard**, **Steckley**, **Stone International**, **Tricentrol**, **Blacks Leisure**, **Boustead**, **Hyman**, **Time Products**, **Federated Housing**, **Benlox**, **More O'Ferrall**, **S. Jerome** and **Heywood Williams**. No puts were done, but a double was taken out in **Parkdale**.

NEW HIGHS AND LOWS FOR 1986-87

NEW HIGHS (87)

AMERICANS (3), CANADIANS (1), BANKS (4), BREWERS (2), BUILDINGS (3), CHEMICALS (2), STORES (2), ELECTRICALS (3), ENGINEERING (1), FOODS (1), HOTELS (1), INDUSTRIALS (15), INSURANCE (1), LEISURE (2), MOTORS (1), NEWSPAPERS (4), PAPER (4), PROPERTY (7), SHIPPING (1), TEXTILES (1), TRUSTS (5), OILS (7), OVERSEAS TRADERS (2), MINES (14)

NEW LOWS (8)

AMERICANS (1) Contl. Illinois Corp., ELECTRICALS (2) Denistron Intl., INSTEM, INDUSTRIALS (2) Hill Ergonom, Huntleigh Tech., INSURANCE (1) Lincoln Nat. Corp., TRUSTS (1) Transcontinental Serv. Wrrts., THIRD MARKET (1) Allied Insce. Brokers.

هكذا من الأصل

LONDON STOCK EXCHANGE

DEALINGS

Details of business done shown below have been taken with consent from last Thursday's Stock Exchange Official List and should not be reproduced without permission.

Details relate to those securities not included in the FT Share Information Services.

Unless otherwise indicated denominations are 25p and prices are in pence. The prices are those at which the business was done in the 24 hours up to 1.30 pm on Thursday and settled through the Stock Exchange Talisman system, they are not in order of execution but in ascending order which denotes the day's highest and lowest dealing prices.

For those securities in which no business was recorded in Thursday's Official List the latest recorded business in the four previous days is given with the relevant date.

‡ Bargains at special prices. ⊕ Bargains done the previous day. Δ Bargains done with non-member or executed in overseas markets.

CORPORATION & COUNTY

Greater London Council 6¾pc 90-92 £89 ½ ¾
Barnet Cpn 12¼pc 1987 £100¼
Birmingham Cpn 3pc 1947 (or after) £25 (31/3). 3½pc 1946 (or after) £27 (31/3)
Bristol (City) 11¾pc 2008 £113¼ (31/3)
Bristol Cpn Db (3½pc) £27½ (1/4)
Glasgow Cpn 3½pc Irrd £25
Islington Cpn 12.65pc 2007 £120 (31/3)
Kirklees Metropolitan Council 11.6pc 2031 £115 (31/3)
Leeds (City of) 13½pc 2006 £127 (30/3)
Reading Cpn 3½pc £27 (1/4)
Salford Cpn 5½pc 86-88 £93¾ 4
Sunderland (Boro of) 11¾pc 2008 £116¼ (27/3)

FOREIGN STOCKS
(coupons payable in London)

China (Rep of) 5pc Gold Bds 1925 ($100) £14½. 5pc Reorg Gold Ln 1913 £26 (27/3). 5pc Reorg Gold Ln 1913 (French) £22. 5pc Reorg Gold Ln 1913 (German) £24⊕. 5pc Reorg Gold Ln 1913 (Germ) Drawn Bds £24 (30/3). 5pc Gold Ln 1912 £26 (27/3). 5pc Huk Rail Sg.Fd Gold Ln 1911 £20 (31/3)
Greece (King of) 5pc 1881 £41 (31/3). 5pc 1884 £41 (31/3). 5pc Ln 1914 £41 (31/3). 7pc 1924 Stlg Fds Bds 1965 £42⊕
Australia (Commonwealth of) 10¼pc Bds 1997 $703
BET 6⅝pc Bds 2001 £114¼ (1/4)
BTR 4½pc Bds 1995 EC172 (27/3)
Barclays Overseas Inv 6pc Bds 1996 Y106¾ (30/3)
Burton Gp 4¾pc Bds 2001 £108¼ 9 (1/4)
Cadbury Schweppes 8pc Bds 2000 $201 (30/3)
Canadian Imperial Bk Commerce 16¼pc Db $113¼ (30/3)
Dixons Gp (Capital) 6¼pc Bds 2002 £115 (27/3)
Finland (Rep of) 10¾pc Bds 1997 £102¼⊕ 80
Halifax Building Soc 10¼pc Nts 1997 £101⅛ (31/3)
Hanson Tst 10pc Bds 2006 £97¼
ICI Finance (Netherlands) 8½pc Bds 1999 £160 (31/3)
Imperial Chemical Industries 10pc Bds 2003 £101¼ (27/3)
Lucas Industries 5½pc Bds 2001 $131.6 .81 5.3 (30/3)
Metropolitan Estate Prop Int 8¼pc Bds 1996 $110.47 (30/3)
Mitel Cpn (Nederland) Int Finance 7pc Dbs 1997 $121¼ (27/3)
Redland Capital 7¼pc Bds 2002 £102 3 (30/3)
Rothmans Int 6¼pc Bds 1992 DM138.58 (30/3)
Rowntree Mackintosh 7⅞pc Bds 1989 £97½⊕ ⅜⊕
Smith Nephew Assoc Cos 5½pc Bds 2000 $176.74 (31/3)
Smith (W. H.) Son (Hldgs) 7¼pc Bds 2002 £104½ ⅝ (31/3)
State Electricity Comm of Victoria 12¾pc Bds 1993 £45.06 (1/4)
Tesco 4pc Bds 2002 £103½ (31/3)

STERLING ISSUES BY OVERSEAS BORROWERS

American Brands Inc 12⅛pc Ln 2009 £116¼ ½ (30/3)
American Medical Intnl Inc 9⅜pc Ln 2011 £87¼ ¾
Asian Development Bank 10¼pc Ln 2009 (Regd) £105⊕ ⅛⊕. 10¼pc Ln 2009 (Br) £104⅛ (30/3)
Australian (Commonwealth of) 9½pc Ln 2012 (Reg) £95½ ½ ¾ ¾. 11⅜pc Ln 2015 (Reg) £112⅝ ¾
Bank of Greece 10¾pc Ln 2010 (Reg) £97⅛ ¼ (1/3)
Caisse Centrale De Cooperation Econ 12¼pc Ln 2013 (Reg) £122⅛ ¼ ⅜ ½
Caisse Nationale Des Autoroutes 16pc Ln 2006 £151⅛ (1/3)
Cigna Overseas Finance 13pc Ln 2008 £120¼ (31/3)
Credit Foncier De France 10¼pc Ln 2011-14 (Reg) £103¼ ⅜ ½ ⅞ 4. 14¼pcLn 2007 (Reg) £139⅝ ¾ ⅞
Credit National 13¾pc Nts 1989 (Br) £109¼ (30/3)
Denmark (King of) 13pc Ln 2005 £121⅝ ¾ ⅞
Electricite de France 12½pcLn 2008 £123½ ¾. 11¾pcLn 2009-12 £116⅜ 7⅛ (30/3)
European Invest Bank 9pcLn 2001 £95 ⅛ ¼. 9pcLn 2001 £95⅛⊕. 10¼pcLn 2004 £107⊕. 11pcLn 2002 £110⅝
Finland (Republic of) 11½pcLn 2009 £112⅞ ⅞
Hydro-Quebec 12.75pcLn 2015 £123⅛ ⅛. 15pcLn 2011 £140⅜ ⅞
Iceland (Republic of) 14½pcLn 2016 £131 ⅞ (27/3)
Inco 15¼pcLn 2008 £137
Inter-American Development Bank 9¼pcLn 2015 £99⅛ ½
Intnl Bank for Rec and Dev 9½pcLn 2010 £98⅞. 11.5pcLn 2003 £115 ⅛ ¼
Ireland 12½pcLn 2008 £116 ⅜ ½
Malaysia 12¼pc 1988 £102
New Zealand 11¾pc 2008 £111⅛ (27/3). 11½pc 2014 £112½ ⅝ ¾
Nova Scotia (Province of) 11¾pcLn 2019 £114⅛. 16¼pcLn 2011 £153⅞ ⅞ ¾
Petroleos Mexicanos 14½pcLn 2006 £77½
Portugal (Rep of) 9pcLn 2016 £86¼ ⅜ ½
Province de Quebec 12¾pcLn 2020 £119⅛
Spain (Kingdom of) 11¾pcLn 2010 £113½ ⅝ ¾. 12pcLn 1988 £103½
Sweden (Kingdom of) 9¾pcLn 2014 £97⅜. 11pcLn 2012 £109½ (30/3). 13.5pcLn 2010 £131¾ (1/4)
Trinidad and Tobago (Republic of) 12¼pc Ln 2009 £100½ 1 ½ (1/4)
United Mexican States 16½pcLn 2008 £103½

BANKS, DISCOUNT

Bank of Ireland (Governor and Co of) 7pcLn 1986-91 £80 1 (1/4)
Bank of Wales 13½pcLn 1995-97 £117 ½
Barclays Bank 7½pcLn 1986-91 £89½ 91. 8¼pcLn 1986-93 £83¾ 4 ½ ¾ 5 ¼ ¾. 12pcLn 2010 £118⅞⊕. 16pcLn 2002-07 £148⅞ ⅞ ¾
Barings 8pc2ndPf (£1) £108¼ (31/3)
Commerzbank Ag (DM 10) £18⅛
Guinness Peat Gp 4.2pcPf (£1) 55½
Hambros (£1) 56 (27/3)
Hill Samuel Gp 8pcLn 1989-94 £91 (1/4)
King and Shaxson Hldgs 5pcPf (£1) 47½
Lombard North Central 6pcPf (£1) 52 (31/3). 5pc2ndPf (£1) 47
Mercury Intnl Gp 7¾pcPf (£1) 100½ (1/4)
Midland Bank 7½pcLn 1983-93 £90½ 1¼ (31/3). 10½pcLn 1993-98 £106 ¼ 7⅛. 14pcLn 2002-07 £132⅛ ¼ ⅜ ½ ⅝ (1/4)
National Westminster Bank 7pcPf (£1) 65. 9pcLn 1993 £97¾ 8. 12½pcLn 2004 £121 ⅛ ⅜ ¼
Rea Brothers Gp 8.6pcCnvPf (£1) 116 (30/3)
Royal Bank of Scotland Gp 11pcPf (£1) 101 3
Scandinavian Bank Gp 250 50 2 5 5
Standard Chartered 12⅞pcLn 2002-07 £117¼

BREWERIES

Allied-Lyons 5½pcPf (£1) 50. 7½pcPf (£1) 70. 3pcDb 1985-90 £80 (1/4). 6¼pcDb 1984-89 £91½. 6¼pcDb 1987-92 £84. 6½pcDb 1988-93 £83 4¼. 7pcDb 1982-87 £98. 7¼pcDb 1988-93 £89½ (1/4). 11¾pcDb 2009 £119. 5¼pc Ln £52 (31/3). 5½pcLn £57 (31/3). 6½pcLn £62 (31/3). 7¾pcLn 1993-98 £87 ⅛ 8 ¼
Bass 4pcPf (£1) 36. 7pcPf (£1) 66. 3¼pc Db 1987-92 £78 ½. 8¼pcDb 1987-92 £93 ⅞ 4¼ ½. 4½pcLn 1992-97 £71 ½ 4. 7¼pcLn 1992-97 £87 ½ 8½
Bass Invest 6pcLn 1985-90 £86 (1/4). 7½pcLn 1992-97 £84½
Beddington Gp 9½pcCnvLn 2000-05 £150 2 2 4½ 5
Bulmer (H.P.) Hldgs 9½pcPf (£1) 124 (30/3). 8¾pc2ndPf (£1) 115 6
Burtonwood Brewery 7pcPf (£1) 63. 8¼pc Db 1989-94 £90¼ (27/3)
Courage Gp 3½pcDb £35 (1/4). 7pc2nd Db 1987-92 £89½ (1/4). 8pc2ndDb 1989-94 £89 (30/3). 6½pcLn 2004-09 £69½ (31/3). 7.1pcLn 1994-99 £78¼ (1/4). 10½pcLn 1990-95 £103½ 4 (1/4)
Fuller, Smith and Turner 4.2pcPf (£1) 56½. 8pcPf (£1) 100
Greenall Whitley (5p) 73 (30/3). 8pcPf (£1) 98 100 4½. 8½pcLn £76 (1/4)
Hardys Hansons 645
Heavitree Brewery 11¼pcPf (£1) 147¼
Higsons Brewery 6½pcLn 2000-05 £66 (31/3)
Macallan-Glenlivet 6¼pcLn 2005 £118 20 (30/3)
Mansfield Brewery (£1) 388
Marston Thompson Evershed 6pcLn 1993 £66½⊕ 77½⊕
Morland 5pcPf (£1) 40 (31/3)
Scottish Newcastle Breweries 5½pcPf (£1) 50½ 5⅛ (31/3). 7¼pcPf (£1) 71. 7pc Pf (£1) 133. 6pc1stDb 84-89 £92 ½ (27/3). 6¼pc1stDb 85-90 £91 (31/3). 7¼pc1stDb 89-94 £88
Seagram Distillers 12¾pcDb 2012 £118⅞
South African Breweries 7pcPf (R1) 12 (1/4)
Vaux 7pcPf (£1) 53 (1/4). 5½pcAPf (£1) 62⊕. 7¼pcDb 87-92 £89 (1/4). 11¼pc Db 2010 £112½ (30/3)
Watney Mann Truman 3½pcDb £36 (31/3). 4½pcDb £40½ (1/4). 4½pcDb 88-93 £70. 6pcDb 89-94 £80⅛⊕. 6½pcDb 87-90 £89 (27/3). 10½pcDb 90-95 £102. 12¼pcDb 2008 £119⅞. 7¼pcLn 94-99 £81¼ (31/3). 8pcLn 90-95 £89 90½ (1/4). 8½pcLn £73
Whitbread 342 (31/3). 6pc3rdPf (£1) 58. 4½pcDb 99-2004 £57½. 6¼pcDb 87-92 £83 (30/3). 7¼pcDb 89-94 £91½. 9¼pc Db 91-96 £99 (1/4). 7¼pcLn 86-91 £90¼ (31/3). Do 95-99 £82. 7½pcLn 96-2000 £88 (30/3). 10½pcLn 2000-05 £105¼. 5¼pcLn £48 57 (31/3)
Whitbread Inv 302. 6½pcDb 87-92 £86
Young 9pcPf (£1) 120⊕

COMMERCIAL, INDUSTRIAL

A—B

AAH 4.2pcPf (£1) 55½⊕
AE 8pcLn 89-94 £82⊕
AECI 5½pcPf (R2) 23 (31/3)
AGA Aktiebolag (Sk25) £SK193 (27/3)
AMEC 15pcLn 1992 £113 5 6 6 8
APV Baker 4.55pcPf (£1) 59½. 5.25pcPf (£1) 66½ 9. 7½pc1stDb 86-91 £91
Aaronson Bros 5.25pcPf (£1) 94¼ (27/3)
Admiral Computing (5p) 175 5
Adwest 6pcLn 83-88 £96 (27/3)
Aerlinte Eireann Teoranta 10½pcDb 91-96 £101⅛ (27/3)
Airflow Streamlines 10pcPf (£1) 111 (31/3)
Airtours (10p) 194 4 5 6 6 7
Akzo (Fl. 20) FL 142¾ (31/3)
Albion (20p) 67
Albright Wilson 8pcDb 87-92 £92 (1/4)
Alcan Aluminium npv £24 .1
Alexanders A (10p) 17½ ½. 9½pcPf (£1) 68 (1/4)
Allied Textile 10pcLn 1993 £240 (31/3)
Amari 8pcPf (£1) 115⊕
Amber Day 10½pcPf 99-2002 (£1) 173 (31/3)
Anderson Strathclyde 8pcLn 86-91 £92½ 3
Appleyard 7pcPf (£1) 98⅛ (27/3)
Arcolectric (5p) 49
Argyll Wrt to sub 289 90
Arlen 11¼pcLn 1990 £101 (1/4)
Armitage Shanks 10pcLn 89-94 £94
ASDA-MFI 9¼pcPf (£1) 122 (27/3)
Assoc British Engineering 4.9pcPf (£1) 50 (30/3)
Assoc British Foods 6pcPf (£1) 57½ 8¼‡ (27/3). 5½pcLn 87-2002 (50p) 30 (1/4). 7½pcLn 87-2002 (50p) 40¼
Assoc Electrical Inds 6¼pcDb 86-91 £90½ 1½ 2¼
Assoc Leisure 7½pcLn 89-94 £85 (1/4)
Assoc Paper Inds 3.85pcPf (£1) 50 (1/4)
Astra (5p) 34 4 ⅜ ½ ½ ¾ 5 ½ ½‡ 6 6‡
Audio Fidelity (10p) 100 5 (1/4)
Automated Security 5pcPf (£1) 146 7. 8pcLn 90-95 £397 (1/4)
Automotive Products 4.55pc2ndPf (£1) 58 (1/4). 9pcPf (£1) 124¼‡ (30/3)
Ayrshire Metal Products 60 1 3
BET 5pcDb £43 (30/3)
BICC 7pcDb 85-90 £92½. 7¾pcDb 90-95 £90½
BOC 4.55pcPf (£1) 56 (27/3). 2.8pc2nd Pf (£1) 36½ 9½ (31/3). 3.5pc2ndPf (£1) 47½ (30/3). 12¼pcLn 2012-17 £118¼ ½
BSG Inter 12½pcLn 93-98 £109 (30/3)
BSR Inter 5½pcLn 85-90 £85 5 ½ (27/3)
Babcock Inter 6pcPf (£1) 52. 4pcPf (£1) 37 (27/3)
Bailey B (10p) 170 (27/3)
Baker Inter ($1) £10⅝
Barbour Index 360
Bardsey Warrants to sub for Pf 13
Barker Dobson 6¼pcLn 1990-95 £71 (31/3)
Barr Wallace Arnold Trust 300 (31/3)
Barrow Hepburn 7.75pcPf (£1) 98
Beazer (C. H.) 8½pcLn 2000 £178 80
Belgrave 7pcPf (£1) 61
Benson (10p) 34 4 (1/4)
Bibby (J.) 4.2pcPf (£1) 53½
Birmid Qualcast 7½pcLn 1987-92 £85
Birmingham Mint 6pcPf (£1) 50⊕
Blackett Hutton 5½pcPf (£1) 48 (30/3)
Blackwood Hodge 9pcLn 1985-90 £94
Blue Circle Industries 7pcDb 1988-93 £86¼ ½ (31/3). 9pcDb 1992-97 £95 6 8. 10¼pcDb 1994-99 £107¼. 6¼pc Ln (1975 or aft) £60
Boeing ($5) £32⅞
Bogod-Pelepah (10p) 40⊕
Boosey Hawkes 5½pc1stPf (£1) 49 (30/3)
Boots 7¾pcLn 1988-93 £88 92
Boulton Paul 5pcPf (£1) 46 (27/3)
Bowater Industries 4.35pcPf (£1) 57
Bowthorpe 7pcLn 1990-95 £74 (31/3)
Bowyers (Wiltshire) 6¼pcDb 1985-90 £90⅞ (30/3)
Braid 9pcDb 1986-91 £95 (1/4)
Bramall (C. D.) 13pcLn 1993-2002 £125
Bridon 6¼pcLn 2002-07 £60 (1/4). 7¾pc Ln 2002-07 £79 (31/3)
Bristol Stadium (5p) 261½ 70 (31/3)
British Airways (65p pd) 125 6 8.1 ½ 7 7.1 ½ 8 8.1 ¼ 9 30 1 2‡. Ord (65p pd LA-3/4) £1.27
British Alcan Aluminium 10¼pcDb 2011 £102. 10¼pcDb 1989-94 £103½
British-American Tobacco 5pcPf (£1) 46½. 6pc2ndPf (£1) 55 (1/4)
British Amer Tobacco 10pcLn 1990-95 £100 (30/3). 10½pcLn 1990-95 £103 ½ 4¼
British Benzol 13pcLn 1995 £610 (1/4)
British Ever Ready 6pcLn 1992-97 £76 (27/3)
British Home Stores 6½pcDb 1989-94 £83. 7¼pcDb 1994-98 £82 (31/3)
British Printing 4.2pcPf (£1) 53½. 6.5pc Pf (£1) 89 (31/3). 7.5pcPf (£1) 95 (1/4)
British Shoe 5¼pc2ndPf (£1) 53. 6½pc3rd Pf (£1) 60 (30/3). 7pcLn 1985-90 £90½
British Sidac 6pcDb 1985-90 £91 (27/3)
British Syphon Industries 7pcPf (£1) 80 (1/4)
Brown Jackson (20p) 25 ½ 6 ¾‡
Brown Boveri Kent 6pcDb 1988-93 £80½ 1¼. 8pcLn 1988-93 £81
Brown Bros 8pcLn 1987-92 £91½ 2 (27/3)
Brown (John) 7¼pcDb 1984-89 £95½ (27/3). 5¾pcLn 2003 £60 (31/3)
Bryant 8pcPf (£1) 70½
Bulgin (A. F.) (5p) 31
Bullers 6pcPf (£1) 54 (27/3)
Bunzl 7pcLn 1995-97 £71½⊕ ½⊕
Burgess 6pcPf (£1) 53 (1/4)
Burroughs ($5) £61⅛ (30/3)
Burton Wst to Sub for Ord 1991 76 9. 8pcLn 1996-2003 £80 (1/4). 9¼pcLn 1998-2003 £90. 8pcLn 1996-2001 £133 5
Butlin's 6½pcDb 1982-87 £96½ (31/3). 7½pc1stDb 1985-90 £92 (1/4)

C—D

C. H. Industrials 7pcPf (£1) 252 (30/3)
Cadbury Schweppes 3½pc1stPf (£1) 47 (1/4). 8½pc1stDb 1994-2004 £85 (30/3). 9pc1stDb 1990-95 £94 7½
Caffyns 6½pc1stPf (£1) 56 (1/4). 10pc Pf (£1) 122
Calor 7pcDb 1985-90 £89½ (27/3)
Canadian Overs Pack R24. 495p
Caoo Industries 10pcDb 1986-91 £93 (30/3)
Capital Radio (10p) 163 5 7 8‡ ½‡ 9 71‡
Carclo Engineering 10½pcLn 1990 £110 7
Carlton Industries 7pcPf (£1) 89 (27/3). 9¼pcLn 1986-91 £97¼ ½ 8
Central Sheerwood 10pcPf (£1) 40 4 (1/4)
Centreway Industries 11pcPf (£1) 115 (27/3)
Centreway Trust 11pcPf (£1) 110 (27/3)
Channel Tunnel Invest (5p) 85
Charnos 7pcPf (£1) 66
Cherringtons Industrial 6pcLn 1988-93 £81 ½ (30/3). 10¾pcLn 1993-98 £94½ (1/4)
[illegible] Consolidated (2p) 325 (31/3)
Chepstow Racecourse 250 (31/3)
Chloride 6pcPf (£1) 48 (31/3)
Clydo Blowers 192⊕
Clarke (T.) (10p) 45
Coats Patons 4½pcLn 2002-07 £51 (1/4). 6¾pcLn 2002-07 £68 9 72. 7½pcLn 1990-95 £85⅛ 8⅛ 7½
Coats Viyella 4.9pcPf (£1) 64 (31/3)
Cohen (A.) Non-Vot A (20p) 564
Combined English Stores 9½pcLn 1986-91 £80 (31/3)
Cookson 7pcPf (£1) 62 (31/3)
Cope Allman Internat 7¼pcLn 1971-90 £91 2½
Corner Brook Pulp Paper 4½pcPf (£1) 39 (1/4)
Courtaulds 5pcPf (£1) 48 (27/3). 6pc Pf (£1) 56 (27/3). 7¼pcDb 1989-94 £90. 5½pcLn 1994-96 £75¼. 6½pc Ln 1994-95 £80½ 1. 7¼pcLn 1994-96 £84 5 ½ ¾. 7¾pcLn 2000-05 £83
Courtaulds Clothing 7½pcPf (£1) 65 (31/3). 6¼pcDb 1984-90 £92
Courts (Furnishers) 219 20 (31/3)
Cowan de Groot 10½pcPf (£1) 116 (31/3)
Craig Rose 5pcPf (£1) 50⊕
Croda World Traders 7pcPf (£1) 63
Cronite 14pcDb 1992 £270 (30/3)
Crystalate Hldgs 8pcPf (50p) 35 8¼pc Ln 2003 £156 6 7. 9¾pcLn 1999-2000 £385⊕ 98⊕
Cummins Engine ($2.50) $80⅛ (31/3)
DAKS Simpson £15¾ (30/3)
DRG 7¾pcLn 1986-91 £92 ½
Dale (10p) 125 (31/3)
Dalgety 4.85pcPf (£1) 66 (1/4). 6½pc Db 1985-95 £80 (27/3)
Davenport Knitwear (10p) 360 5 (1/4)
Davies Metcalfe (10p) 360 5 (1/4)
Debenhams 6¼pcDb 1990-95 £80⊕. 7¼pc Db 1991-96 £83½ (31/3). 6¼pcLn 1986-91 £86½ (1/4). 7¼pcLn 2002-07 £79 (30/3). 7¼pcLn 2002-07 £80
Delta 4.2pcPf (£1) 54 (30/3). 7¼pcDb 1985-90 £94. 10¼pcDb 1995-99 £105 (30/3)
Desoutter Bros (Hldgs) 5.25pcPf (£1) 65
Dewhirst (I.J.) (Hldgs) 9.75pcPf (£1) 112 (30/3)
Dewhirst (10p) 31 5 (1/4)
Dickie (James) (Drop Forgings) 57
Dixons Ln 39½ 40 ½ 1½ 2 3. Non Dixons Ln (Ptlyd 3/6/7) 39½ 40 ½ 1½ 2 3. Ln (NilPd 3/4/87) 80 ½⊕ 9½⊕ 10⊕ 10⊕ ½⊕ ½⊕ ¼⊕ 10 ½⊕ 2⊕ ½⊕ 30
Dominion Internat Wrpt 10 10 1
Dow Chemical ($2.50) £49⅛ (31/3)
Drummond 8pcPf (£1) 72 (30/3)
Dunhill Hldgs 4.2pcPf (£1) 56 (1/4)
Dunlop Textiles 6½pcPf (£1) 62 (31/3)

E—F

EIS 5pcPf (£1) 47
EMAP 183 4 5 6 7 8. 5pcPf (£1) 44⊕
E.R.F. (Hldgs) 10pcPf (£1) 107 (30/3)
Eastern Produce (Hldgs) 10½pcLn 1997-02 £230 (31/3)
Elswick 8pcPf 1992-94 (£1) 460
Elys (Wimbledon) 563½ (1/4)
Empire Stores (Bradford) 9¼pcDb 1994-99 £96⅛ (27/3)
English China Clays 6¾pcDb 1985-90 £90½. 7¼pcDb 1987-92 £89½⊕. 7½pc Ln 1993-98 £82⊕
English Electric 6¼pcDb 1984-89 £95 ½ (27/3). 7pcDb 1986-91 £93 4
Evered Hldgs 3.85pcPf (£1) 45 50
Evode 8pcLn 2003-08 £178 (1/4)
Excalibur Jewellery 11.5pcPf (£1) 93 (1/4)
FII 7.7pcPf 1995-99 (£1) 230
FKI Electricals 7pcPf (£1) 422 35 45 (1/4)
Farnham 12.5pcPf (£1) 143
Ferranti 3.5pcPf (£1) 50½ (30/3)
Finlay (James) 4.2pcPf (£1) 55⊕
Fisons 6½pcDb 1984-89 £94 (1/4). 5¾pc Ln 2004-09 £87⊕
Fobel Internat 8pcLn 1988-93 £75
Fogarty (30p) 212
Folkes (5p) 51 ½ ½
Fortnum and Mason (£1) £29
Foseco Minsep 4¾pcPf (£1) 56 (1/4). 8¼pcPf 180 (27/3). 10pcLn 1980-85 147 (30/3)
Friendly Hotels 5pcPf (£1) 152
Futura Hldgs 490

G—H

GKN 6½pcLn 1988-93 £80 (1/4)
G'N (UK) 7½pcDb 1986-91 £90 (30/3). 10½pcDb 1990-95 £105⊕
G.R. (Hldgs) 10½pcPf (£1) 123 (31/3)
General Electric 7¼pcLn 1987-92 £86. 7¾pcLn 1988-93 £89 90½
General Motors ($1 2/3) $76⅛ (31/3). 7¾pcLn 1987-92 £90¼ 1 (30/3)
Gestetner Hldgs 10pcLn 1980-85 £130
Gibbs Dandy (10p) 135⊕
Glass Glover 6½pcPf 2000 (£1) 120
Glaxo 6¾pcLn 1985-95 (50p) 38 (1/4). 7¾pcLn 1985-95 (50p) 42 ½
Glynwed Internat 7½pcDb 1989-94 £84½ (1/4). 10¾pcLn 1994-99 £97½
Gnome Photographic Products (10p) 145 (1/4)
Goodwin (10p) 44 5
Gossard (Hldgs) 5½pcPf (£1) 56 (30/3)
Grace (W. R.) ($1) £38¾ (1/4)
Grampian Hldgs 7pcPf (£1) 64
Grand Met 5pcPf (£1) 46 (27/3). 6¼pc Pf (£1) 56½ (1/4). 10pcLn 1991-96 £98½ 100
Great Universal Stores 5½pcLn £49⊕. 7½pcLn 1983-88 £96 (1/4). 8¼pcLn 1993-98 £90½
Gresham Inds (R0.25) 20⊕
Hall Engineering (Hldgs) 5.55pcPf (£1) 69⊕
Halliburton ($2.50) £21 (1/4)
Halma 11pcPf (£1) 132 (31/3)
Hanover Druce 6.75pcPf (£1) 115 (30/4)
Harrisons Crosfield 6½pcPf (£1) 56 (31/3)
Hasbro Inc Shs of Com ($0.50) £14.7 (30/3)
Hawker Siddeley Grp 5½pcPf (£1) 50 1 2. 7¼pcDb 1987-92 £88 91. 8¾pcDb 1987-92 £97⊕
Henlys 8¼pcLn £78. 10¼pcDb 1990-95 £102
Hepworth Ceramic Hldgs 7¼pcDb 1983-93 (30/3). 10.4pcDb 1992-97 £102⊕ £91½ (30/3). 10.4pcDb 1992-97 £102⊕
Hercules Inc Shs of Com of NPV 356⅝ (31/3)
Herrburger Brooks 115
Hewitt (J) (Fenton) 10pcPf (£1) 112
Heywood Williams Grp 120 20 2 2 3 3 4 4 5 5 ½ 6 6 7
Hickson Intnl 8½pcLn 1989-94 £80 (31/3)
Higgs Hill 8pcLn 1989-94 £88 (30/3)
Hall Smith Hldgs 14pcDb 2000-03 £116 (1/4)
Hobsons Publishing New (5p) 370 70 (1/4)
Hoechst Ag (DM 50) £96.054889 DM 281 282 282 282½. Wts to sub (DM 50 each) £220½ (30/3)
Hoechst Finance 10pcLn 1990 £102¼
House of Fraser 8¼pcLn 1993-98 £85 6 7
Howard, Wyndham (5p) 18 (30/3). 18pcLn 1976-91 £89 (1/4)
Hunslet (Hldgs) 360 (1/4)
Hunterprint Grp 6½pcPf (£1) 153½ (30/3)
Hunting Assoc Ind 9½pcLn 2003-08 £178

I—J—K

IMI 5½pcLn 2001-06 £60½⊕ 1⊕. 7¼pcLn 1986-91 £89 ½ 90 (1/4). 7¼pcLn 1988-93 £89½. 8pcLn 1985-90 £95½ (25/3)
Illingworth Morris (Saltaire) 7pcPf (50p) 29½ (31/3)
Imperial Chemical Ind 5¾pcLn 1994-2004 £67. 7¾pcLn 1986-91 £94 ½ ¾ 5 ½ 5. 8½pcLn 1988-93 £95 ¼ ½ ¾ 6 ¼ ½ ¾. 11¼pcLn 1991-96 £106½ ¾ 7
Imperial Cold Storage Supply (R0.25) 130⊕. Automatic Cnv Cum Pf (R0.25) R5.7 (27/3)
Intntl Bus Mach Cpn ($1.25) £93⅛ 4 ⅛ ⅜ ⅝
Intntl Leisure Grp 7¾pcPf (£1) 130
Intntl Paint 8¼pcPf (Ir £1) I£0.45 (27/3)
Jamesons Chocolates (10p) 190
Johnson, Firth Brown 11.05Pf (£1) 124 (31/3). 11pcLn 1993-98 £90 2
Johnson, Matthey 8pcPf (£1) 545 80 5. 8½pcDb 1985-95 £92 (27/3)
Johnston Grp 10pcPf (£1) 122 (30/3)
Jones, Stroud (Hldgs) 10pcPf (£1) 116 (30/3)
Juliana's Hldgs 7½pcPf (£1) 116
Juliana's Hldgs 7¼pcLn 2000-02 £64 (1/4)
Kelsey Ind 11¼pcPf (£1) 142¼⊕
Kenning Motor Grp 7pcPf (£1) 65 (31/3)

L—M

Ladbroke Group 8pcLn 1990-92 £93 (1/4)
Laing (John) A (25p) 485 6 7 8 500 2 3 4 6 7
Lamont Hldgs 10pcPf (£1) 122 32‡ (30/3)
Laporte Ind (Hldgs) 8pcDb 1993-98 £87¼
Latham (James) 8pcPf (£1) 101 (31/3)
Lee Cooper Grp 7pcPf (£1) 64 (27/3)
Lewis (John) 5pcPf (£1) 40½ (27/3)
Lewis (John) Partnership 5pcPf (£1) 49 (30/3)
Lewis's Inv Tst 6½pcDb 1985-90 £89¼ (30/3)
Lex Service 8½pcLn 1992-97 £90 3 (31/3)
Liberty 6pcPf (£1) 54 (1/4)
London Entertainments (20p) 103 (31/3)
London Intntl Grp 8pcLn 1990-95 £88 7. 10¼pcLn 1990-95 £99 (27/3)
Lonrho 7¼pcDb 1986-91 £90 (27/3). 9pcDb 1987-92 £93½⊕
Lowe (Robert H) 6½pcPf (£1) 40 (1/4)
Lucas Ind 7¼pcLn 1983-88 £95. 10¼pc Ln 1992-97 £105⊕
Lyles (S.) 11pcPf (£1) 110 (30/3)
Lyon, Lyon 145 (31/3)
MK Elec Grp 7¼pcLn 1986-91 £91 (1/4)
ML Hldgs 7pcPf (£1) 73 94⅝ (27/3)
MY Hldgs (10p) 43 (1/4)
McAlpine (Alfred) 9pcPf (£1) 114
McCarthy, Stone 7pcLn 1999-04 £187⊕
McKechnie 10pcLn 1994-99 66½ 265 (31/3)
Magnet Southerns 5.25pcPf (1) 70
Mallet New (5p) 195 7 200
Mappin, Webb Hldgs 5pcPf (£1) 56 (27/3). 5½pcPf (£1) 50 (1/4)
Marks, Spencer 7pcPf (£1) 68
Marley 6½pcPf (£1) 59 (27/3)
Marshalls Halifax 10pcPf 113 (31/3)
Massey-Ferguson Hldgs 7½pcDb 1987-92 £91¼ ¼ (27/3)
Menzies (John) 9pcPf (£1) 115
Metal Box Wts to sub 60. 4.9pcPf (£1) 64 (30/3). 10½pcLn 1992-97 £100 ¼ 1½ (1/4)
Michelin Tyre 6¾pcDb 1984-89 £94¾ (27/3)
Micro Business Systems 6pcLn 1997 £82⊕
Millfields Inv 7pcPf (£1) 99 102 ½ (27/3)
Mintv 420
Mitchell Cotts 3.5pc2ndPf (£1) 45 (27/3)
Montanto ($2) £47⅜ (31/3)
Montano Plc 5pcGtdLn 1992-97 £68¾ 9¼ 70. 6¼pcGtdLn 1992-97 £74 (27/3)
Morceau 8¾pcCnvLn 2000 £73
Morgan Crucible 9½pcDb 1995-2000 £98½ (27/3)
Morton Sundour Fabrics 5pc1stPf (£1) 46 (31/3)
Mount Charlotte Invst 9½pcCnvLn 1995-2000 £445 50 5

N—O—P

Newbold and Barton 94 (27/3)
Newman Indus 10½pcLn 1996-98 £82 (31/3)
News Intntl 7pc1stPf (£1) 66
Next Plc 7pcAPf (£1) 64 (1/4). 10pcB Pf (50p) 45½ (1/4)
Nobo Grp (10p) 175
Norcross 15¾pcDb 1990-95 £117
Normans Grp 8¼pcCnvLn 1999-04 £104⊕
Norsk Data B (NK20) £21¼⊕
North British Steel 42 5
Northern Engineering 5pcPf (£1) 37. 8¼pcLn 1988-93 £88¼ (1/4). 9pcLn 1990-95 £93
Northern Foods 7¼pcDb 1985-90 £93
Oliver (George) 385 90 5 400 (27/3)
Oriflame Inter (£1) 960
Pall Corp ($0.25) £32⅛⊕ 32⅛⊕ 32.70756 32⅞⊕ 33⊕
Parker Knoll 630 40
Parkland Textile 157 (30/5). 4.2pcPf (£1) 54
Paterson Zochonis 10pcPf (£1) 133⊕
Pavilion Leisure (10p) 83 5 (31/3)
Pearson 5½pcLn 1988-93 £70. 6¾pcLn 1988-93 £76. 8pcLn 1988-93 £80 (31/3). 9pcLn 1996-2001 £88½ (27/3). 10¼pcLn 1993-98 £106 (1/4). 13pcLn 2007 £125½. 10½pcPtlyCnvLn 1993-98 £285 (1/4)
Pegler-Hattersley 7pcLn 1989-94 £86 (27/3)
Pentos Dfd (20p) 197 8 200
Peugeot Talbot Motor 5½pcDb 1984-89 £89
Pfizer ($0.10) $73¾ 73⅞ 74¼ 74⅜ (27/3)
Phicom 8pcCnvPf (£1) 108
Pittard Grp 9½pcPf (£1) 116
Plessey 7¼pcDb 1992-97 £85
Polly Peck Inter 6pcCnvPf (£1) 92 4 (31/3)
Portals 6pcPf (£1) 42 (27/3). 9½pcCnv Ln 1994-2000 £200 (31/3)
Powell Duffryn 4¾pcPf (50p) 22½ (1/4)
Pratt (F) Engineering 7¾pcLn 1987-92 £80⊕
Press Tools (10p) 130⊕
Pressac 10.5pcPf (£1) 110

Q—R—S

Queens Moat Houses 10¼pc1stMtgDb 2020 £100 (30/3). 10½pcCnvLn 1989-91 £436
Quick (HandJ) Grp 10pcPf (£1) 110 (30/3)
RCO (10p) 99. Nw. (10p) 99 (30/3)
R.E.A. 4.9pcPf (£1) 100 (27/3). 9pcPf (£1) 77 9. 13¾pcLn 1987-90 £99⊕. 12pcLn 2000 £97
RHP Grp 7pcPf (£1) 61 (30/3)
RJR Nabisco $59.69 (27/3)
RPH 4pcPf (£1) 36 (27/3). 4½pcLn 2004-09 £45. 9pcLn 1999-2004 £88 ½ 9
Racal-Chubb 8pcLn 1992-95 £88 (1/4). 8½pcLn 1987-92 £95¼
Rank Org 6¼pcPf (£1) 58 9. 8pc2ndPf (£1) 77½. 5½pcLn 1990-95 £74½. 6pc Ln 1983-88 £90. 8pcLn 1988-93 £89. 10¾pcLn 1997-2002 £103½ 5
Ranks Hovis McDougall 6pcAPf (£1) 57½. 6pcBPf (£1) 56 (31/3). 6¼pcLn 1985-88 £93 4 ½. 6¾pcLn 1983-88 £84½. 8½pcLn 1990-94 £89½ (1/4). 8¾pcLn 1991-95 £94 ½ 5 6½ 7
Readicut Int 5½pc2ndPf (£1) 49 (27/3). 8¾pcLn 1988-93 £90 (31/3)
Reckitt and Colman 5pcPf (£1) 49 (1/4)
Redfearn Nat Glass 7pc2ndPf (£1) 56 8½ (27/3)
Redland 5pcPf (£1) 62 (31/3)
Reed (Austin) 360. 8pcPf (£1) 73¼ 4
Reed Decr Prod 4pc1stMtgDb £38 (27/3)
Reed Inter 5pcPf (£1) 47 (31/3). 7¼pc Db 1987-92 £90. 7¾pcDb 1990-95 £94½ (27/3). 7¾pcLn 1996-2001 £81. 10pcLn 2004-09 £95 6 8 100 ¼ 3
Renold 6pcPf (£1) 50. 7¾pc2ndDb 1992-97 £82 (31/3). 8pc1stDb 1991-96 £84¾ (1/4)
Rivoli Cinemas (50p) £33 (31/3)
Robertson Foods 5.5pcPf (£1) 72 (30/3)
Robinson Bros (Ryders Green) 11pcPf (£1) 137
Robinson (Thos) 7pcCnvPf (£1) £10.05 (31/3)
Rockware Grp 7.7pcCnv2ndPf (£1) 275 (31/3). 7pc1stMtgDb 1988-93 £88¼ ⅞ (30/3). 8pcLn 1995-99 £78 (31/3)
Rodime ADS ($8) (27/3)
Rooner 11½pcPf (£1) 140½ (1/4)
Rowntree Mackintosh 6pc1stPf (£1) 55½ (1/4). 7pc2ndPf (£1) 62 4½ (1/4). 7½pc 3rdPf (£1) 70
Rugby Portland Cement 6pcLn 1993-98 £70
Russell (Alex) 5.75pcPf 95 (30/3)
S & U Stores War 22
STC Intntl Comp 6pcDb 1983-88 £95 (31/3)
Saatchi & Saatchi 6pcLn 2015 £155
Sainsbury (J) 6½pc1stDb 1988-93 £80 (27/3). 7¼pc1stDb 1987-92 £86. 8pcLn £75
Sanderson Murray & Elder (Hldgs) (50p) 155 (27/3)
Savoy Hotel 8½pcLn 1993-98 £84 (30/3)
Scantronic Hldgs 5.75pcPf (£1) 165½ 83 8 90 ½
Scapa Grp 8pcLn 1988-93 £84
Schering AG (DM50,DM100&DM1000) £635½
Schneiders (S.) & Son 6pcPf (£1) 44 (27/3)
Scottish Agri Ind 5¾pcLn 1994-99 £59 (31/3)
Sears 7½pcPf (£1) 66 (31/3). 7pcAPf (£1) 65. 7¼pcLn 1992-97 £81⊕
Soars Eng Hldgs 8¼pcDb 1987-92 £91½
Sears Roebuck Com ($0.75) $50 (1/4)
Senior Eng Grp 9¾pcLn 1994-99 £89 (1/4). 9.4pcLn 1991-96 £90 (1/4)
Sidlaw Grp 7½pcLn 2003-08 £66 (31/3)
Simon Eng 7.75pcPf 1992-97 (£1) 103 (31/3)
Sinclair Goldsmith Hldgs (10p) 94. New (10p) (FpLA3/4/87) 93
Sketchley 4.2pcPf (£1) 135⊕
Slingsby (H. C.) 190 (31/3)
Smith (John) (Field Head) 5½pcPf (£1) 48 (1/4)
Smith (W. H.) & Son (Hldgs) B (10p) 64. 8pcDb 1987-92 £92½ (1/4). 5¼pcLn £54⊕
Smiths Inds 7½pcDb 1983-88 £96 (1/4). 11¾pcDb 1995-2000 £99 105½ (30/3)
Smurfit (Jefferson) Grp 10½pcLn 1975-95 £86 (1/4)
Sommerville (W.) & Son 495 500
Spillers 7¼pcDb 1984-89 £95
Squibb Corp Com ($1) $143½⊕
Stag Furniture Hldgs 11pcPf (£1) 132 4
Staveley Inds 7¾pcLn 1986-91 £87 (27/3). 7½pcLn 1988-93 £87 (1/4)
Stead & Simpson 595⊕
Steel Bros Hldgs 7pcLn 1990-95 £78 (31/3). 9pcLn 1990-95 £89 (30/3)
Steetley 6¾pcDb 1985-90 £92½ (27/3)
Stoddard (Hldgs) (10p) 47. 4pcPf (£1) 45 (1/4). 10pcPf (£1) 390 (1/4)
Stonehill Hldgs 10½pcPf (£1) 96 (31/3)
Storehouse 9pcLn 1992 £181 2 3
Sunlight Service Grp 6¼pcPf (£1) 75⊕
Sutcliffe, Speakman War 45. 9½pcPf (£1) 106 7
Suter Dfd (5p) 273⊕ 5⊕
Swan (John) & Sons 295⊕
Symonds Eng (5p) 30

T—U—V

TDK Corp om (Y50) $21¼ Y100
TI Grp 5.8pcLn 1989-94 £79. 7.7pcLn 1989-94 £86½ (31/3). 9pcLn 1989-94 £98
Tarmac 6¼pcDb 1989-94 £80⊕. 6¾pcDb 1989-94 £77½ (1/4). 7½pcDb 1992-97 £84½ (31/3). 8¼pcLn 1990-95 £90 1 2
Tate & Lyle 6½pcPf (£1) 59 61. 7¼pcDb 1989-94 £87. 6¾pcLn 1985-90 £91 (1/4). 10¾pcLn 2003-08 £104 (30/3)
Television South 10pcLn 1997 £244½ (31/3)
Telfos Hldgs War 28. 9pcPf (£1) 107 (31/3)
Tenneco Inc 10pcStlgCnvLn 1991-95 £178 88 (1/4)
Tesco 4pcLn 2006 £49¼ (1/4)
Tex Hldgs (10p) 112½
Thomson Org 4.72pc1stPf (£1) 63. 5.83pcPf (1) 75 6. 21.7pcPf 74⊕. 5pc1stDb 1964-94 £73 (31/3)
THORN EMI War 171. 3.5pcPf (£1) 46. 5pcLn 2004-09 £51. 7½pcLn 1989-92 £90 (27/3). 7½pcLn 2004-09 £77½ 82. 8½pcLn 1929-94 £90 (1/4)
Thyssen Ag Cdbr (DM10) 825 (1/4)
Tilling (Thomas) 4.55pcPf (£1) 61½ (31/3). 5.25pcPf (£1) 71 (1/4). 8½pcLn 1989-94 £93
Times Furnishing Co (Props) 6pc1stDb 1983-88 £95¼ ½ (27/3)
Titaghur Jute Factory (£1) 130 (1/4)
Tomkins (F. H.) 9¼pcLn 1994 £253 5 (1/4)
Tootal Grp 5pcPf (£1) 47. 4¾pcDb £39. 6¾pcDb 1985-90 £90. 7¼pcDb 1985-90 £90 (1/4). 7¾pcLn 1989-94 £84 7
Towles A N-Vtg (10p) 109
Trafalgar House 7pcDb (£1) 66 (30/3). 8pcLn 1994-99 £83 (1/4). 9½pcLn 2000-05 £94 5. 10¼pcLn 2001-06 £102
Transport Dev Grp 4.2pcPf (£1) 54⊕. 8¼pcLn 1993-98 £83½
Travis Arnold 7pc1stPf 95 (30/3)
Treforest Silk Printers 6pcPf (£1) 56 (1/4)
Trinity Internd Hldgs (Lim Vtg) (50p) 750 5 60
Trusthouse Forte Wts sub Ord 53 4 5 (1/4). 6.25pcDb 1984-89 £90. 7.25pc 1stDb 1986-91 £89 (27/3). 10.5pcDb 1991-96 £101 ½. 9.1pcLn 1995-2000 £91½ (1/4)
Turner Newall 8pcDb 1987-92 £90½ (1/4). 10.1pcDb 1990-5 £99 (30/3)
Turriff Cpn 6¼pcLn 1983-88 £94½ (30/3)
Unigate 5¼pcDb 1985-88 £93. 7¼pcDb 1986-91 £90. 5pcLn 1991 96 £68. 6½pcLn 1991-96 £79. Do 1992-97 £71⊕
Unilever 7pc1stPf (£1) 68⊕. 8pc 2ndPf (£1) 70 (30/3). 5¼pcLn 1991-2006 £63. 7¾pcLn 1991-2006 £85¼ ½ ¾ 6 ½ ⅝ ¾ 7
Union Internl 5pcPf (£1) 54. 7pcPf (£1) 62 ½ (31/3)
United Biscuits Wts sub Ord (1989) 125 6 8 7. 8pcDb 1993-98 £90½ (1/4)
Vantona Viyella 4.55pcPf (£1) 56 9. 5.6pcPf (£1) 73. 4.2pcDb 1984-89 £86 7 7 ½. 7pcDb 1984-89 £92 (30/3). 6.25pcLn 1991-96 £77 (1/4). 7.75pc Ln 1987-92 £88 (1/4). 8.1pcLn 1997-2002 £83 (1/4)
Vickers Pfd 5pc £44. 5pcPf(N-Cum) (£1) 44. Do (Tax Free to 30p) (£1) 63 3 5
Victor Products 10pcPf (£1) 110 (30/3)
Victoria Carpet Hldgs 143
Volex Grp 7pcPf (£1) 50 (27/3)
Volvo AB B (SKr25) (N-Restrtd) SKr311 314

W—Y—Z

WB Industries (10p) 19⅛. 11.5pcPf (£1) 85 (31/3)
WCRS Grp 5pcCnvPf 1999 (10p) 143
WSL Hldgs (5p) 178¼ 80 3 5 7 8‡ 9 90 1 1 2 ½ 3 3‡ 4 5 5 6‡ 7 8 8‡
Waddington (John) 6pcPf (£1) 55½. 8pc Pf (£1) 89½ 73½ 5½
Wade Potteries 10pcPf (£1) 116 (27/3)
Wagon Indust Hldgs 3½pcPf (50p) 22½ (30/3)
Walker Staff Hldgs (5p) 91
Walker (Alfred) 8¼pcCnvPf (£1) 225 6 35 40
Walker Greenbank 6½pcCavPf 128 (30/3)
Walker (Thos) (5p) 42
Warner-Lambert Com ($1) £45⅛ (31/3)
Waterford Glass Grp (Ir£0.06) 116 6 ½ 7 ½ 8½ ½‡ 9‡ ½‡
Waverley Cameron 156⊕
Weir Grp 10pcPf (£1) 106
Wellman 10pcIrrdCnvPf (£1) 191
Westren Motor Hldgs A Non-Vtg Ord 255 7 64½
Westland Grp Wts sub Ord 41½‡ 2 4 ½‡ 5½‡. 7½pcCnvPf (£1) 120½ 1. 8pc Db 1983-88 £92 (1/4). 7¾pcDb 1987-1992 £90. 12¾pcDb 2008 £113 (27/3)
Whitecroft 4.1pcPf (£1) 55
Whittingham (Wm) (Hldgs) 8pcLn 1992-97 £80
Wilkinson Riddell (Hldgs) 5pcPf (£1) 60 (1/4)
Williams Hldgs 10½pcPf (£1) 130 (1/4)
Wilson Bowden New (10p) 139 40 40 1 2 3
Woodhead (Jonas) Sons 9½pcLn 1989-94 £80 3 5 (1/4)
Woolcombers (Hldgs) 7½pcPf (£1) 67⊕. 6pc2ndPf (£1) 50 (1/4)
Xerox Corp Com ($1 $74⅛ 74Z 75 (31/3)
Yates (W. E.) 7½pcPf (£1) 65 (1/4)
York Trailer Hldgs 10pcPf (£1) 146
Yorkshire Chemicals 12½pcCnvLn 1987-92 £290⊕

FINANCIAL TRUSTS,

Amer Express Com ($0.60) $72.93245⊕
Armour Tst 10½pcLn 1991-96 £95 (1/4)
Asset Tst Wts sub Ord 63 4
Baillie Gifford Tech Wts sub Ord 26 (31/3)
Berry Pacific (Sterling) Fund PtgPf (1p) £16.68
Britannia Arrow Hldgs Wts sub Ord 83 7. 6¾pcPf (£1) 62 (1/4)
Britannia Jersey Gilt Fund PtgPf (1p) 22.6 (1/4)
Cater Allen Gilt Edged Fund PtgPf (1p) £13.7 (31/3)
Compagnie Bancaire S.A. (FF100 (Br) £86
Daily Mail Gen Tst (50p) £29⊕
Exploration (5p) 135
First National Fin Cpn 10pcLn 1992 £100
First National Secs (Hldgs) 12½pcCnvLn 1987 £715
Goode Durrant 3.5pcPf (50p) 21 (31/3)
Govett High Income Gilt Fund PtgPf (1p) 50 (1/4)
Guinness Mahon Global Strategy Fund Ptg Pf ($0.01) £73.6995 (27/3)
Highcroft Invst Tst 160 (31/3)
Hunting Grp 4.2pcPf (£1) 50 (30/3)
IGI Global Funds Pf ($0.01) £14.71 (30/3)
Inchcape 5¼pcPf 1990-92 (£1) 84 (1/4). 8pcLn 1987-90 £94½. 10½pcLn 1990-95 £101 (30/3). 12½pcLn 1993-98 £105 (1/4)
Intnl City Hldgs 8½pcPf (£1) 110 (30/3)
Intnl Inv Trst Co Jersey Wts 190 (31/3)
Intnl Stock Exch UK Rp Ir 7¼pcDb 1990-95 £84⊕
JF Pacific Wt Co SA ($2) £34½ 5 ½ (27/3)
Lndn Euro Grp 10½pcLn (1995) £80 (31/3)
Melville St Invests New 122 3 7. Wts 31 2 5
Mercantile Hse Hldgs Ln 1984-89 £99¼⊕
Mercury Money Market Trst Prf (1p) £1.455 (27/3)
Mercury Offshore Sterling Trst 115.3 (1/4). Shs NPV 112.8 (30/3)
Murray Ventures Wts 92 (1/4)
NMC Invests Wts 157 (1/4)
Nat Westminster (CI) Prf (1p) 57⊕
RBC Intnl Cap Fd Prf ($0.01) £27.9539 $46.15 (27/3)
Renaissance Hldgs New 101⊕. Wts 34 (31/3)
Rothschild (J) Hldgs Wts 82½ 3 ½
Schroder Portfolio Selection Prf ($0.01) (US Fd) $1.893 (1/4). Pf $0.01 (Jpn Fd) 200.9 (1/4)
Smith New Court 12pcLn (2001) £105 (27/3)
Strata Invests Wts 72 (31/3)
TSB Gilt Fund (1p) 109½ (1/4)
Thornton Oriental Inc Fd Cap ($0.10) £0.775 12.46
Thornton Pacific Invest Fd SA (£1) 814. Wts 590⊕ 15⊕ 8⊕
Transcontinental Services Grp Wts 92
Utd Leasing 9½pcLn 1998-2001 £140
Value Inc Trst Wts 19. 6¼pcPf (£1) 116 7½ 8
Vanbrugh Currency Fd C Prf (1p) 169.9 (27/3)
Welsh Inds Inv Trst (5p) 160
Yule Catto 11½pcPrf 1998/2003 (£1) 133 (31/3)

INSURANCE

Alexander Alexander Servs Inc ($1) £18¼
Gen Acc Fire Life Assc Corp 7½pcLn 1987-92 £90¼. 7¾pcLn (1992-97) £88½⊕
Guardian Royal Exchange Assce 7pcLn 1986-91 £90 1 2¼
Pearl Grp 6¼pcPf (£1) 80 (31/3)

INVESTMENT TRUSTS

Alliance Trst 5pcPrf £46 (1/4). 4½pcDb after 15/5/56 £42½
Anglo-Amer Secs Corp 4½pcPrf £43 (31/3)
Anglo Scot Invest Trst 6½pcDb 1994-99 £69 (31/3)
Atlantic Assets Trst 5pcPrf (£1) 45
Australia Invest Trst Wts 55
Baillie Gifford Japan Tst Wts 287 (31/3)
Baillie Gifford Shin Nippon Wts 28 (31/3)
Bankers Invest Trst 10½pcDb (2016) £100⅝ ½ 1
Brit Assets Tst 5pcPf £45½ (31/3)
Brit Empire Sec and Gen Tst 10½pcDb (2011) £101 (31/3)
CSC Invest Trst 200 (1/4)
Dapac Invest Trst Wts 37
Derby Trst Wts 88
Drayton Consld Trst 3.5pcPrf £49 (27/3)
Drayton Japan Trst 4pcPrf £38½ 40½ (27/3)
Edinburgh Amer Assets Trst 8pcLn 1973-98 (£1) 890 (1/4)
Edinburgh Fin Trsts Wts 19 20. 13⅛pc Db (2005) £120
Edinburgh Invest Trst 11½pcDb (2014) £116¼ ¼
Eng Intnl Trst 5½pcPrf (£1) 48 (31/3)
Eng Scot Investors B 118 (31/3). 5pcDb 1982-89 £92¼ (27/3)
Eng Nat Invest Co (£1) 218. Dfd 186 (31/3)
External Invest Trst (£1) 718 (1/4)
FC Eurotrust 5¼pcLn (1996) £232 (30/3)
FC Pacific Invest Trst Wts 109
First Scot Amer Trst 3½pcPrf £47 (27/3)
First Union Gen Invest Trst (R0.25) 125 (1/4)
Fleming Mercantile Inv Trst 2.8pcPf (£1) 39½ (27/3). 3.5pcPf (£1) 44 (31/3)
Foreign Col Invest Trst 5pcPf (£1) 47 (27/3). 4¼pcDb 1982-87 £95. 5pcDb 1985-90 £87 ½ (31/3). 6¼pcDb 1987-92 £85 (30/3). 7¼pcDb 1989-94 £85 (30/3)
GT Berry Japan Fd ($0.10) $23.04
Gartmore Information and Fin Tst 4¼pcPf £41 (27/3)
German Secs Inv Tst (£1) 112 3 6 9
German Smaller Co's Inv Tst War to sub 85
Globe Inv Tst 10pcDb 2016 £99¼ ⅜. 11½pcLn 1990-95 £350
Govett Strategic Inv Tst 10¼pcDb 2016 £104½⊕
Greenfriar Inv War to sub 297 305 (30/3)
Kleinwort Charter Inv Tst 5pcPf £48 (27/3)
Law Debenture Corpn 3.85pcPf (£1) 52 (27/3). 4pc2ndDb 1978-88 £94¼ (27/3). 4pc2ndDb 1983-88 £94½ ½ (27/3)
London and St Lawrence Inv (5p) 103½⊕. 5pcPf (£1) 40 (1/4)
Merchants Tst 4½pcPf (£1) 42 (27/3)
Metropolitan Tst 4½pcPf (£1) 39½
Monks Inv Tst 11pcDb 2012 £110⅝ (27/3)
Murray Inc Tst 6pcDb 1983-88 £98⅝⊕ 11⊕
New Darien Oil Tst War to sub 4½
New Throgmorton Tst (1983) 12.6pcDb 2008 £119⅛ (1/4)
New Tokyo Inv Tst War to sub 141 8 (1/4)
Plantation Tst 7½pcLn 2000 £90 (30/3)
Raeburn Inv Tst 5pcPf £49½ (27/3)
Rights and Issues Inv Tst Inc 68 (1/4). 7½pcPf (£1) 70
River and Mercantile Tst 5pcPf £42 (31/3)
River Plate and Gen Inv Tst War to sub 170
Scottish Cities Inv Tst 580 (1/4)
Scottish Mortgage and Tst 6-12pcDb 2026 £104 ½. 8-14pcDb 2020 £129 (27/3)
Scottish National Tst 10pcDb 2011 £100 (30/3)
Securities Tst of Scotland 7pcDb 1988-93 £82½ (27/3). 12pcDb 2013 £114½ (31/3)
Shires Inv War to sub 55 7
TR Australia Inv Tst War to sub 157 7
TR City of London Tst Pf(20pc) (£1) 187 (1/4). 6pc1stPf £56 (27/3). 6pc2ndPf (£1) 55 (31/3). 10¼pcDb 2020 £21 (31/3)
TR Pacific Basin Inv Tst War to sub 675. 6¼pcDb 1997-2002 £66 (1/4)
TR Technology Inv Tst 5pcPf (£1) 45 7 (27/3)
Throgmorton Tst 12¾pcDb 2010 £120¾ 1¼
Throgmorton USM Tst 5½pcPf (£1) 117 8 20 (27/3)
United States Debenture Corpn 4.6pcPf £60 (30/3)
Updown Inv 300½
Vantage Secs (10p) 105 (1/4)
Witan Inv 8pcDb 1996-99 £85½ (27/3). 8½pcDb 2016 £86 ⅛ ¼ ¼ ⅜ (1/4)

UNIT TRUSTS

Henderson Intnl Tsts 196.8⊕
M & G American Smaller Co's Fd Inc 64.6⊕. Accum 64.6
M & G Gold & General Fd Inc 72½⊕ Accum 76
M & G Intl Inc Fd 67.4 9 71. Accum 75.1 (30/3)
M & G Japan Smaller Co's Fd Inc 85.3 (1/4). Accum 89

MINES—MISCELLANEOUS

Asarco Inc Npv £14.2 (27/3)
Baichi Tin (10p) 39 40
Botswana RST (Pu2) 10 5
Cons Gold Fields 6½pcLn 1987-92 £82. 7¼pcLn 1999-2004 £78 81 (1/4). 8¼pcLn 1988-1993 £91
De Beers Cons Mines (R0.05) $12.8 12.95 p 785
El Oro Mining & Exploration (10p) 262
Hemlo Gold Mines Inc Npv $C22⅞ 25⅛ 25½ 25¾ 26⅝
Mhangura Copper Mines (Z$1) 13
Northcart Inv (R0 10) 12 (27/3)
Rio Tinto-Zinc Corpn $13.4 13.45 13½ 13.52 p 838 40 2 5. Accum 785. 3.325pcAPf (£1) 45 (1/4). 6¾pcLn 1985-90 £90½⊕
Zambia Cons Copper Mines B (K10) 45 (1/4)

MINES—SOUTH AFRICAN

Anglovaal A (R0.50) £52 (30/3)
Coronation Syndicate (R0.25 114 20 (31/3)
DAB Inv (R0.10) 350 (1/4)
East Daggafontein Mines 245⊕
General Mining Union Corpn 12.5pcDb (R27) £7 8½ (27/3)
New Central Witwatersrand Areas (R0.50) £12½ (1/4)
New Kleinfontein Props (R0.25) 100
Trans-Natal Coal Corpn (R0.50) 115
Western Deep Levels Option £20½ (27/3). 12pcDb 1986-93 (R1) 15 ⅛ (27/3)

OIL

Atlantis Int Ltd NPV 52 4 7¼‡
British Petroleum Co 9pc 2ndPf (£1) 85 8½
Burmah Oil PLC 6pc 1stPf (£1) 55 (27/3). 6pc2ndPf (£1) 55¼ ½. 7¼pcPf (£1) 65 6. 8pcPf (£1) 74 (1/4)
Conoco 8pcLn 1987/94 £83½ (1/4)
Damson Oil Corp (0.40) £0.30
Great Western Res Incs NPV 105 6.Ser B 100 (27/3)
Mobil Corp ($2) £29
Shell Transport and Trading (Br) (25p) (Con 177) 12.2 12.22. 5½pc 1stPf(£1) 53 (1/4)
Texaco International Financial Corp 4¼pc Stlg$ 1981-99 £67
Total-Compagnie Francais Des B (FFr50) FFr492.636 496

PROPERTY

Allied London Prop 8½pcLn 1999 £220 (1/4)
Allnat London Prop 6¾pc 1stMtgDeb 1986-89 £93 (1/4)
Boscombe Prop Tst 5pc1stPf (£1) 40 (1/4)
Bradford Prop 10pcPf (£1) 136⊕ 44½⊕
Brixton Ests 9.5pc 1stDb 2026 £97. 11.75pc 1stMtgDb 2018 £119 (31/3)
Capital & Counties 4.2pc Pf (£1) 54⊕. 6⅞pc 1stMtgDeb 1995-2000 £78¼ (27/3). 9¼pcLn 1991-96 £98
Centrovincial Estates 6¼pcLn 1988-93 £81. 11¼pc 1stMtgDeb 2016 £112
Charlwood Alliance Holdings 7½pc Ln (50p) 34¼ (31/3)
Churchbury Estates 9pc Ln 2000 £87 (1/4)
City Site Estates 7pc Ln 2005-06 £119½ 20 (30/3). 7pc Ln 2005-06(Fp/PAL 24/4/87) £118 (1/4)
Colman (E. Alec) Investments 8pc Ln 1991-96 £83 (30/3)
Craigton Combined Secs 8¼pc 1stMtg Deb 1986-91 £88 (30/3)
Estates & General Investments 4.0pc Pf (50p) 32 (1/4)
Great Portland Estates 9.5pc 1st MtgDeb 2016 £94¼ ½ (1/4)
Green Property Co Ord (IrI£0.25) 88⊕
Greycoat Group 12.85pc Ln 1990-92 £105 (1/4)
Hammerson Prop Inv & Dev Corp 506 6
Haslemere Estates 10¼pc 1st MtgDeb 1998-2003 £87 (1/4)
Land Securities PLC 6pc 1stMtgDeb 1988-1993 £87½. 7¼pc 1stMtgDeb 1991-96 £87¼. 9pc 1stMtgDeb 1996-2001 £94¼ 5. 10pc 1stMtgDeb 2025 £101⅞ (1/4). 8½pcLn 1992-97 £90 1 6
London & Prov Shop Centres (Hldgs) 10pc 1stMtgDeb 2026 £101
London SCounty Free & Leas Prop 6¼pc 1stMtDb 1986-95 £81⅛ (27/3)
London Shop 8¼pcLn 1987-97 £87⅛. 10pcDb 2026 £103 (31/3)
MEPC 4½pcPf (£1) 41 (27/3). 5¼pc 1st MtgDb 1984-89 £85 (27/3). 9¼pc1st Db 1997-2002 £101¼ (27/3). 10¾pc 1stMtgDeb 2024 £111⅛ ⅞ (31/3). 8pc Ln 2000-05 £79⊕. 6½pc Ln 1995-2000 £110½
Metropolitain Rly Surplus Lands Co 6¼pc 1stMtgDeb 1986-91 £85 (31/3). 6½pc 1stMtgDeb 1986-91 (27/4)
ew London Prop 5¼pc 1stMtgDeb 1983-1990 £88½ 9 (31/3)
Peachey Prop Corp 5pcPf (£1) 44 (31/3). 6¼pc 1stMtgDeb 1983-88 £96 (31/3)
Peel Holdings 10pcPf (50p) 62 (30/3)
Property Security Inv Tst 8pcPf (£1) 98
Reliable Properties 526 (1/4)
Rosehaugh Greycoat Estates 11pc 1stMtg Deb 2014 £111⅛ ½
Rush & Tompkins Group 7.5pcPf (£1) 132 (1/4)
St Modwen Properties 8.5pc2ndPf (£1) 110
Samuel Properties 11pc 1stMtgDeb 2016 £111½⊕
Scottish Metropolitan Prop 10¼pc 1stMtg Deb 2016 £103 (30/3)
Tops Estates ew 10¼pc 1stMtgDeb 2011-2016 £98⅞ 9
Town & City Properties 8pc Ln 1997-99 £80 (31/3)
Town Centre Securities 9pc Ln 1996-2000 £144½
United Kingdom Prop 8½pc Ln 2000-05 £78 83 (1/4)
Warner Estates Hldgs 10¼pcPf (£1) 136½ 7¼ (1/4)
Wates City of London Prop 176 ½ 9
Webb (Joseph) 7½pcPf (£1) 62 (31/3). 8pc MtgDeb 1985-90 £87½

PLANTATIONS

Anglo-Eastern Plantations Warrants 17⊕
Anglo-Indonesian Corp Ln 1985-88 £75 (1/4)
Beradin Hldgs (5p) 57
Chillington Corp 71 (1/4). 9½Pf (£1) 110 (1/4). 9pcLn 1999 £88 (1/4)
Dunlop Plantations 6pcPf £1 54 7 (27/3)
Inch Kenneth Kajang Rubber 10p 52.22
Jitra Rubber Plantations (10p) 60 (31/3)
McLeod Russel 4.2pc Pf (£1) 55 (27/3). 5pcPf(£1) 60 (31/3)
Malakoff Berhad (SM1) 63
Narborough Plantations (10p) 38 (27/3)
Padang Senang Hldgs (10p) 70 (27/3)
Riverview Rubber Estates Berhad (SM1) 90
Sennah Rubber (£1) £17½⊕
Singapore Para Rubber Estates (5p) 43 5 (31/3)

RAILWAYS

CSX Corp ($1) £18¼ (31/3)
Canadian Pacific £11¼ ½ 8. 4pcPf 34 (31/3)
New Brunswick Railway 4pcDb £29⊕

SHIPPING

Graig Shipping A (£1) 472⊕
Lyle Shipping 6¼pcPf (£1) 27 (1/4).
Peninsular & Oriental Steam Nav 5pcPf £43 (31/3). Warrants 198
S'hampton, IOW & SOE RM Steam Pkt (50p) 400 15
Turnbull Scott Hldgs A (£1) 405 (31/3)

UNLISTED SECURITIES MARKET

Biomechanics Intntl (10p) 24 5 6
Burford Gp 150 5 7
Cannon Street Invest 7.7pcPf 1994-98 £10.2 (31/3)
Castle Communications (5p) 218
Cobra Emerald Mines 68
Continental Microwave (Hldgs) 6.0pcPf 2005 (£1) 110 (31/3)
Cramphorn (50p) 520
Fergebrook Gp 12pcLn 1992-97 £100 10 (1/4)
Forward Gp (5p) 131
Gibbs Mew 230
Gould (Laurence) 150
Heavitree Brew A 465 (31/3)
Hewetson (10p) 87
Hornby Gp (5p) 100 3
JSB Electrical (20p) 127 31 2
Johnson Fry (10p) 195
Misys (5p) 127
New England Prop 10pcLn 1990 £250 (1/4)
Parkfield Gp 7pcPf (£1) 250
Pavion Intntl 3.85pcPf (£1) 44 (30/3)
Perkins (John) Meats (10p) 42 5
Pict Petroleum B (5p) 1
Prism Leisure Corp (10p) 142 4 5
Regina Health & Beauty Products (2p) 38 9 40. New Ord (2p) 38⊕ 40⊕
Reliance Security Gp (5p) 173 4 7 8
Sanders & Sidney (5p) 140 (1/4)
Slomox Intntl (10p) 63
Swindon Private Hospital (£1) 110 (31/3)
Thornton (G. W.) Holdings (5p) 176
Wood (John D.) (10p) 172 7
Wyevale Garden Centres (50p) 178 85

SPECIAL LIST

RULE 534 (4) (a)

Bargains marked in securities where principal market is outside the UK and Republic of Ireland. Quotation has not been granted in London and dealings are not recorded in the Official List

ACI Intnl A$3.857 (31/3)
AOG Minerals 22 A$0.53
Acmex Hldgs A$6.977 (31/3)
Acorn Securities 73
Air Express Intnl $160 (27/3)
Allstate Expins 62
Amatil 435 A$10.07 (1/4)
Amber Gold A$0.341 0.355 (31/3)
American Barrick Resources (Npv) £20⊕ £19½ ⅞ ⅞ $31½
Ampol Expln 172 A$3.96
Amsterdam-Rotterdam Bank $40½ 40.6
Aust Development 195 A$4.684 (1/4)
Aust Foundation Inv 112
Aust Pacific Resources A$0.83 (1/4)
Basic Resources Int (Bahamas) 23 (27/3)
Bass Strait Oil & Gas A$0.129 (31/3)
Beach Petroleum 31⊕ (1/4)
Beverly Enterprises £10½ (1/4)
Black Hill Minerals 15⊕ 17 (27/3)
Brascan A £17.90 (1/4)
Brown-Forman Inc Class B £43.8⊕
CSF (Thomson-CSF) FFr 1675.788 80 1700
Central Norseman Gold 990⊕ £11 A$22.2 22.3 23.23 4 24.42 24.84 24.9 24.95 .5 25.2
Central Victorian Gold Mines 12 A$0.279 (31/3)
Cerebos Pacific S$4.82 4.84 4.86
Comdial Corp 140⊕ 150 (1/4)
Conex Aust 6 ½ A$0.138
Cons Expln 275⊕ (31/3)
Cons Resources 2 ½ 3½
Coopervision Inc Com £11.89⊕ (27/3)
Development Bank of Singapore S$110 ½⊕ S$11.741 (1/4)
Devex 400 (31/3)
Digicon Inc $0.32⊕ (31/3)
Duiker Expln 500
Du Pont (E.I.) De Nemours $111½⊕ ½⊕ 12⊕ ½⊕ (1/4)
Eldorado Minerals & Petroleum 8
Emu Hill Gold Mines A$0.239 (1/4)
Energy Oil & Gas A$0.342 (31/3)
Enoch Minerals Expln A$0.515
Equity Silver Mines 475
European Ventures 26 (1/4)
Flow General 380
Forest Laboratories $27½
Fraser & Neave 300 (27/3)
Generale Occidentale FFr 1337⊕ (31/3)
Golconda Minerals 78 A$1.756 (1/4)
Golden Plateau A$0.56⊕ A$0.568 (31/3)
Golden Valley Mines A$0.542 (1/4)
Grants Patch Mining A$0.893 (1/4)
Greenbushes Tin 25⊕ 8⊕ (31/3)
Greenvale Mining (A$0.20) 8½
Greenwood Resources 2½ (31/3)
Groupe Bruxelles Lambert $107 29 (30/3)
Hang Lung Development HK$11.9 12.0 12.1 12.2 (31/3)
Haoma North West 7 8 9½
Hexcel Corp £30⅞ (30/3)
High Plains Oil Corp 585 (31/3)
Hill 50 Gold Mines 62
HK-TVB HK$12.65 (31/3)
Hooker Corp A$2.848 3.29 (30/3)
Horizon Pacific A$0.558 (1/4)
Hunter Resources A$1.917 (1/4)
Invincible Gold NL A$0.30 (A$0.20) 31
Jardine Matheson Finance Warrants 30⊕ (27/3)
Jones Mining (A$0.20) A$0.723 (31/3)
Kalgoorlie Resources A$0.255 (31/3)
Keystone Intnl 520⊕ (27/3)
Kollmorgen Corp 950
Kuala Sidim Rubber 35 (27/3)
Kulim Malaysia 34 (1/4)
Kulim Malaysia (Malay Reg) S$1.42 (30/3)
Little River Gold Mines A$1.455 (31/3)
Marsan Capital Corp 16
Matsushita Electric Industrial Y1450 (1/4)
McPhersons A$2.75⊕ 2.8⊕ (27/3)
Mid-East Minerals 34⊕ 9⊕ A$0.922
Mitsubishi Heavy Inds Y554 (31/3)
Mount Carrington Mines 250⊕ 255
Mount Martin Gold Mines A$1.047
National Electronics (Cons) 4½ 6
Nationale-Nederlanden CVA (Fl 2.5) £23.9 Fl 77.6 77.7 8
New Zealand Goldfields NZ$5.05 5.07 5.12 (1/4)
North Flinders Mines 910
Oil Search 43⊕ 40 3½ 4 5 5‡ A$1.007
Ollmet Resources 63
Palabora Mining 550⊕ (31/3)
Pan Australian Mining 125⊕ (1/4)
PanCanadian Petroleum £16⊕ (30/3)
Pancontinental Petroleum A$0.182⊕ (1/4)
Petro Energy 3½ (1/4)
Petroleum Securities Aust A$2.9087
Phillips Cables 787½ (30/3)
Pine Vale Invs 26 (30/3)
Pioneer Electronic Corp Y1860 70 5
Planet Resources Grp 4 (1/4)
Playmates Hldgs $0.21⊕ (1/4)
Plenty River Mining 13 A$0.319
Povey Corpn 13⊕ 15 (1/4)
Pretoria Portland Cement R14¾
Pro-Image Studios A$5.481 (31/3)
Regal Hotels (Hldgs) 18⊕ 19⊕ HK$2.45 (1/4)
Royex Gold Mining Corp C$6½
Schering-Plough Corp $92½ (1/4)
Service Corp Int $26⅞ (1/4)
Singapore Land S$6.231 (27/3)
Sky Line Expln 437⊕ 615⊕ 35⊕ 612½ 25
Smithkline Beckman Corp £66¼ (31/3)
Societe Nationale Elt Aquitaine FFr 347⅝
Sonora Gold Corp C$9⊕ (30/3)
Source Perrier FFr 792.4
Southland Corp $48¼⊕ (1/4)
Square Gold & Minerals A$0.602 (31/3)
Stirling Petroleum A$0.061 0.661 (30/3)
Strategic Minerals Corp 81½
Stride Rite Corp $35½⊕ (27/3)
Sun Hung Kai 21.598 (31/3)
Swire Pacific B HK$3.8 (31/3)
Tandem Resources 65
Target Petroleum 11 (1/4)
Target Petroleum (A$0.15) 14⊕ 15⊕ (1/4)
Terrex Resources 6
Valiant Cons 30⊕ 30 A$0.707
VAM 14
Victoria Expln A$0.236 (31/3)
Vuitton (Louis) FFr 1120
Vulcan Minerals 18 A$0.372 (1/4)
Walhalla Mining A$0.239 (31/3)
Westfield Minerals 160 (1/4)
Wong Industrial Hldgs HK$2.107
Woolins Class A A14.9 (30/3)
Zanex 11⊕ (30/3)
Zone Petroleum 4 (1/4)

RULE 535 (2)

Applications granted for specific bargains in securities not listed on any exchange

Adnams B £15 ½ (1/4)
Airships Inds (12½p) 32½ 35
Alliance & Leicester Bldg Soc 9¼pcBds 13/5/87 £99.821. 9⅝pcBds 24/6/87 £99.682 (30/3)
Amal Metal Corp 5.4pcPf 40 2 (1/4)
Anglo-Am Agric 68 72 (2/4)
Appleton (10p) 14
Avesco Warrants to sub (1p) 20 (31/3)
Barbican (1p) 2½ 3½
Batsford (£1) 350 (30/3)
Beaverbrook Invs (5p) 150 (27/3)
Bolton Hse Inv (5p) 65 69 71 (1/4)
Burad Intnl (10p) 3 ½ (31/3)
Burrough (James) 351¼ (2/4)
Carraun (10p) 4 (27/3)
Channel Hotels & Props (10p) 159 (2/4)
Channel Island Communications 425 (2/4)
Cresta (10p) 76 (1/4)
Dawson (Wm) 570 (1/4)
Douglas Gas Light (£1) 280 (2/4)
Evplaura (5p) 34½ 35
Flightspares (10p £13 13.05 (1/4)
Fortronic Technology (10p) 70 (30/3)
Fredericks Place (20p) 79 80 ½ (1/4)
Greenstar Hotels (10p) 32 (31/3)
Guidehouse (1p) 32 3 (1/4)
Hard Rock Cafe (2p) 240 2 (31/3)
ICE (1p) 502 4 10 (2/4)
Jersey Gas (£1) 300 (1/4)
Kunick Leisure (10p) 30½ 31½
Lon and Overseas Land (20p) 100½ (2/4)
Manchester Utd FC (£1) 360 (2/4)
Many and Overseas Inv Tst 19 (27/3)
Merrett (10p) 390 2 (2/4)
Midland City Ptnrships (10p) 840½
Mid Southern Wtr 6pcPerpDb £42 45 (1/4)
Mortimer Technology 162 3 (1/4)
Norton Villiers Triumph (1p) 3½ 4 ½ 5 ½ (1/4)
Oodles (10p) 21 2 (1/4)
Phosphor Products (1p) £246
Primesight B (£1) £44.75 45. 13½pcLn 1989 £99.75 100 (27/3)
Red Rose Radio (10p) 75 (1/4). A (Non-Vtg) (10p) 55 (2/4). Var Rate Prt Con Ln 1992 (£1) 225 (1/4)
Severn Valley Railway (£1) 225 (1/4)
Shepherd Neame A (£1) 661 5 (31/3)
5th Quay Invs (£1) 130 (2/4)
Southern Newspapers (£1) 275½
Star Offshore Services (10p) 14 6 (27/3)
Taddale Invs (10p) 14 7 (1/4)
Thwaites (Daniel) (£1) 670 80 (2/4)
Town & Country Bldg Soc 9⅞pcBds 27/5/87 £99.786 (30/3)
UTC Trading Corpn Warr for Ord 11 ½ 2
Wadworth 9¼pcPf (£1) 103¼ (2/4)
Weetabix A (Non-Vtg) 255
Winchmore 75 7

RULE 535 (3)

Dealings for approved companies engaged solely in mineral exploration

Andaman Resources (10p) 90 2
Kenmare Oil Expln (Ir25p) 30½ 2
North West Expln (20p) 45 8 9 50 1 3 5

(By permission of The Stock Exchange Council)

FT-ACTUARIES SHARE INDICES

These Indices are the joint compilation of the Financial Times, The Institute of Actuaries and the Faculty of Actuaries

	EQUITY GROUPS & SUB-SECTIONS — Figures in parentheses show number of stocks per section	Friday April 3 1987 Index No.	Day's Change %	Est. Earnings Yield% (Max.)	Gross Div. Yield% (ACT at 29%)	Est. P/E Ratio (Net)	xd adj. 1987 to date	Thurs April 2 Index No.	Wed April 1 Index No.	Tues March 31 Index No.	Year ago (approx.) Index No.	1986/87 High		1986/87 Low		Since Compilation High		Since Compilation Low	
1	CAPITAL GOODS (207)	838.07	−1.3	7.67	3.20	16.52	2.72	848.78	843.44	855.22	742.92	888.83	25/3/87	567.56	14/1/86	888.83	25/3/87	50.71	13/12/74
2	Building Materials (27)	1026.56	−1.9	7.68	3.24	16.36	0.72	1046.40	1046.42	1065.91	830.64	1089.77	27/3/87	613.05	23/1/86	1089.77	27/3/87	44.27	11/12/74
3	Contracting, Construction (30)	1406.88	−1.3	7.30	3.42	18.75	3.07	1425.97	1420.51	1441.47	1129.80	1494.84	11/3/87	911.08	23/1/86	1494.84	11/3/87	71.48	2/12/74
4	Electricals (12)	2089.25	−0.7	7.21	3.88	17.80	2.05	2104.67	2066.69	2095.86	2087.82	2166.42	27/3/87	1530.81	2/1/86	2166.42	27/3/87	84.71	25/6/62
5	Electronics (36)	1863.54	−0.8	8.07	2.40	16.31	10.44	1879.36	1877.97	1894.70	1711.75	2013.38	3/3/87	1365.94	29/9/86	2049.05	13/11/84	1229.01	8/10/85
6	Mechanical Engineering (59)	476.21	−0.2	8.36	3.65	15.29	1.54	477.34	473.36	480.96	422.95	490.62	27/3/87	316.63	23/1/86	490.62	27/3/87	45.43	5/1/75
8	Metals and Metal Forming (7)	458.91	−1.7	7.90	3.46	15.38	0.00	466.84	468.01	468.89	382.56	475.35	27/3/87	241.87	2/1/86	475.35	27/3/87	49.65	6/1/75
9	Motors (16)	328.46	−0.5	8.57	3.31	13.53	2.63	329.95	322.14	327.62	295.57	337.55	2/3/87	206.50	14/1/86	337.55	2/3/87	19.91	6/1/75
10	Other Industrial Materials (20)	1421.44	−2.4	6.25	3.52	19.12	3.29	1456.76	1437.73	1458.46	1344.35	1499.90	27/3/87	993.49	21/1/86	1499.90	27/3/87	277.55	15/1/81
21	CONSUMER GROUP (188)	1134.61	−1.3	6.47	2.87	19.89	3.03	1149.94	1144.34	1157.10	950.77	1209.81	24/3/87	739.82	14/1/86	1209.81	24/3/87	61.41	13/12/74
22	Brewers and Distillers (22)	1039.48	−1.6	8.22	3.34	15.30	3.55	1056.13	1047.47	1058.89	936.58	1111.08	24/3/87	764.25	14/1/86	1111.08	24/3/87	69.47	13/12/74
25	Food Manufacturing (26)	863.62	−1.1	7.78	3.51	16.88	3.66	873.03	866.12	877.99	697.72	908.65	24/3/87	549.51	14/1/86	908.65	24/3/87	59.67	11/12/74
26	Food Retailing (16)	2114.72	−1.1	5.96	2.63	23.30	10.13	2138.16	2122.54	2149.61	1942.24	2220.89	24/3/87	1629.03	21/1/86	2220.89	24/3/87	54.25	11/12/74
27	Health and Household Products (10)	2182.02	−1.1	4.35	1.77	26.64	0.28	2206.39	2203.35	2229.51	1612.77	2484.02	25/2/87	1175.61	14/1/86	2484.02	25/2/87	175.38	28/5/80
29	Leisure (32)	1254.92	−0.7	6.03	3.43	21.95	8.62	1263.71	1250.54	1259.11	950.43	1287.83	27/3/87	731.17	24/1/86	1287.83	27/3/87	54.83	9/1/75
31	Packaging & Paper (15)	585.36	−1.3	5.93	2.90	21.88	2.03	593.28	587.38	595.53	459.91	618.63	27/3/87	362.52	9/1/86	618.63	27/3/87	43.46	6/1/75
32	Publishing & Printing (14)	3477.72	−1.6	5.84	3.35	22.03	5.18	3534.51	3513.75	3512.87	2405.82	3683.48	18/2/87	1834.16	9/1/86	3683.48	18/2/87	55.08	6/1/75
34	Stores (37)	944.37	−1.9	6.87	2.91	19.79	1.46	962.52	962.73	974.17	931.48	1041.63	10/3/87	707.79	23/1/86	1041.63	10/3/87	52.63	6/1/75
35	Textiles (16)	690.07	−1.3	7.81	3.11	14.70	8.44	699.13	696.98	705.78	543.83	720.23	27/3/87	375.50	14/1/86	720.23	27/3/87	62.66	11/12/74
40	OTHER GROUPS (88)	968.73	−0.8	8.11	3.54	15.30	4.17	977.03	968.73	980.29	826.24	1002.22	27/3/87	696.16	21/1/86	1002.22	27/3/87	58.63	6/1/75
41	Agencies (17)	1415.73	−0.7	4.38	1.77	30.86	6.40	1425.67	1409.54	1418.30	0.0	1455.97	27/3/87	1111.16	2/1/87	1455.97	27/3/87	1111.16	2/1/87
42	Chemicals (21)	1209.87	−0.8	8.07	3.65	15.19	16.19	1218.36	1206.16	1223.53	926.37	1315.21	25/2/87	729.24	14/1/86	1315.21	25/2/87	71.20	1/12/74
43	Conglomerates (12)	1243.22	−1.6	7.05	3.55	16.78	2.13	1263.64	1264.47	1278.74	0.0	1312.54	13/3/87	1112.14	2/1/87	1312.54	13/3/87	1112.14	2/1/87
45	Shipping and Transport (11)	1959.55	−0.5	6.85	4.15	17.69	2.98	1968.87	1969.81	1988.13	1636.86	2014.75	27/3/87	1336.35	14/1/86	2014.75	27/3/87	90.80	29/6/62
47	Telephone Networks (2)	978.41	−1.1	9.56	3.94	14.27	1.89	988.90	976.76	987.31	979.92	1058.03	4/4/86	712.14	3/10/86	1058.03	4/4/86	517.92	30/11/84
48	Miscellaneous (25)	1345.87	−0.3	8.96	3.34	12.58	3.29	1349.27	1334.18	1354.08	1007.84	1387.79	27/3/87	866.26	9/1/86	1387.79	27/3/87	60.39	6/7/75
49	INDUSTRIAL GROUP (483)	1025.63	−1.2	7.22	3.14	17.55	3.35	1037.92	1031.46	1043.91	875.74	1078.55	24/3/87	691.89	14/1/86	1078.55	24/3/87	59.01	13/12/74
51	Oil & Gas (17)	1871.03	−0.8	8.69	4.76	14.75	35.18	1885.47	1850.80	1873.95	1165.16	1927.41	27/3/87	1093.63	20/2/86	1927.41	27/3/87	87.23	29/5/62
59	500 SHARE INDEX (500)	1097.35	−1.1	7.44	3.38	17.06	6.14	1109.80	1100.81	1114.24	982.56	1148.72	24/3/87	727.53	14/1/86	1148.72	24/3/87	63.49	13/12/74
61	FINANCIAL GROUP (118)	682.52	−0.8	—	4.38	—	5.94	688.31	684.10	687.39	624.68	700.70	24/3/87	507.50	14/1/86	700.70	24/3/87	55.88	13/12/74
62	Banks (8)	715.59	−0.9	19.75	5.34	6.70	12.84	722.17	721.92	724.34	684.88	765.82	18/2/87	517.21	5/2/86	765.82	18/2/87	62.44	12/12/74
65	Insurance (Life) (9)	942.21	−1.3	—	4.54	—	0.66	954.86	949.44	961.81	886.63	1007.33	24/3/87	765.18	23/1/86	1007.33	24/3/87	44.88	2/1/75
66	Insurance (Composite) (7)	533.61	−1.4	—	4.71	—	5.06	541.14	535.63	532.99	519.70	571.05	2/3/87	403.56	2/1/86	571.05	2/3/87	43.96	13/12/74
67	Insurance (Brokers) (9)	1178.80	−1.5	9.00	4.68	14.37	13.35	1188.69	1185.08	1194.53	1175.66	1315.27	12/2/86	1119.12	30/12/86	1315.27	12/2/86	65.86	16/12/74
68	Merchant Banks (11)	372.45	+0.6	—	3.46	—	0.71	370.18	359.82	365.29	374.89	398.44	16/1/87	277.36	24/1/86	390.44	16/1/87	31.21	7/1/75
69	Property (47)	951.31	−0.3	4.84	3.14	26.96	1.64	954.09	950.85	949.46	753.28	968.20	27/3/87	635.84	23/1/86	968.20	27/3/87	56.01	20/4/65
70	Other Financial (27)	456.84	−0.7	7.23	3.40	17.61	2.35	459.84	455.16	462.65	355.41	473.64	27/3/87	287.55	24/1/86	473.64	27/3/87	33.29	17/12/74
71	Investment Trusts (95)	956.07	−1.2	—	2.48	—	4.64	967.41	959.83	974.71	754.98	992.46	27/3/87	633.36	14/1/86	992.46	27/3/87	71.12	13/12/74
81	Mining Finance (2)	431.71	+1.5	7.10	3.81	16.57	1.89	425.28	426.58	437.98	308.14	437.98	31/3/87	240.83	2/1/86	437.98	31/3/87	66.31	30/9/74
91	Overseas Traders (11)	903.30	−0.4	9.84	4.98	13.41	10.30	906.78	894.23	901.14	688.42	910.75	27/3/87	597.55	2/1/86	910.75	27/3/87	97.37	6/1/75
99	ALL-SHARE INDEX (726)	986.06	−1.0	—	3.51	—	5.97	996.46	988.79	1000.04	828.94	1026.58	24/3/87	664.42	14/1/86	1026.58	24/3/87	61.92	13/12/74
		Index No.	Day's Change	Day's High	Day's Low	April 2	April 1	March 31	March 30	March 27	Year ago								
	FT-SE 100 SHARE INDEX ‡	1965.1	−22.6	1982.6	1951.2	1987.7	1973.1	1997.6	2082.5	2048.6	1680.2	2064.5	24/3/87	1370.1	14/1/86	2064.5	24/3/87	986.9	23/7/84

FIXED INTEREST

	PRICE INDICES	Fri April 3	Day's change %	Thurs April 2	xd adj. today	xd adj. 1987 to date
	British Government					
1	5 years	123.01	+0.08	123.16	0.25	3.48
2	5-15 years	142.45	−0.11	142.62	—	3.46
3	Over 15 years	150.97	−0.36	151.52	—	3.45
4	Irredeemables	166.07	−0.03	166.11	—	1.62
5	All stocks	138.51	−0.10	138.73	0.08	3.48
	Index-Linked					
6	5 years	119.92	+0.14	119.75	—	0.83
7	Over 5 years	122.73	+0.25	122.42	—	0.88
8	All stocks	122.27	+0.24	121.98	—	0.86
9	Debentures & Loans	123.92	−0.15	124.11	—	2.15
10	Preference	86.54	+0.04	86.50	—	1.56

	AVERAGE GROSS REDEMPTION YIELDS		Fri April 3	Thurs April 2	Year ago (approx.)	1986/87 Highs		1986/87 Lows	
	British Government								
1	Low Coupons	5 years	8.20	8.18	7.37	10.26	20/1/86	7.37	18/4/86
2		15 years	9.12	9.08	8.32	10.87	20/11/86	8.32	18/4/86
3		25 years	9.15	9.11	8.33	10.88	20/11/86	8.33	18/4/86
4	Medium Coupons	5 years	9.18	9.17	8.58	11.89	14/1/86	8.58	18/4/86
5		15 years	9.31	9.27	8.58	11.23	20/11/86	8.58	18/4/86
6		25 years	9.32	9.27	8.58	10.79	20/11/86	8.58	18/4/86
7	High Coupons	5 years	9.30	9.30	8.73	12.07	20/1/86	8.73	18/4/86
8		15 years	9.44	9.40	8.73	11.41	20/11/86	8.73	18/4/86
9		25 years	9.24	9.20	8.73	10.86	20/11/86	8.73	18/4/86
10	Irredeemables †		9.12	9.11	8.38	10.51	20/11/86	8.38	18/4/86
	Index-Linked								
11	Inflat'n rate 5%	5 yrs	2.67	2.69	3.37	5.18	14/1/86	2.39	24/3/87
12	Inflat'n rate 5%	Over 5 yrs	3.33	3.34	3.41	4.01	20/1/86	3.26	13/5/86
13	Inflat'n rate 10%	5 yrs	2.05	2.06	2.21	4.23	14/1/86	0.85	24/3/87
14	Inflat'n rate 10%	Over 5 yrs	3.20	3.21	3.25	3.85	14/1/86	3.09	19/5/86
15	Debs & Loans	5 years	9.97	9.89	9.94	12.78	27/1/86	9.58	23/3/87
16		15 years	10.18	10.15	9.83	11.93	4/2/86	9.79	22/4/86
17		25 years	10.20	10.19	9.71	11.91	20/11/86	9.69	17/4/86
18	Preference †		10.78	10.79	11.17	12.18	24/2/86	10.30	9/6/86

‡ Opening index 1975.9; 10 am 1982.0; 11 am 1969.1; Noon 1968.5; 1 pm 1955.6; 2 pm 1952.7; 3 pm 1952.4; 3.30 pm 1953.5; 4 pm 1959.8.

Equity section or group	Base date	Base value	Equity section or group	Base date	Base value	Equity section or group	Base date	Base value
Agencies	31/12/86	1114.07	Overseas Traders	31/12/74	100.00	Mining Finance	29/12/67	100.00
Conglomerates	31/12/86	1114.07	Mechanical Engineering	31/12/71	153.84	All Other	10/04/62	100.00
Telephone Networks	30/11/84	517.92	Industrial Group	31/12/70	128.20	British Government	31/12/75	100.00
Electronics	30/12/83	1646.65	Other Financial	31/12/70	128.06	Do. Index-linked	30/04/82	100.00
Other Industrial Materials	31/12/80	287.41	Food Manufacturing	29/12/67	114.13	Debs. & Loans	31/12/77	100.00
Health/Household Products	30/12/77	261.77	Food Retailing	29/12/67	114.13	Preference	31/12/77	76.72
Other Groups	31/12/74	63.75	Insurance Brokers	29/12/67	96.67	FT-SE 100 Index	30/12/83	1000.00

† Flat yield. A list of constituents is available from the Publishers, the Financial Times, Bracken House, Cannon Street, London, EC4, price 15p, by post 32p.

CONSTITUENT CHANGES: Boustead (91), Debron Investments (35), Elliott (B.) (6), Oceanics Group (5), Office & Electronics (48), Petranol (51) and Wordplex Information (5) have all been deleted and Microfilm Reprographics (48), Erskine House (48), Cowie (T.) (9), Hoskyns Group (5), NMC Investments (31) and Scandinavian Bank Group (70) have been inserted. RECLASSIFICATIONS: Rush & Tompkins Group (69) to (3).

BANK RETURN

BANKING DEPARTMENT	Wednesday April 1, 1987		Increase (+) or decrease (−) for week
LIABILITIES	£		£
Capital	14,553,000		—
Public Deposits	89,318,479	−	245,988
Bankers Deposits	967,608,339	−	43,575,162
Reserve and other Accounts	1,584,168,945	−	156,448,189
	2,655,648,763	−	200,269,339
ASSETS			
Government Securities	435,868,943	−	21,823,813
Advances and other Accounts	578,886,059	−	1,386,340,495
Premises Equipment & other Secs	1,628,438,408	+	1,204,114,365
Notes	12,236,926	+	3,764,582
Coin	218,427	+	16,002
	2,655,648,763	−	200,269,339
ISSUE DEPARTMENT			
LIABILITIES	£		£
Notes in Circulation	12,637,763,074	+	66,235,418
Notes in Banking Department	12,236,926	+	3,764,582
	12,650,000,000	+	70,000,000
ASSETS			
Government Debt	11,015,000		—
Other Government Securities	5,348,898,746	+	2,849,382,305
Other Securities	7,290,086,154	−	2,779,382,305
	12,650,000,000	−	70,000,000

WORLD MARKETS

FT-ACTUARIES WORLD INDICES

Jointly compiled by the Financial Times, Goldman, Sachs & Co., and Wood Mackenzie & Co. Ltd., in conjunction with the Institute of Actuaries and the Faculty of Actuaries

NATIONAL AND REGIONAL MARKETS	THURSDAY APRIL 2 1987					DOLLAR INDEX		
Figures in parentheses show number of stocks per grouping	US Dollar Index	Day's Change %	Pound Sterling Index	Local Currency Index	Gross Div. Yield	1986/87 High	1986/87 Low	Year ago
Australia (94)	123.22	−0.1	113.96	116.38	3.02	124.36	70.18	87.24
Austria (16)	91.97	−0.1	85.06	87.20	1.85	101.62	70.60	75.80
Belgium (47)	115.88	+1.6	107.18	108.17	4.26	118.92	53.75	73.85
Canada (131)	132.00	+1.4	122.09	124.98	2.24	134.35	86.58	96.98
Denmark (39)	112.65	−0.2	104.19	105.34	2.37	124.10	87.87	98.67
France (123)	118.62	+0.3	109.71	112.76	2.26	120.79	57.72	80.72
West Germany (90)	95.03	+0.8	87.89	89.99	2.07	100.33	74.48	82.91
Hong Kong (45)	107.54	+0.5	99.46	107.69	3.14	114.71	62.87	65.44
Ireland (14)	122.13	−1.2	112.96	117.67	3.63	131.44	62.33	82.74
Italy (76)	103.32	+0.0	95.56	100.19	1.57	108.30	46.07	80.56
Japan (458)	133.51	+0.8	123.48	123.81	0.52	133.51	49.46	69.23
Malaysia (36)	131.22	+1.4	121.36	126.84	2.82	135.38	66.67	74.91
Mexico (14)	153.43	−2.3	141.90	189.05	1.08	157.04	43.00	56.82
Netherland (38)	114.67	+2.0	106.06	107.61	4.12	114.67	74.14	82.31
New Zealand (27)	94.30	−0.4	87.21	87.95	3.08	100.59	47.37	62.87
Norway (25)	124.60	+0.0	115.24	115.89	2.11	127.09	90.02	100.53
Singapore (27)	118.69	+1.6	109.78	117.02	3.18	122.51	55.94	58.45
South Africa (61)	166.47	−1.8	153.96	110.28	3.68	175.51	69.06	101.68
Spain (43)	109.09	−0.7	100.89	105.78	3.86	121.31	45.00	74.97
Sweden (33)	111.96	−0.5	103.55	105.45	2.28	115.19	63.35	82.05
Switzerland (51)	98.42	+0.7	91.02	92.71	1.82	104.06	69.01	77.62
United Kingdom (342)	129.00	+0.6	119.31	119.31	3.57	133.88	75.39	99.03
USA (598)	120.74	+1.2	111.67	120.74	3.00	124.06	85.46	99.05
Europe (937)	114.18	+0.6	105.61	107.13	2.93	115.20	69.36	87.88
Pacific Basin (687)	132.10	+0.8	122.18	122.86	0.69	132.10	51.10	69.71
Euro—Pacific (1624)	124.96	+0.7	115.57	116.56	1.51	125.18	58.45	76.86
North America (729)	121.34	+1.2	112.22	120.98	2.96	124.60	85.61	98.95
World Ex. US (1830)	125.67	+0.7	116.23	116.88	1.57	125.90	60.02	77.82
World Ex. UK (2086)	123.25	+0.9	113.99	118.40	1.97	123.49	69.65	84.95
World Ex. So. Af. (2367)	123.48	+0.9	114.21	118.51	2.10	124.06	69.95	86.05
World Ex. Japan (1970)	119.12	+0.9	110.17	115.81	2.96	121.08	79.87	94.25
The World Index (2428)	123.76	+0.9	114.46	118.46	2.12	124.32	70.14	86.15

Base values: Dec 31, 1986 = 100

Copyright, The Financial Times, Goldman, Sachs & Co., Wood Mackenzie & Co. Ltd. 1987

3.00 p.m. New York prices.

SWEDEN

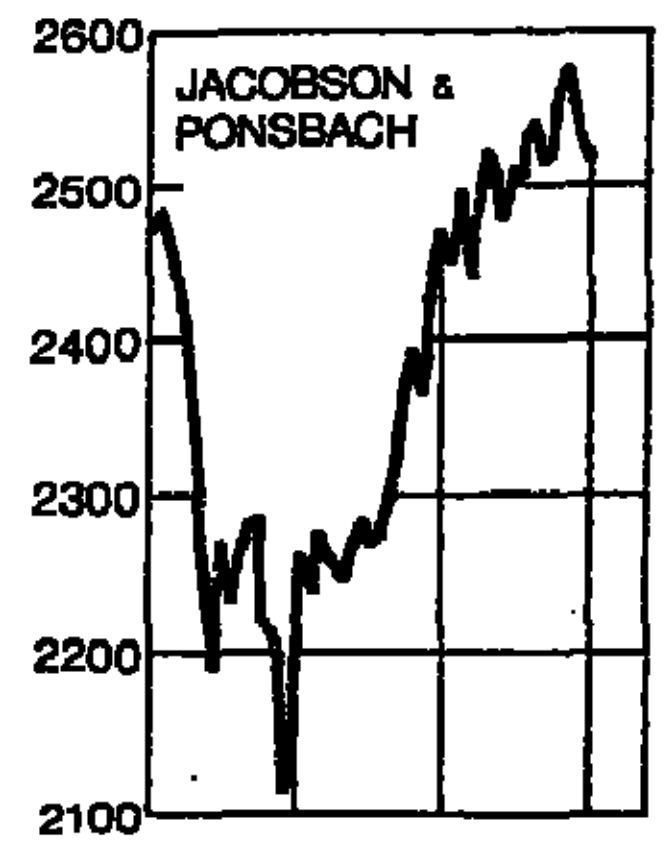

HONG KONG

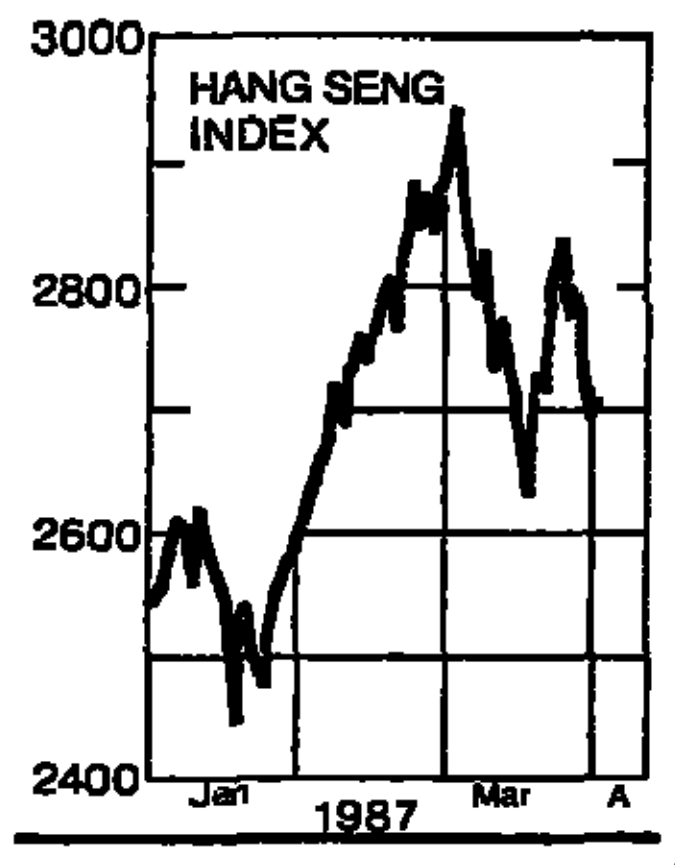

EUROPEAN OPTIONS EXCHANGE

Series		May 87 Vol.	Last	Aug 87 Vol.	Last	Nov 87 Vol.	Last	Stock
GOLD C	$400	1	23A	2	35	—	—	$418.50
GOLD C	$420	54	11.50	10	24	8	33	"
GOLD C	$440	15	4.50	3	13.50	7	23.50	"
GOLD C	$460	17	2.50	—	—	16	15.10	"
GOLD C	$480	5	1	—	—	—	—	"
GOLD P	$360	525	0.40	—	—	—	—	"
GOLD P	$370	230	0.80	—	—	3	3.20	"
GOLD P	$380	40	1.30	—	—	—	—	"
		Jun 87		Sep 87		Dec 87		
SILVER C	$600	—	—	—	—	5	70	$639
SILVER C	$700	—	—	11	25	—	1	"
SILVER P	$650	2	3550	—	—	—	—	"
£/Fl C	Fl.325	—	—	7.30B	—	—	—	Fl331.10
£/Fl P	Fl.325	5	4.80	10	8.80	—	—	"
		Apr 87		May 87		Jun 87		
$/Fl C	Fl.205	5	2	65	2.80	2	3.70	Fl.204.95
$/Fl C	Fl.210	16	0.50	7	18	—	—	"
$/Fl C	Fl.215	—	—	—	—	3	1	"
$/Fl P	Fl.200	—	—	4	1.50	—	—	"
$/Fl P	Fl.205	20	2	3	3.40	45	4.20	"
$/Fl P	Fl.210	11	5.80	—	—	10	7.50	"
		Sep 87		Dec 87		Mar 88		
$/Fl C	Fl.195	—	—	—	—	2	12.80	Fl.204.95
$/Fl C	Fl.200	—	—	23	9.20	78	10.40	"
$/Fl C	Fl.205	—	—	1	6.70A	40	8.20	"
$/Fl C	Fl.210	8	3.80	6	4.90	2	6.40A	"
		Apr 87		Jul 87		Oct 87		
ABN C	Fl.520	147	9.50	39	21.90	10	27	Fl.522
ABN P	Fl.500	16	1.70	26	10.50	8	18.50B	"
AEGON C	Fl.95	10	0.70	162	2.90	—	—	Fl.90.60
AEGON P	Fl.90	10	1.70	83	4.70	3	6.20	"
AHOLD C	Fl.115	7	0.90	16	3	—	—	Fl.108.20
AHOLD P	Fl.105	59	0.90	37	4.40	—	—	"
AKZO C	Fl.140	500	1.50	399	4.30	87	7.20	Fl.137
AKZO P	Fl.140	341	4.50	217	10.20	23	11.90	"
AMEV C	Fl.70	56	1.70	236	3.90	82	5.90	Fl.70.20
AMEV P	Fl.70	51	1.70B	11	3.70	3	5	"
AMRO C	Fl.85	51	1	308	3.80	9	5.40	Fl.83.50
AMRO P	Fl.80	—	—	225	2.70	5	4.30	"
ELSEVIER C	Fl.260	162	4.50	83	12.50	15	17	Fl.260
ELSEVIER P	Fl.260	—	—	44	14.50	3	19	"
GIST-BROC. C	Fl.45	266	1.20	114	2.70	8	3.90B	Fl.45.30
GIST-BROC. P	Fl.45	34	1.20	37	2.90	40	3.50	"
HEINEKEN C	Fl.180	9	2.20	46	5.10	—	—	Fl.177.50
HEINEKEN P	Fl.170	134	1.70	61	4.90	32	7	"
HOOGOVENS C	Fl.35	523	1	324	2.80	102	4.20	Fl.34.20
HOOGOVENS P	Fl.35	571	2.10	234	4.70	186	5.80	"
KLM C	Fl.40	450	2.40A	170	3.90	65	5	Fl.42
KLM P	Fl.40	50	0.50	39	1.70	105	3.50	"
NED. LLOYD C	Fl.180	84	2.50B	12	5	—	—	Fl.175.30
NED. LLOYD P	Fl.170	76	2.80	25	10.30	—	—	"
NAT. NED C	Fl.75	640	3.30	331	5.50	19	7.40	Fl.77.50
NAT. NED. P	Fl.75	63	1	127	3.50	26	4.90	"
PHILIPS C	Fl.50	642	1	466	2.80	198	4.20	Fl.49.70
PHILIPS P	Fl.50	322	2.10	17	3.10	54	3.70	"
ROYAL DUTCH C	Fl.230	103	16.50	316	17.50A	148	17.50	Fl.245.60
ROYAL DUTCH P	Fl.240	147	2.50B	230	9.70	54	13B	"
ROBECO C	Fl.105	—	—	—	—	4	1.30	Fl.102
ROBECO P	Fl.100	—	—	3	2.20	—	—	"
UNILEVER C	Fl.600	363	5.50	146	15.90	61	23	Fl.585.50
UNILEVER P	Fl.580	89	8.50	34	21.70	39	23B	"

TOTAL VOLUME IN CONTRACTS: 28,473

A=Ask B=Bid C=Call P=Put

BASE LENDING RATES

	%		%		%
ABN Bank	10	● Charterhouse Bank	10	● Morgan Grenfell	10
Adam & Company	10	Citibank NA	10	Mot Credit Corp. Ltd	10
Allied Arab Bk Ltd	10	Citibank Savings	¶12.45	Nat Bk. of Kuwait	10
Allied Dunbar & Co	10	City Merchants Bank	10	National Girobank	10
Allied Irish Bank	10	Clydesdale Bank	10	Nat Westminster	10
American Exp. Bk	10	Comm. Bk. N. East	10	Northern Bank Ltd	10
Amro Bank	10	Consolidated Cred	10	† Norwich Gen. Trust	10
Henry Ansbacher	10	★ Co-operative Bank	10	PK Finans. Intl (UK)	10½
ANZ Banking Group	10	Cyprus Popular Bk	10	Provincial Trust Ltd	11
Associates Cap Corp	11	Duncan Lawrie	10	R. Raphael & Sons	10
Authority & Co Ltd	10½	E. T. Trust	11	Roxburghe G'rantee	10½
Banco de Bilbao	10	Equator'l Tst C'p plc	10	Royal Bk of Scotland	10
Bank Hapoalim	10	Exeter Trust Ltd	10½	Royal Trust Bank	10
Bank Leumi (UK)	10	Financial & Gen. Sec	10	Standard Chartered	10
Bank Credit & Comm	10	First Nat. Fin. Corp	11	Trustee Savings Bak	10
Bank of Cyprus	10	First Nat. Sec. Ltd	11	UDT Mortgage Exp.	¶12.25
Bank of Ireland	10	● Robert Fleming & Co	10	United Bk of Kuwait	10
Bank of India	10	Robert Fraser & Ptrs	11½	United Mizrahi Bank	10
Bank of Scotland	10	Grindlays Bank	‡10	Unity Trust PLC	9½
Banque Belge Ltd	10	● Guinness Mahon	10	Westpac B'nking Corp	10
Barclays Bank	10	HFC Trust & Savings	10	Whiteaway Laidlaw	10½
Benchmark Tst Ltd	10	● Hambro Bank	10	Yorkshire Bank	10
Beneficial Trust Ltd	11	Heritable & Gen. Tst	10		
Berliner Bank AG	10	● Hill Samuel	§10		
Brit. Bk. of Mid. East	10	C. Hoare & Co	10		
● Brown Shipley	10	Hongkong & Shangh'	10		
Business Mortgage Tst	10	Lloyds Bank	10		
CL Bank Nederland	10	Mase Westpac Ltd	10		
Canada Permanent	10	Meghraj & Sons Ltd	10		
Cayzer Ltd	10	Midland Bank	10		

● Members of the Accepting Houses Committee. ★ 7-day deposits 5.35%. Sanwise 8.03%. Top Tier—£2,500+ at 3 months' notice 9.38%. At call when £10,000+ remains deposited. ‡ Call deposits £1,000 and over 5¼% gross. ¶ Mortgage base rate. § Demand deposit 5.35%. Mortgage 11.25%.

FT

FINANCIAL TIMES CONFERENCES

THE REGULATORY ISSUES FACING FOREIGN BANKS IN LONDON

27 April, 1987
Barber-Surgeons' Hall, London

The Banking Bill and the proposals of the Bank of England on internal control and accounting systems will have major implications for foreign banks with branches in Britain. The Financial Times and Deloitte Haskins + Sells are joining forces to arrange a specialist Seminar on this significant subject. The meeting will be chaired by Mr Geoffrey W Taylor, Chairman of Daiwa Europe Finance plc and the other speakers are:

Mr Richard Farrant
Senior Manager, Banking Supervision
Bank of England

Mr Michael Gabitass
Senior Vice President
Swiss Bank Corporation

Mr Paul J Maloy
Senior Vice President
Manufacturers Hanover Trust Company

Mr Shaun Pitt
Partner, Banking Industry Group
Deloitte Haskins + Sells

Mr Kevin Lee
Manager, Treasury and Trading Administration
Baring Brothers & Co Limited

Mr John High
Partner, Computer Services Division
Deloitte Haskins + Sells

A FINANCIAL TIMES SEMINAR
in association with
Deloitte Haskins+Sells

THE REGULATORY ISSUES FACING FOREIGN BANKS IN LONDON
To: Financial Times Conference Organisation
Minster House, Arthur Street, London EC4R 9AX
Tel: 01-621 1355 Tlx: 27347 FTCONF G Telefax: 01-623 8814

Name ______
Position ______
Company ______
Address ______

Tel: ______ Tlx: ______
Type of Business: ______

TRADING VOLUME IN MAJOR STOCKS

The following is based on trading volume for Alpha securities dealt through the SEAQ system yesterday until 6 pm.

Stock	Volume 000's	Closing price	Day's change	Stock	Volume 000's	Closing price	Day's change
ASDA-MFI	4,900	145	−3	Jaguar	772	571	−7
Allied Lyons	2,800	389	−5	Ladbroke	1,100	423	−6
Amstrad	6,600	180	−5	Land Securities	1,400	397	−1
Argyll	1,900	405	−6	Legal & Gen.	2,500	275	−2
Assoc. Brit. Foods	1,200	334	−8	Lloyds Bank	1,600	472	—
BAT	3,900	533	−1	Lonrho	1,400	280	−1
BET	395	482	−6	MEPC	583	383	−4
BOC	777	420	−1	Marks & Spncr	7,100	209	−6
BPB Inds	565	655	−16	Midland Bank	2,600	609	−12
BPCC	916	318	−10	NatWest Bank	1,600	579	−9
BTR	6,700	305	−14	Pearson	1,100	590	—
Barclays	1,700	494	−5	P & O	870	625	−2
Bass	1,000	869	−22	Pilkington Bros	1,100	770	−5
Beecham	3,900	525	−5	Plessey	15,000	234	+5
Blue Circle	569	798	−17	Prudential	1,700	854	−13
Boots	4,800	264	−4	Racal	1,900	225	−3
Brit. Airways	6,000	126	−3	Rank Org	403	650	−15
Brit. Aero	5,700	660	+19	RHM	1,400	304	−7
Brit. & Comm.	1,300	445	−2	Reckitt & Col	469	952	−23
Brit. Gas	31,000	89½	−½	Redland	814	450	−17
Britoil	4,000	249	+3	Reed Intl.	1,600	386	−9
BP	4,900	909	−4	Reuters	412	693	−7
Brit. Telecom	8,400	248	−3	RMC	364	786	−18
Bunzl	1,100	216	−7	RTZ	2,800	834	+31
Burton	5,100	287	−7	Rowntree Mac	2,100	491	−3
Cable & Wire	6,500	374	−2	Ryl Bnk of Scotland	218	314	−1
Cadbury Schwps	2,400	235	−5	Royal Insurance	767	944	−20
Coats Viyella	1,000	574	−13	STC	2,000	246	−5
Comm. Union	4,900	316	−5	Saatchi & Saatchi	3,000	675	−2
Cons. Gold	1,200	925	−14	Sainsbury	1,500	482	−10
Cookson	423	591	−5	Sears	9,200	129½	−1
Courtaulds	811	419	−5	Sedgwick	1,200	315	−7
Dee Corpn	5,700	238	—	Shell Trans	4,400	£12⅛	−⅛
Dixons Grp	3,700	362	−10	Smith & Nephew	1,300	156	−1
English China Clays	686	413	—	Standard Chart	1,200	827	−1
Fisons	680	605	−8	Storehouse	900	286	−4
Gen. Accident	517	932	−12	Sun Alliance	1,600	829	−3
Gen. Elect	7,900	200	−4	TSB	8,000	85	−1
Glaxo	1,800	£14¼	−3	Tarmac	2,000	484	−14
Globe Investment	887	149	−3	Tesco	1,700	465	+2
Granada	1,000	334	−5	Thorn EMI	3,400	640	−4
Grand Met	4,800	458	−6	Trafalgar House	820	326	−10
Gus "A"	319	£11⅞	−⅛	T'house Forte	3,300	229	−3
Guardian R.E.	637	882	−15	Unigate	1,300	371	−6
GKN	3,300	317	−5	Unilever	458	£25¼	—
Guinness	5,300	318	−6	United Biscuits	994	280	−4
Hanson Trust	11,380	161	−3	Wellcome	2,500	420	−13
Hawker Sidd	634	511	−8	Whitbread 'A'	447	304	−4
Hillsdown Hlgs	2,500	255	−5	Woolworth	777	780	−8
ICI	1,700	£13	−⅛				
Imp. Cont. Gas	267	723	—				

LEADERS AND LAGGARDS

Percentage changes since December 31 1986 based on Thursday, April 2 1987

Gold Mines Index	+45.37	Industrial Group	+20.62
Health and H'sehold Products	+33.78	Contracting, Construction	+20.25
Metals and Metal Forming	+31.15	All-Share Index	+19.27
Publishing and Printing	+30.26	Other Groups	+19.00
Textiles	+29.14	Electricals	+18.76
Leisure	+28.12	Insurance (Composite)	+18.54
Agencies	+27.97	Property	+18.27
Shipping and Transport	+25.33	Food Manufacturing	+18.24
Oils and Gas	+24.75	Overseas Traders	+15.93
Mining Finance	+23.99	Telephone Networks	+15.81
Other Industrial Materials	+23.50	Stores	+15.25
Capital Goods	+21.82	Food Retailing	+13.67
Electronics	+21.74	Conglomerates	+13.43
500 Share Index	+21.21	Brewers and Distillers	+12.59
Mechanical Engineering	+21.20	Financial Group	+11.78
Motors	+21.16	Investment Trusts	+11.19
Building Materials	+21.05	Insurance (Life)	+ 9.85
Consumer Group	+20.94	Merchant Banks	+ 7.03
Chemicals	+20.76	Insurance Brokers	+ 5.60
Packaging and Paper	+20.71	Banks	+ 4.48

RISES AND FALLS ON THE WEEK

	Yesterday Rises	Falls	Same	On the week Rises	Falls	Same
British Funds	18	58	37	122	386	57
Corporations, Dom. and Foreign Bonds	18	5	45	38	77	225
Industrials	352	780	409	1,699	3,873	2,133
Financial and Props.	77	301	209	551	1,261	1,123
Oils	24	44	44	115	216	229
Plantations	2	2	10	4	16	50
Mines	41	70	70	297	317	291
Others	35	110	67	276	470	295
Totals	567	1,370	891	3,102	6,616	4,403

FT UNIT TRUST INFORMATION SERVICE

AUTHORISED UNIT TRUSTS

	Bid Price	Offer Price	+ or −	Yield Gross
Abbey Unit Tst. Mngrs. (a)				
80 Holdenhurst Rd, Bournemouth 0345 717373				
High Income				
American Income	53.1	56.4	+0.2	4.65
Gilts & Fixed Int.	111.7	118.2xd	...	10.15
High Inc Equity	117.0	124.4xd	−0.7	4.18
Worldwide Bond	196.4	208.9	−1.3	4.64
Capital Growth				
American Growth	170.8	181.7	−0.5	1.58
Asian Pacific	67.2	71.4	+0.1	1.11
Assets & Ernngs. Tst.	140.4	149.3	−0.5	1.53
Capital Reserve	70.8	71.3	+0.3	1.42
Commodity & Energy	144.4	153.6xd	+1.8	0.46
European Capital	96.8	102.9	+0.5	1.23
General	160.4	170.6	−1.1	2.64
Japan	85.9	91.3	+0.4	0.0
Mastertrust	77.8	82.7	...	2.15
UK Growth Acc Units	205.7	218.8	+0.1	0.81
UK Growth Dist.	141.7	150.7xd	+0.1	1.17
U.S. Emerging Co's	60.3	64.1	...	1.70
Exmtns Prog.	258.4	274.8	−1.7	2.47
AEtna Unit Trusts Ltd(a)(b)(c)				
401 St John St, London EC1V 4QE 01-837 6494				
Australian Securities	82.8	88.6	+2.0	—
(Accum. Units)	86.3	92.3	+1.9	—
European Growth	120.1	127.9	+0.3	1.21
Exempt	370.9	392.9xd	−0.6	4.26
(Accum Units)	868.5	920.0	−1.6	4.26
Far Eastern	214.3	229.2xd	−1.4	0.10
(Accum. Units)	231.5	247.7	−1.5	0.10
Fin & Prop.	78.1	82.7	+1.2	2.11
(Accum. Units)	124.2	131.6	+1.9	2.11
High Yield	71.5	75.7	...	4.56
(Accum. Units)	159.9	169.4	...	4.56
Income	303.7	321.7xd	−2.0	3.82
(Accum Units)	964.6	1,021.8	−6.6	3.82
Intl Earnings	192.8	204.2xd	−1.0	2.27
(Accum. Units)	284.3	301.2	−1.4	2.27
International Growth	97.2	103.5	−0.7	0.57
(Accum. Units)	101.5	108.1	−0.7	0.57
Japan Growth (Acc)	136.0	145.5	−0.8	0.20
Natural Resources	272.5	290.2	+6.9	—
(Accum Units)	395.7	421.4	+10.1	—
Nth Amer Grth	129.2	138.2	−0.2	0.83
(Accum Units)	150.4	160.9	−0.3	0.83
Preference	118.7	125.7xd	+0.3	10.20
(Accum Units)	330.1	349.7	+0.8	10.20
Smaller Cos.	278.0	294.5	−0.9	1.38
(Accum Units)	376.3	398.6	−1.2	1.38
Smaller Cos. Dist.	81.1	85.9	...	4.06
(Accum Units)	96.2	101.9	...	4.06
Special Sits	155.3	164.5	+0.7	1.36
(Accum Units)	164.3	174.0	+0.8	1.36
UK Growth	391.0	414.2xd	−3.5	2.55
(Accum Units)	713.9	756.3	−6.5	2.55
Allied Dunbar Unit Trusts PLC (a)(g)				
Allied Dunbar Centre, Swindon, SN1 1EL (0793) 28291. Dealing (0793) 610366				
Balanced Trusts				
Growth & Inc Trust	155.6	164.9xd	−1.1	3.11
Capital Trust	262.3	278.0xd	−2.1	2.67
Balanced Trust	430.8	456.6	−3.4	2.91
Accum Trust	647.7	686.6	−5.3	2.76
Income Trusts				
American Income Tst.	32.0	34.1	−0.3	4.37
High Income Trust	298.3	316.2	−1.9	4.11
Equity Income Trust	170.4	180.6	−1.0	4.14
High Yield Trust	173.8	184.2	−1.0	4.73
Govt Secs Trust	29.2	30.4xd	−0.8	8.03
International Trusts				
Amer Spec Sts Tst	70.0	74.6xd	...	1.27
European Growth Tst	23.3	24.8	...	0.97
International Tst.	102.4	109.0	−0.1	0.96
Japan Tst	133.9	142.6	−0.4	0.01
Pacific Tst	214.6	228.5	−0.2	0.05
Secs of Amer Tst	225.1	239.7	+0.3	0.48
Worldwide Ass Val Tst	28.4	30.2	+0.1	0.99
Specialist Trusts				
Asset Value Tst	283.6	300.6	−1.2	2.86
Convertible & Gilt Tst	40.2	42.6	−0.1	5.54
Smaller Co. Tst	173.4	183.8	+0.3	2.37
2nd Smlr. Co's Trust	216.8	229.8xd	+0.2	1.74
Recovery Trust	103.3	109.5	+0.2	2.37
Mat.Min.CdtyTst.	111.1	118.3	+1.0	1.24
O'seas Ernngs.Tst.	224.8	238.3	−1.3	2.77
Technology Tst.	98.4	104.8	−0.2	0.83
UK Special Sits	276.4	293.0xd	−0.7	2.73
Exempt Trusts				
Income Ex. Tst.	164.7	174.6	−0.2	4.48
Far East Ex. Tst.	242.9	257.5	−0.5	0.99
Smaller Co.Ex. Tst.	329.2	349.0xd	−0.9	2.49
U.S.A. Ex. Tst.	364.7	388.4xd	+8.3	1.07
Anthony Wieler Unit Tst. Mgmt. Ltd				
19 Widegate St, London E1 7HP 01-377 1010				
Wieler Gwth Fd. Inc.	107.6	115.7xd	...	0.85
Do. Accum.	149.2	160.0xd	...	0.85
Wieler Qrtrly Inc Fd	58.6	63.0xd	...	—
Archway Unit Tst. Mgs. Ltd(a)(c)				
31 Sam Street, London EC2M 2QP 0708 45322				
Fund	325.6	346.4	...	3.16
Growth Fund	49.8	53.0	...	1.58
High Yield Equity Fd	83.0	88.3xd	...	4.82
Arkwright Management				
1 King St, Manchester M60 3AH 061-834 2332				
Arkwright Fd Mar 31	91.6	96.5	...	0.88
Asset Unit Trust Mngrs Ltd				
Pl'n'tn Hse, Fenchurch St, London EC3 01-220 7291				
Growth Fund April 3	101.5	107.3	−2.8	2.09
Income Fund April 3	104.5	110.3	+1.0	4.72
Atlanta Unit Managers Ltd				
46 Moorgate, London EC1R 6EL 01-638 1711				
Jap. Far East	92.9	98.7	−0.1	1.06
Atlanta Intntl	93.8	101.1	+0.2	2.39
Accum Units	122.3	131.5	+0.2	2.39
Atlanta High Income	92.1	99.1	+0.1	7.69
Atlanta Fd fr Tst	120.0	129.0	+0.1	2.54
Accum Units	179.9	193.3	+0.1	2.54
Atlanta UK Growth	24.5	26.4	+0.1	1.61
Atlanta Nth Am. Fd	61.9	66.0	...	0.81
Baillie Gifford & Co Ltd				
3 Glenfinlas St, Edinburgh 031-226 6066				
Int'l Ex April 1	473.5	494.7	...	0.66
Japan Ex Mar 25	442.0	461.1	...	0.10
UK Ex March 31	325.2	349.9	...	1.46
Managed Exempt May 2				
Person'l Int'l Mar 15	570.6	600.6	...	—
Personal UK Mar 15	223.1	234.9	...	—
BG Japan	208.4	221.8	−0.8	0.00
BG America	175.3	186.5	−1.6	0.00
BG Technology	190.2	202.4	+1.0	0.00
BG Energy	200.7	213.6	+0.5	1.55
BG Income Growth	251.5	267.6xd	−1.4	4.15
BG Europe	114.7	122.1	−0.2	0.73
BG Conv & General	67.4	71.8	+0.8	6.57
*Unauthorised				
Baltic Trust Managers Ltd				
20 Chiswell St, London EC1Y 4TY 01-374 6801				
American	52.5	55.9	...	1.08
American Extra Inc.	47.2	50.3	+0.2	6.00
Australian	26.7	28.5	...	1.39
European Trust	48.0	51.1	+0.1	1.50
Gilt & Fixed Int.	21.5	22.9xd	...	9.60
Global Income	39.3	41.9xd	...	4.35
High Income	53.2	56.6	...	5.33
Income Growth Tst	60.8	64.7	...	3.11
Intntl Trust	94.9	101.0	...	0.79
Japan & Gen.	135.7	144.4	...	0.04
Special Situations	59.7	63.6	...	1.60
Barclays Unicorn Ltd(a)(c)(g)				
Unicorn Ho. 252 Romford Rd, E7 01-534 5544				
Unicorn America	94.7	100.2	(z)	0.89
Do Aust. Acc.	241.5	255.5	(z)	0.38
Do. Aust. Inc.	170.4	180.3	(z)	0.38
Do. Capital	83.8	88.6	(z)	2.54
Do. Euro Gwth. Acc.	75.7	80.1	(z)	1.38
Do. Euro Gwth. Inc.	75.4	79.7	(z)	1.38
Barclays Unicorn Ltd—Contd.				
Unicorn Exempt Tst.	533.4	564.4	(z)	3.47
Do. Extra Income	89.7	99.1	(z)	4.51
Do. Financial	269.7	285.3	(z)	2.72
Do. 500	333.4	352.8xd	(z)	2.49
Do. General	169.4	179.2xd	(z)	2.72
Do. Gilt & Fxd. Int. Inc.	54.8	57.6xd	(z)	9.51
Do. Growth Acc.	210.4	222.6	(z)	2.12
Do. Income Trust	413.2	437.2	(z)	3.35
Do. Intl Income Trust	55.4	218.6	(z)	4.39
Do Japan & Gen Tst Acc	201.7	213.4	(z)	0.00
Do Japan & Gen Tst Inc	204.3	216.1xd	(z)	0.00
Do. Leisure Tst.(z)	98.7	104.4	(z)	1.15
Do. Recovery	255.6	270.4	(z)	2.08
Do. Special Sits. Tst	180.6	191.1	(z)	1.68
Do. Trustee Fund	129.3	136.8	(z)	2.45
Do.Univ.Tech.Acc	59.5	62.9	(z)	0.00
Do. Univ.Tech.Inc.	59.0	62.4	(z)	0.00
Do. W'dwide Trust	157.5	166.6	(z)	1.03
B'tst.In.Fd.Acc.	404.1	424.6	(z)	2.86
B'tst.In.Fd.Inc.	257.9	271.0	(z)	2.86
Baring Fund Managers Ltd				
PO Box 156, Beckenham, Kent BR3 4XQ 01-658 9002				
Australia Tst	98.5	105.9	+1.6	0.3
Eastern Tst	81.6	87.2xd	+0.5	0.0
Equity Income Tst	68.2	72.5	−0.7	4.5
Europe Tst	140.1	149.0	+1.1	1.0
Exempt Trust	54.2	57.6	...	4.0
Global Growth	68.2	72.5	−0.2	2.2
Growth & Inc Tst	73.0	77.6xd	−0.9	2.4
Growth & Inc Tst Accum	112.1	119.2	−1.4	2.4
Japan Special Tst	112.5	120.3	−0.1	0.1
Japan Sunrise Tst	96.3	102.9xd	+0.6	0.0
First Europe Tst	120.8	128.5	+1.0	0.8
First Japan Tst	90.9	97.2xd	+0.1	0.4
First Nrth America Tst	51.8	55.1	+0.9	1.1
First Smaller Cos Tst	90.3	96.0	+0.2	2.7
Barrington Mgmt Co Ltd (z)				
10 Fenchurch Street London EC3 01-623 8000				
American Smaller Co	66.3	69.9	+0.6	0.00
(Accum Units)	68.1	71.8	+0.7	0.00
European Fund	101.6	107.2	+1.0	2.04
(Accum. Units)	125.3	132.2	+1.0	2.04
Fund of Inv Ts	26.4	27.8xd	+0.1	1.86
(Accum. Units)	33.9	35.8	+0.1	1.86
General Fund	201.1	212.4	+2.4	1.68
(Accum. Units)	278.3	293.6	+3.3	1.68
Gilt Yield	119.0	122.6xd	+0.1	9.99
(Accum Units)	196.2	202.1	+0.2	9.99
High Yield	110.5	116.6xd	+0.4	4.39
(Accum Units)	226.4	238.9	+0.7	4.39
Int Recovery Fund	123.9	130.7	+1.3	1.90
(Accum. Units)	130.9	138.1	+1.3	1.90
Japan Fund	240.8	254.0	−2.1	0.25
(Accum. Units)	242.5	255.8	−1.1	0.25
Japanese Special	109.9	115.9xd	−0.8	0.31
(Accum. Units)	110.4	116.5	−0.8	0.31
North American	56.8	59.9	−0.3	0.62
(Accum. Units)	66.1	69.7	−0.3	0.62
Pacific Fund	149.8	158.0xd	−1.8	0.54
(Accum Units)	169.5	178.8	−2.0	0.54
Planned Investment	156.2	165.2		
Smaller Companies	112.0	118.2	+0.6	0.76
(Accum Units)	133.5	140.8	+0.6	0.76
UK Equity Growth	34.5	36.4	+0.3	0.21
(Accum Units)	57.2	60.3	+0.3	0.21
Worldwide Tech	48.9	51.6xd	+0.2	0.27
(Accum Units)	49.4	52.1	+0.3	0.27
Global Income	157.5	166.2xd	...	4.25
(Accum Units)	269.8	284.6	...	4.25
Bell Court Fund Mngt PLC				
13 Blomfield Street, London EC2M 2LB. 01-588 5171				
Far Eastern	285.0	303.0	...	0.66
Ambrica	246.5	262.5	...	0.76
UK & European	374.5	397.5	...	1.51
Bishopsgate Progressive Mgmt. Co				
15 St James' Place, London SW1A 1NW 01-493 8111				
Progressive Inc.	1429.0	1512.0	...	1.96
Progressive Acc	1970.0	2084.0	...	1.96
International Inc.	1585.0	1677.0	...	2.48
International Acc	1944.0	2057.0	...	2.48
Beckman	218.1	226.5	...	4.03
Can & Foreign Inc	187.1	196.9	...	2.56
Can & Foreign Acc	200.1	210.6	...	2.56
Brewin Dolphin Unit Tst Mngrs Ltd				
5 Giltspur St, London EC1A 9DE 01-248 4400				
Brewin Capital Fd	176.2	182.6	...	1.05
Brewin Dividend Fd	84.2	89.3	...	6.12
Brewin Int Gilt Inc Fd	198.1	203.3	...	3.46

	Bid Price	Offer Price	+ or −	Yield Gross
Bridge Fund Managers (a)(c)				
20, Copthall Avenue, London, EC2R 7PA. 01-588 6064.				
Amer. Gen. Inc.	82.4	89.6	...	0.42
Do. Acc	83.6	90.9	...	0.42
Income	202.6	215.5	...	4.12
Capital Inc	151.5	162.4xd	...	1.56
Do. Acc	199.9	214.9xd	...	1.46
Exempt	347.0	373.0	...	1.52
Intl. Recovery Inc.	39.8	42.8xd	...	3.30
Do. Acc.	54.1	58.2	...	3.30
Dealing *Tues. †Wed. ‡Thur. Prices Mar 3/4/5				
Britannia Unit Trust Managers Ltd—see MIM Britannia Unit Trust Managers Ltd				
Brown Shipley & Co Ltd (a)(g)				
9-17 Perrymount Rd, Haywards Hth 0444 412262/3/4/5				
B.S. Portfolio Fnd.	87.6	93.2	+0.4	2.24
B.S. Accum.	148.2	157.6	+0.6	2.24
European Fund	23.4	25.2xd	+0.2	0.76
Exempt Fund	286.7	305.0	...	2.08
Financial	164.8	175.4xd	−0.4	2.13
German	31.6	33.6	+0.1	0.49
High Income	83.3	88.6xd	−1.8	4.97
Income	97.0	103.2xd	−0.6	4.06
North American	63.9	68.0	+0.2	1.30
Orient	91.4	97.2	−0.1	0.30
Recovery	66.7	70.9	−0.3	1.20
Smaller Cos Fd Accum	323.2	342.0	+5.0	0.80
Smaller Cos Fd Inc	205.3	217.3xd	+3.1	0.80
Technology	140.7	149.6	+2.3	0.30
Brycourt Unit Trust Mgmt Ltd(a)(c)(d)				
Hesketh Hse, Portman Sq, W1H 0JR 01-935 6382				
Income Growth	170.3	176.5xd	...	3.99
Buckmaster Management Co Ltd (a) (c)				
The Stock Exchange, London EC2P 2JT 01-588 2868				
Fellowship Tst Mar 30	63.6	67.7	...	—
(Accum Units) March 23	63.9	68.0	...	—
General Inc Mar 26	288.6	303.5	...	1.66
Accum Units Mar 26	464.8	488.8	...	1.66
Income April 1	127.7	133.8	...	4.08
(Accum Units) April 1	228.1	239.1	...	4.08
International Mar 31	149.8	156.3	...	0.95
(Accum Units) Mar 31	199.9	208.4	...	0.95
Smaller Co's April 2	84.9	88.9	...	1.32
(Accum Units) April 2	90.2	95.5	...	1.32
CCL Unit Trusts Limited				
74, Shepherds Bush Green, Ldn, W12 8SD 01-740 7070				
UK General Trust	47.7	50.7	+0.5	—
Global Trust	47.8	50.0	−0.3	—
CS Fund Managers Limited				
125 High Holborn, London WC1V 6PY 01-242 1148				
CS America Fd	63.0	67.0xd	−0.2	0.75
CS International Fund	58.6	62.3	−0.3	1.82
CS Japan Fund	97.9	104.2	−0.8	0.48
CS Portfolio Inv. Fd	81.7	86.9	+0.3	2.30
Canada Life Unit Trust Mngrs. Ltd				
2-6 High St, Potters Bar, Herts 0707 51122				
Can. Gen. Dist.	135.1	142.2	−1.6	2.21
Do. Gen. Accum	215.6	226.5	−2.6	2.24
Do Income Dist.	92.4	97.3	−0.9	4.36
Do. Inc. Accum.	192.3	202.4	−2.0	4.62
Gilt & Fxd. Int. Trust	39.2	41.2	−0.1	—
Cannon Fund Managers Ltd				
1 Olympic Way, Wembley, HA9 0NB 01-902 8876. Dealing: 0800 282621				
Growth	346.6	366.8	+4.0	2.60
Income	406.4	430.1	+3.0	3.94
Far East	249.9	264.5xd	+2.4	0.24
North American	169.2	179.1xd	+1.7	0.51
Global	54.3	57.5xd	+0.6	0.60
European	56.5	59.8xd	+0.5	0.89
Japan	60.3	63.8	+0.7	0.50
Capel (James) Mngt. Ltd				
PO Box 551, 6, Bevis Marks, EC3A 01-621 0011				
Capital	426.6	453.9xd	−0.5	1.54
Income	342.3	364.2xd	−2.3	4.35
North American (z)	319.1	339.5xd	−0.3	0.74
Cent. Bd. of Fin. of Church of England‡‡				
2 Fore Street, London EC2Y 5AQ 01-588 1815				
Inv Fund March 31		484.30	...	3.90
Fxd Int Secs March 31		147.75	...	9.68
Dep Fd March 31		10.55	...	10.97
Charinco/Charishare‡‡				
33 King William Street, EC4 01-638 5678				
Charinco Inc April 1		176.6	...	9.29
Charinco Acc April 1		579.6	...	9.29
Charishare Inc April 1		119.8	...	3.34
Charishare Acc April 1		120.3	...	3.34
Charities Official Invest. Fund‡‡				
2 Fore Street, London EC2Y 5AQ 01-588 1815				
Income Feb 28		443.48	...	4.40
Accum Feb 28		1324.37	...	
Chase Manhattan Fund Mngrs Ltd				
72/73, Basinghall St, London EC2V 5DP. 01-606 6622				
S & C Spec Sits	65.9	69.7	...	0.62
Mangd Retirement Fund	26.8	28.4	...	—
Clerical Medical Unit Trust Managers Ltd				
Narrow Plain, Bristol BS2 0JH (0800) 373393				
American Growth	26.6	28.2	−0.2	1.9
Dragon Growth Tst	24.0	25.5	−0.1	—
Equity High Income	54.9	58.1xd	−0.9	3.6
European Growth	31.2	33.1	+0.1	2.0
General Equity	49.9	52.9	−0.9	2.0
Gilt & Fxd Int Growth	31.3	33.0	...	3.1
Gilt & Fxd Int Inc	24.9	26.3xd	...	9.5
International Income	25.7	27.3	−0.1	5.0
Japan Growth	38.6	40.9	−0.1	0.9
Pedigree Growth Trust	30.5	32.3	−0.5	2.5
Special Sits	33.7	35.7	−0.1	2.0
Commercial Union Trust Managers				
St. Helen's, 1 Undershaft, EC3P 3DQ Dealing, 01-686 9818				
CU UK & General	56.5	60.2	...	2.75
Do Accum	56.5	60.2	+1.6	2.75
CU Income	56.6	60.3	−0.5	4.00
Do Accum	56.6	60.3	−0.5	4.00
CU Worldwide Spec Sits	54.3	57.8	+0.6	1.61
Do Accum	54.3	57.8	+0.6	1.61
Confederation Funds Mngt Ltd (a)				
50 Chancery Lane, WC2A 1HE 01-242 0282				
Growth Fund	310.7	327.0	...	3.74
Cornhill Unit Trust Mngrs Ltd				
PO Box 13b, Beckenham, Kent BR3 4XR. 01-658 9611				
UK Equity Inc	66.4	70.6xd	−0.6	3.5
Intnl. Inc & Acc	57.8	61.4	−0.3	2.0
County Unit Trust Managers				
161 Cheapside, London EC2V 6EU 01-726 1999				
Energy Tst	54.7	57.8	+0.4	3.36
European Growth Tst	75.6	80.0	−0.1	0.67
Extra Inc	212.0	224.4xd	−1.7	3.92
Financial	209.8	222.1	−1.4	2.16
Gilt Strategy	61.6	63.6	+0.3	2.07
Global Inc Trust	64.5	68.3xd	−0.5	6.41
Growth Investment	349.9	370.3	−2.2	2.07
Income & Growth Tst	50.8	53.7	−0.3	3.68
Intnl Recovery Trust	140.2	148.3	−1.4	1.41
Japan Growth Tst	233.6	247.1	−1.0	0.50
North Am Gwth Tst	116.2	122.9	+0.4	0.69
Smaller Companies	288.6	305.4	+1.1	1.22
South East Asia	78.2	82.8xd	+0.5	1.93
Special Sits (Acc)	358.9	379.8	−1.8	1.20
Crown Unit Trust Services Ltd				
Crown House, Woking GU21 1XW 04862 24933				
Crown American Tst	143.3	152.4	+0.4	0.46
Crown European Tst	127.1	135.2	+1.0	—
Crown Growth Trust	272.0	289.4xd	−2.6	2.49
Crown High Inc. Trust	300.1	319.3xd	−2.8	4.67
Crown Intl Tech Tst	128.4	136.6	...	—
Crown Japanese Tst	179.0	190.4xd	+1.4	—
Crusader Unit Trust Managers Ltd				
Reigate, Surrey, RH2 8BL 07372 42424				
UK Income	57.3	61.0	−0.5	4.72
UK Growth Acc	66.7	71.0	+0.7	2.41
UK Growth Dis	65.7	69.9	+0.7	2.41
European Growth	64.2	68.4	−0.1	1.86
Pacific Growth	65.4	69.6	−1.6	0.61
Dartington Unit Trust Mngt. Ltd				
Dartington, Totnes, Devon TQ9 6JE 0803 862271				
Total Perf. Unit Tst	72.2xd	76.9xd	...	2.24
Dimensional Trust Management Ltd				
1 Albemarle St, London W1X 3HF 01-499 5733				
UK Small Companies Tst.(z)	1146.8	1196.7	...	2.03
Discretionary Unit Fund Managers				
36/38 New Broad St, EC2M 1NU 01-638 4485				
Disc Inc March 3	129.3	130.0	...	3.41
(Accum Units)	222.4	234.5	...	3.39
Drummond Fund Mangt Ltd				
20, Copthall Avenue, London, EC2 R7PA. 01-588 6064.				
Glen Cap Fund Inc	187.0	198.9	...	3.10
Glen Cap Fund Acc	320.5	341.0	...	3.10
Glen Inc Fund Inc	80.0	85.1	...	4.30
Glen Inc Fund Acc	152.9	162.7	...	4.30
Dumenil Unit Trust Management Limited				
54 St James St, London SW1A 1JT 01-499 6388				
Dumenil Belgium Gth Fd	100.0		...	3.00
Dumenil French Gwth Fd	109.3	116.3	+0.5	1.67
Dumenil Spanish Gwth Fd	98.1	104.4	+0.1	1.90
Dumenil UK Gwth Fd	274.6	292.2xd	+2.4	0.80
Dunedin Unit Tst Mngrs Ltd				
3 Charlotte Sq, Edinburgh EH2 4DS 031-225 4571				
British Growth Tst	157.5	168.0	−0.5	1.40
European Growth Tst	159.0	169.5	...	0.85
Far East Trust (z)	227.0	242.0	...	0.1
Income Trust	121.5	129.5	−2.0	4.10
Japan Smllr Co Tst (z)	146.0	155.0	+0.5	0.00
North American Tst (z)	146.5	156.0	−0.5	0.1
EBC Amro Unit Trust Mngmt Ltd				
6 Devonshire Sq, London EC2M 4YE 01-621 0101. Dealing 01-626 0181				
Dutch Growth	58.8	62.6	−0.1	1.37
French Growth	53.5	56.8	+0.1	1.04
International Growth	53.0	56.4	−0.1	1.99
Swiss Growth Tst	46.8	49.8	+0.1	2.50
EFM Unit Trust Managers Ltd				
4 Melville Crescent, Edinburgh 031-226 3492				
EFM American Fund(z)	74.6	79.4	+0.5	1.26
EFM Capital Fund(z)	135.1	143.8	+0.1	1.18
EFM EuroFund (z)	27.7	29.5	+0.1	1.69
EFM Growth & Inc Fd(z)	166.3	177.1	+0.8	3.53
EFM High Dist Fd.(z)	147.5	157.0	+0.6	4.3
EFM Internat'l Fund(z)	232.0	247.0	+1.9	0.91
EFM Resources Fd	32.0	34.0	+0.2	0.29
EFM Pacific Fund(z)	23.7	25.2	+0.2	0.90
EFM Smllr Jap Co's(z)	31.8	33.8	+0.3	—
EFM Tokyo Fund(z)	204.8	218.1	+2.2	—
Edinburgh Exempt Funds*				
American April 1	144.4	150.4xd	...	2.00
Japan April 2	120.7	124.0	...	0.16
Pacific April 3	252.3	262.0xd	...	0.26
Smaller Jap Cos Mar 13	185.6	190.7	...	—
*Unauthorised				
Eagle Star Unit Mngrs Ltd				
Bath Road, Cheltenham GL53 7LQ 0242 521311				
UK Balanced Trust Inc	87.0	92.5	−1.0	2.57
UK Balanced Trust Acc	89.3	94.7	−0.9	2.50
UK Growth Trust Acc	117.3	124.5	−1.1	1.65
UK High Inc. Trust Inc	91.0	96.6	−0.1	3.6
N America Trust Acc	75.8	80.9	−0.5	0.66
Far Eastern Trust Acc	122.1	130.2	−1.0	0.78
European Trust Acc	91.5	97.6	+1.1	1.18
UK Gilt & Fxd Int Inc	56.6	60.1xd	...	8.15
UK Gilt & Fxd Int Acc	60.3	64.0	...	7.67
Intl Spec Sits Acc		50.0	...	—
Enterprise Fund Managers Ltd				
9 Queen Street, Leeds LS1 2HA. 061 236 5685				
Parkside UK Growth	58.7	61.8	...	2.55
Equitable Units Administration Ltd				
Walton St., Aylesbury, Bucks, HP21 7QN. 0296 431480				
Far Eastern	108.9	115.9	−0.7	0.38
Gilt & Fd Int	53.7	57.3	−0.1	7.57
High Income	91.1	97.0	−1.1	4.56
Intl Growth Tst	58.9	62.7xd	−0.3	0.98
North American	65.7	69.9	−0.1	1.52
Pelican(4 for 1 split)	91.5	97.6xd	−1.2	2.80
Special Sits	96.3	102.5	−0.5	2.15
Tst of Inv Tsts	84.4	89.8	−0.2	1.73
Equity & Law Un. Tr. M. (a) (c)				
St Georges Hse, Corporation St, Coventry 0203 553231				
UK Gwth Tst Acc	179.1	190.5	−1.9	2.79
UK Gwth. Tst Inc.	151.5	161.2	−1.2	2.79
Higher Inc Tst Acc	311.4	331.2	−2.0	3.79
Higher Inc Tst Inc.	246.0	261.6	−1.7	3.79
Gilts/FxdIntTstAcc	105.7	111.2xd	−0.1	8.19
Gilts/FxdIntTstInc	85.1	89.5xd	−0.1	8.19
N. America Tst Acc	151.7	161.3	−0.3	0.00
Far East Tst Acc	183.0	194.6	−0.2	0.00
Europe Tst Acc	168.5	179.0xd	+0.3	0.85
General Trust	278.3	296.0xd	−2.5	2.96

	Bid Price	Offer Price	+ or −	Yield Gross
F & C Unit Management				
1 Laurence Pountney Hill, EC4R 0BA 01-623 4680				
F & C European Inc	84.1	89.5	...	2.79
F & C Far Eastern Fd	78.9	84.0	...	—
F & C Financials Fund	53.6	57.1	...	2.43
F & C Fixed Int Fd	61.1	65.0	...	9.94
F & C Int Tech	122.2	130.0	...	0.16
F & C Natural Res Fd	67.8	72.2	...	2.39
F & C Overseas Inc Fd	76.3	81.2	...	3.28
F & C UK Growth Fund	69.2	73.6	...	2.04
F&C UK Income Fund	87.1	92.7	...	4.27
F & C US Major Cos Fd	60.6	64.5	...	2.33
F&C US Smaller Co's	75.1	79.9	...	0.18
Exempt Funds*				
F & C Anglo-Nippon	1203.6	1268.8	...	1.00
F & C Europe	95.3	100.7	...	1.85
F & C Managed Exempt	112.6	117.9	...	3.31
F & C North American	531.1	552.6xd	...	1.13
F & C South East Asia	241.1	254.3xd	...	2.06
*Unauthorised				
FS Investment Managers Ltd				
190 West George St, Glasgow 041-332 6462				
American Grth. Inc.	23.5	25.0	...	—
Do. Accum	23.5	25.0	...	—
FS Balanced Gwth Fd.	62.1	66.1xd	+0.3	1.4
Do (Accum)	63.5	67.6xd	+0.2	1.4
Higher Yield Fund	28.7	30.5xd	−0.1	7.0
Do. (Accum.)	29.0	30.8xd	−0.1	7.0
FS Inc Grwth Fd	52.1	55.4	−0.3	5.3
Do (Accum)	55.8	59.4	−0.3	5.3
Service Co's Fd	70.0	74.5	+0.1	1.0
Do (Accum)	71.2	75.7	+0.1	1.0
Fidelity Investment Services Ltd				
River Walk, Tonbridge TN9 1DY 0732 361144 Dealing 0800 414181				
Private Clients: 0800 414161 Professional Advisers: 0800 414181				
American (z)	118.9	126.5	+1.5	0.59
Amer. Eq. Inc.(z)	35.0	37.3	+0.2	3.75
Amer. Spec. Sits (z)	56.8	60.5	−0.1	0.01
Australia Trust (z)	41.9	44.4	+0.8	1.96
European Income Tst	24.0	25.4	+0.1	3.93
European Trust(z)	50.7	53.7	...	—
Far East Inc Tst (z)	39.2	41.5	+0.5	3.57
Gilt & Fxd Int (z)		31.0xd	...	9.33
Global Convertible Tst	23.9	25.3	...	5.00
Growth & Inc Tst (z)	118.8	126.4	+1.1	3.68
Japan Special Sits (z)	51.7	55.2	+0.8	—
Japan Trust (z)	155.1	165.5	+1.4	—
Managed Int. Tst (z)	155.2	165.2xd	+1.6	0.09
Max. Inc. Eq. Tst (z)	105.9	112.7	+1.2	3.93
Preferred Growth Tst (z)	41.2	44.1	+0.4	1.84
South E. Asia Tst (z)	48.4	51.5	+0.8	0.13
Special Sits (z)	230.3	245.0	+3.2	0.94
Robert Fleming & Co Ltd				
25 Copthall Ave, London EC2R 7DR 01-638 5858				
†Am Exempt (31/3)	£392.08	398.89	...	1.18
†General Exmpt (31/3)	£124.10	126.92	...	2.59
†Jap Exempt (31/3)	£487.95	497.07	...	1.12
†Am Prop Trust (25/12)		$10,000	...	5.00
†Prop Trust (25/12)		£1,974	...	5.80
†Unauthorised				
Framlington Group (a)				
3 London Wall Bldgs, EC2M 5NQ 01-628 5181				
Amer. & Gen.	225.4	239.5	−0.8	—
(Accum. Units)	230.2	243.5	−1.0	—
Am. T'around	224.4	237.4	−0.4	1.14
(Accum. Units)	232.8	246.3	−0.5	1.14
Capital Trust	269.3	284.9	−1.0	1.76
(Accum. Units)	329.3	348.4	−1.2	1.76
Convertible & Gilt	103.	109.2	...	4.65
(Accum. Units)	140.5	148.6	...	4.65
European Fd	69.3	73.3	+0.1	0.81
(Accum. Units)	69.3	73.3	+0.1	0.81
Extra Income Trust	213.2	225.6	−1.2	3.62
(Accum Units)	234.3	247.9	−1.3	3.62
Financial Fund	54.0	57.1	−0.3	1.01
(Accum Units)	54.0	57.1	−0.3	1.01
Income & Growth Tst	153.4	162.3	−1.0	3.53
(Accum Units)	164.2	173.7	−1.1	3.53
Int. Growth Fd	175.8	186.0	+0.2	—
(Accum. Units)	195.2	206.5	+0.1	—
Japan & Gen Fd	106.7	112.9xd	−0.1	—
(Accum Units)	107.7	113.9	−0.2	—
Monthly Income Fd	111.6	118.0xd	−0.5	3.64
PEP 87	54.0	57.1	−0.1	2.86
Recovery Trust	184.9	195.6	−0.3	1.99
(Accum. Units)	201.7	213.4	−0.3	0.99
Robert Fraser Trust Mgt. Ltd				
29 Albemarle St, London W1 01-493 3211				
Rbt. Fraser Gwth. Tst	154.5	164.3	...	1.80
Friends Provident Unit Trusts(a)(b)(c)				
Castle Street, Salisbury, Wilts., Tel: 0722 336242				
F.P. Equity Dist.	235.9	250.4	−3.1	2.34
Do. Accum.	397.4	421.8	−5.3	2.34
F.P. Fixed Int Dist.	118.3	125.8	+0.4	5.71
Do. Accum	139.6	148.5	+0.4	5.71
F.P. Stewardship Dist	216.0	229.2	−1.6	1.37
Do Accum	224.8	238.6	−1.7	1.37
F.P. North American	133.1	141.1	−0.7	1.29
F.P. Pacific Basin	196.4	208.2	−0.9	0.24
Funds in Court*				
Public Trustee, Kingsway, WC2 01-405 4300				
Capital March 26	447.7	449.3	...	2.22
Gross March 26	185.5	186.4	...	6.22
High Yield Feb 26	274.6	273.7	...	4.95
*Unauth. Restricted to funds under Court control				
G. & A. Trust (a) (g)				
5 Rayleigh Road, Brentwood 0277 227300				
G. & A.	148.5	157.1	−1.1	2.81
GT Unit Managers Ltd				
8th Floor, 8 Devonshire Sq, London EC2M 4YJ 01-283 2575 Dealing: 01-626 9431				
Capital (Inc)	125.4	133.5	...	2.2
Capital (Acc)	181.7	193.4	...	2.2
Income	96.8	103.0xd	...	5.6
Pension Exempt	223.8	233.2	...	1.4
International	187.0	199.0xd	...	0.3
US + General	59.6	63.5	...	0.7
American Special Sits	78.3	83.4xd	...	0.5
Japan & General	276.4	294.1xd	...	0.1
Far East and Gen.	149.9	159.5	...	0.1
European	272.9	290.4xd	...	0.3
German	67.6	72.0	...	1.0
Int'l Income Fd	55.5	59.1	...	4.2
Gartmore Fund Managers (a) (c) (g)				
2 St Mary Axe, London EC3A 8BP 01-623 1212 Dealing only: 01-623 5766/5806				
American Trust	89.8	95.6	...	0.70
Australian Trust	34.7	37.0	...	0.10
British Trst. (Accum)	77.1	82.0	...	1.87
Do. (Dist.)	66.0	70.3	...	1.87
Cheltenham UK Gwth Tst	25.6	26.9	−0.3	1.99
Commodity Share	91.2	97.1	−0.7	1.80
European Trust	56.4	60.0xd	+0.2	0.40
Extra Income	59.8	63.7	...	4.61
Far East Trust	146.5	155.9	−1.0	0.21
Fixed Int Tst	27.4	29.1	...	9.07
Frontier Markets Tst	24.6	25.8	+0.1	0.40
Global Fd	197.6	209.2	...	0.41
Global Fd (Dist)	187.7	198.7	...	0.41
Gold Share Trust(z)	24.8	26.4	...	0.70
Hedged American (z)	37.2	39.5xd	...	1.00
High Income Tst	172.0	183.0	−0.9	4.98
Hong Kong Trust	36.3	38.6xd	−0.1	1.00
Income Fund	96.8	103.0	−0.6	2.94
Int'l Fnd Inc Tst	24.6	26.1xd	...	9.04
Japan Trust	146.5	155.8	+3.2	0.00
Managed Exempt Fund	302.4	315.0xd	−0.5	4.43
Oil & Energy Trust	41.4	44.1	+0.2	2.50
Special Sits. Tst	126.0	134.1	−1.8	0.79
UK Sm. Co. Rec. Trust	98.4	104.7	−0.1	0.50
Global Asset Management				
GAM Sterling Management Ltd				
12 St James's Place, London SW1 01-493 9990				
GAM & International	287.1	296.0	−0.5	1.21
GAM UK Special	111.5	115.0	...	1.36
GAM N. America Inc	129.0	133.0	...	3.26
GAM N. America Acc	136.6	140.9	...	3.26
GAM Pen & Chy Wwde*		186.1	...	—
GAM Pen & Chty UK*		176.7	...	—
GAM Far East Unit Tst	117.3	121.0	+2.0	—
*Unauthorised				
Govett (John) Unit Mngt. Ltd				
Winchester House, 77 London Wall, EC2 01-588 5620 Dealing: 01-588 0526				
Govett AmericanGrowth	72.9	77.3	−0.2	2.19
Govett America Inc	74.5	79.6xd	−0.3	5.42
Govett Gold & Min	67.1	71.3	−0.6	0.48
Govett Intl Gwth	97.5	103.7	−0.3	1.01
Govett Japan Gwth	51.8	55.4	−0.2	0.00
Govett European Gwth	234.5	250.7	+0.1	0.23
Govett Pacific Inc	81.8	87.0	+0.3	4.10
Govett UK Spec Opps	144.5	153.7	+1.1	0.64
Pacific Strategy	49.0	52.1	...	0.60
Exempt Amer. April 2	121.1	126.5	...	1.98
Exempt Pacific April 2	196.8	205.7	...	1.03
Exempt Sm Cos April 2	182.9	192.3xd	...	1.73
UK Progressive Inc	69.0	73.3	−0.4	3.75
Granville Unit Tst Mngmt Ltd				
8 Lovat Lane, London EC3 8DT 01-621 1212				
Granville Capital	78.1	82.7	...	1.98
Granville Small Co Tst	65.6	68.7	...	1.58
Gresham Unit Trust Managers				
9-17 Perrymount Rd, Haywards Heath 0444 416581-2				
Gresham Global Growth	173.6	185.7	−0.5	1.24
Gresham Inc	181.4	194.0	−1.3	4.21
Gresham total Inc	24.5	26.2xd	−0.1	4.
Gresham N Amer Grwth	26.5	28.4	−0.1	1.77
Grefund Managers Limited				
Pioneer Hall, 8/9 Austin Friars, EC2N 2AE 01-588 5317				
Grefund American Trust	86.0	92.6	−0.3	0.90
Grefund Australian Tst	79.3	83.5	+1.6	1.18
Grefund Equity Trust	114.2	121.5	−1.1	2.15
Grefund European Trust	139.4	146.7	+0.4	0.84
Grefund Gilt Trust	58.8	60.7	...	7.53
Grefund Japan Trust	137.9	145.1	−5.1	0.0
Guardian Royal Ex. Unit Mgrs. Ltd (a)				
Royal Exchange, London EC3V 3LS 01-688 9903				
European	280.9	297.5	+1.0	1.86
Gilt & Fixed	120.6	125.4	...	8.85
Growth Eq.	249.9	264.5	...	1.70
Guardhill	335.2	347.5	−2.1	2.37
Nth American	157.9	167.1	−0.5	0.88
Pacific	294.2	311.4	−2.4	0.00
Prop Shares	352.2	372.8	−1.1	1.07
Small Cos	273.3	289.3	+0.9	1.35
Guild Management Limited				
3, Finsbury Square, EC2A 1RT 01-638 2433				
Guild UK Cap	46.6	48.8	...	0.95
Guild Intl. Cap	35.5	38.7	...	0.70
Guinness Mahon Unit Trust Managers Ltd				
PO Box 442, 32 St Mary-at-Hill, EC3 01-623 9333				
Temple Bar Sm Co's. Fd	250.39	252.56	...	2.49
Temple Bar USM Fd	129.25	199.59	...	2.55
High Income	64.9	69.6	−0.5	5.14
North American	119.1	126.8xd	−0.8	0.7
Recovery	281.7	299.7	+0.6	2.4
Gilt Trust	39.7	41.4	...	8.78
St Vincent U.S. Gwth	76.6	79.8	−0.9	0.73
St Vincent High Inc	102.1	105.3	−0.4	4.89
European Growth Tst	49.0	51.9	...	0.8
Hambro General Fund Managers Ltd (g)				
Admin., 5, Rayleigh Rd, Hutton, Brentwood, Essex Enquiries 0277 227300 Dealing 0277 217916				
Ham Gen UK Grwth Tst	65.7	69.7xd	−0.5	2.51
Ham Gen Prop Share Tst	79.9	84.8	−0.3	1.18
Hambros Bank Unit Trust Managers Ltd (g)				
Admn, 5 Rayleigh Rd, Hutton, Brentwood, Essex Enquiries 0277 227300 Dealing 0277 217916				
Hambros Canadian Trust	59.5	63.1	−0.1	1.03
Hambros Equity Income	106.3	112.8	−0.1	4.17
Hambros European Tst	106.3	112.8xd	+0.4	0.82
Hambros High Inc Tst	78.1	82.9xd	−0.3	4.22
Hambros Intl Sign Tst	66.2	70.2	+0.1	0.71
Hambros Japan Far East	139.9	148.4	−0.5	0.40
Hambros North American	71.0	75.3	−0.4	0.86
Hambros Res. & Assets	71.7	76.1	−0.4	1.67
Hambros Scandinavian	81.2	86.9	+0.1	0.89
Hambros Smaller Cos. T	172.8	183.3	+1.6	1.41

	Bid Price	Offer Price	+ or −	Yield Gross
Henderson Administration (a) (b) (c)				
Admin. 5 Rayleigh Road, Hutton, Brentwood, Essex Enquiries 0277 227300 Dealing 0277 217238				
UK Funds				
Best of Britain	46.5	49.5	−0.1	1.80
Special Sits	173.0	185.0xd	+1.2	0.88
(Accum. Units)	244.7	261.7xd	−1.7	0.88
Recovery	148.3	158.0xd	−0.3	2.07
Cap. Growth	68.1	72.5xd	−0.3	1.49
(Acc. Units)	79.3	84.5xd	−0.1	1.49
Inc. & Assets	131.9	141.1xd	−1.4	3.48
Financial	187.9	201.0	−5.3	2.20
High Income Funds				
Inc. & Growth	178.6	191.0	−2.9	2.79
(Accum. Units)	354.1	378.7	−4.7	2.79
High Income	228.9	244.8	−2.5	3.88
Extra Inc.	225.6	238.8xd	−1.4	3.68
Smaller Cos Div	155.0	163.8	−0.7	4.11
Pref. & Gilt	49.9	53.1	...	9.84
Gilt Trust	43.3	45.3	−0.1	9.18
Fixed Interest	54.4	57.7xd	...	9.30
International				
Global Health	87.0	92.6	−0.4	0.91
Global Income & Gwth	65.4	69.6	−0.5	4.48
Global Resources	121.2	128.9	+0.8	0.01
Global Tech	125.5	133.7	+1.6	0.02
Gold	87.3	92.9	+1.5	1.67
International	195.2	207.5xd	−1.1	0.76
World Wide April 3	472.2	497.0	+7.5	2.40
Overseas Funds				
Australian	104.2	111.0xd	+1.8	1.36
European	278.4	296.0	+0.7	0.77
European Small Cos.	114.4	122.7	+1.5	0.54
European Inc. Tst	48.7	51.8	−0.1	4.40
Hong Kong	64.9	69.1	−1.2	0.58
Japan Trust	187.3	199.5	−1.3	0.01
Japan Special Sits	203.5	216.7	−1.4	0.02
Pacific Sm. Cos.	82.9	88.2xd	−0.4	1.33
Singapore & M'sia	93.5	99.9	+0.6	1.56
North Amer	154.2	164.0	+0.4	0.82
Amer Smaller	55.3	58.8	+0.1	0.02
Amer Recvy Tst	116.8	124.3	+0.4	0.16
Exempt Funds				
High Income	153.7	161.3xd	−0.3	4.05
Smaller Cos	155.9	164.3	+1.2	1.30
European	131.9	138.8xd	+0.2	1.11
Japan	190.7	200.7	−0.8	0.03
American	93.2	98.1	+0.1	1.33
Global Tech	99.1	104.3	+1.0	0.03
Pacific Ex Tst	196.6	204.8	−2.0	2.19
Heamess Unit Trust Managers Ltd				
9-17 Perrymount Rd, Haywards Heath, W Sussex 0444 412265				
Caversham Fund	112.5	119.7	...	3.26
Caversham Extra Inc	89.0	94.7	...	5.60
Hexagon Services Ltd				
28 Western Rd, Romford RM1 3LB 0708 45322				
Aust Friars	202.0	209.4	...	0.92
Canada Grw.	100.9	108.4xd	...	1.75
Copthall Fund*	102.9	105.2	...	2.02
*Dealing Day Wednesday				
Highcliffe Unit Trust Management Limited				
65, High St, Lymington, Hants. SO41 9AL 0590 71294				
Highcliffe Grth March	24.0	25.7	...	—
Hill Samuel Unit Tst. Mgrs.† (a)				
NLA Tower Addiscombe Road, Croydon 01-686 4355				
(b) British Trust	646.3	684.0	−9.1	2.65
(b) Capital Trust	118.0	124.9	−1.0	2.28
(g) Dollar Trust	206.1	218.2	−0.9	2.21
(g)European Trust	153.1	162.1	+0.5	0.95
(g) Far East	140.5	148.7	...	1.89
(b) Financial Trust	412.9	437.0	−6.4	2.47
(b) Gilt & Fxd Int Inc	28.9	30.1xd	...	8.62
(b) High Yield Tst	80.6	85.3	−1.7	4.28
(b)Income Trust	99.2	105.0	−0.3	3.92
(g) Int'l Trust	143.1	151.5	−0.7	1.71
(g) Japan Tech Tst	34.1	36.1	+0.1	0.00
(g) Nat. Resources Tst	50.2	53.2xd	...	1.32
(b) Security Trust	233.6	247.2	−1.5	2.71
(b) Smaller Cos Tst	119.4	126.4xd	−0.2	1.43
(b) Spec. Sits. Tst	119.4	126.4xd	−0.2	1.95
(g)US Smaller Cos	26.5	28.1	...	0.89
IBI Fund Managers Ltd (a)				
32 Queen Anne's Gate, London SW1H 9AB 01-222 2000				
IBI Brit&O'seas	154.0	163.0	+1.1	1.55
IBI Inc Plus Tst	72.6	76.9xd	−2.5	4.01
IBI Inv Tsts	86.7	91.8	+0.2	2.9
IBI Cap Gth Tst	70.6	74.8xd	−2.9	1.34
Key Fund Managers Ltd (a)(g)				
35 Fountain St, Manchester M2 2AF 0303 893364				
Key Equity & Gen	56.1	59.9	−0.9	1.41
Key Income Fund	65.9	70.3	−0.3	3.51
Key Gilt & Fixed Int	66.8	71.1xd	...	10.09
Key Higher Inc Fd	142.5	152.4	+0.3	4.03
Key Intnl Fd	307.3	328.6	+0.7	1.18
For Kleinwort Benson Unit Managers see Barrington Mngt Co Ltd				
LAS Unit Trust Managers Ltd				
93 George St, Edinburgh EH2 3JL 031-225 4908				
LAS Intl. Growth Tst	43.8	46.6xd	−0.1	1.16
LAS High Income Tst	55.4	58.9xd	−0.4	3.95
LAS N. American Equity	32.6	34.7	...	0.12
LAS UK Equity Tst	52.3	55.6	−0.3	2.01
LAS Japan	51.4	54.7	...	0.00
LAS European	50.2	53.4	+0.1	0.95
L & C Unit Trust Management Ltd				
Piercy House, Copthall Ave, EC2R 7BE 01-588 2800				
L&C Inc. Fund	546.1	557.3	−12.9	4.33
L&C Intl & Gen Fd	280.2	286.0	−3.2	1.29
Laurentian Unit Tst Mngmnt Ltd				
16 Buckingham Gate, London SW1. 01-828 6115.				
Growth Trust	137.0	145.0	−0.4	0.41
High Income	65.9	69.4	+0.1	4.18
International	57.7	60.7	−0.2	0.73
Lawson Fund Managers Ltd (a) (c) (g)				
46 Moorgate, London EC2R 6EL 01-638 1711				
Aust & Pac	10.8	11.7	−0.2	1.84
Lazard Brothers & Co Ltd				
21 Moorfields, London EC2P 2HT 01-588 2721				
UK Funds				
Capital	256.0	271.9	−1.0	2.37
Income & Growth	256.4	274.3	−2.5	3.36
Income	170.7	182.6	...	4.87
Small Cos Gwth(1for10)	160.7	171.9	...	1.5
Overseas Funds				
Lazard Jap&Pac Gth Tst	58.8xd	63.0	...	1.0
Lazard Europn Gth Tst	58.5xd	62.6xd	...	1.0
Lazard N. Amer Gth Tst	56.5xd	60.5xd	...	1.0
Exempt Funds				
UK Fixed Int Mar 31	119.0	123.5	...	8.7
UK Equity Mar 31	212.5	228.5	...	2.60
Small Comp's Mar 31	3047.0	3156.0	...	1.50
Sidings Mar 31	221.0	237.0	...	0.8
Northumbria Mar 12	150.5	162.5	...	1.1
North West Mar 31	185.0	200.0	...	0.9
Eastern Count Mar 13	£104.5	113.0	...	1.1
W. Midlands Feb 31	170.0	184.0	...	—
Intl. Bond Mar 31	216.0	223.5	...	6.4
American Mar 31	341.5	356.5	...	1.9
Far Eastern Mar 31	498.5	530.0	...	0.40
Australian Mar 31	225.0	239.5	...	1.5
European Mar 31	424.0	451.0	...	0.80
Property	2200.0	2400.0	...	6.0
Inc & Growth Property	£1,005.0	1055.0	...	9.0
Index-Link Mort.Jan 24	120.3	125.77	...	4.5
Legal & General (Unit Tst., Mngrs.) Ltd				
Admin: 5 Rayleigh Road, Hutton, Brentwood Essex Enquiries 0277 227300, Dealing 0277 234634				
Equity Dis.	321.9	342.4xd	−2.9	2.20
Equity Acc.	513.2	546.0xd	−4.6	2.20
Equity Income	75.9	80.7	−0.6	4.84
European	78.5	83.5	+0.1	1.54
Far Eastern	134.8	143.4xd	−0.4	0.63
Gilt	80.7	85.4	−2.0	6.53
Intl Bond Trust	47.0	50.0	−0.1	6.00
Japanese Trust	59.3	63.1	−0.1	0.63
Managed Trust	[illegible]	56.0	...	1.22
Natural Resources	90.8	96.6xd	+0.9	1.87
North American	90.4	96.2	−0.2	1.37
Overseas Equity Tst	93.7	99.7	...	1.41
UK Special Sits	86.3	91.8	−0.4	1.58
Leonine Administration Ltd				
20 Copthall Ave, London EC2R 7JS 01-600 7595				
Leo Distribution	262.4	276.2	...	0.38
Leo Accum	319.2	336.0	...	0.38
Lloyds Bk. Unit Tst. Mngrs. Ltd (a)				
Registrar's Dept, Goring-by-Sea, Worthing, W Sussex 0903 502541 Dealing 0444 459144				
Balanced	219.9	233.9	−1.5	2.72
Do. (Accum.)	396.7	422.0	−2.7	2.72
Cont. Europe Growth	46.8	49.7	...	0.73
Do. (Accum)	46.8	49.7	...	0.73
Energy Int.	61.6	65.5	+0.1	2.10
Do. (Accum.)	69.5	73.9	+0.1	2.10
Extra Income	193.4	205.7	−1.0	4.42
Do (Accum.)	354.7	377.7	−1.6	4.42
German Growth	67.7	72.0	+0.1	0.39
Do. (Accum)	67.9	72.2	+0.1	0.39
Income	332.5	353.7	−1.4	3.83
Do. (Accum.)	667.8	710.4	−3.0	3.83
Int. Technology	222.0	236.1	+1.9	0.02
Do. (Accum.)	232.2	247.0	+1.9	0.02
Japan Growth	92.1	97.9xd	+0.1	0.02
Do. (Accum)	92.4	98.3	...	0.02
N. American & Gen.	117.7	125.2	−0.2	0.67
Do (Accum.)	127.5	135.6	−0.2	0.67
Pacific Basin	158.1	168.1	−0.9	0.12
Do. (Accum)	165.3	175.8	−1.0	0.12
Small Cos. & Recy	259.2	275.7	−1.0	1.62
Do. (Accum.)	292.8	313.4	−1.1	1.62
UK Growth	58.6	62.3	−0.3	1.65
Do. (Accum)	59.2	62.9	−0.3	1.65
Worldwide Gwth	226.3	242.7	−1.1	0.38
Do. (Accum.)	318.8	339.1	−1.5	0.36
Local Authorities' Mutual Invest. Tst.*				
2 Fore Street, London EC2Y 5AQ 01-588 1815				
Property Fund Feb 28		166.00	...	7.03
Equity Fund Feb 28		752.45	...	3.25
Fxd Int Sec Fd Feb 28		98.90	...	10.36
*Unauthorised. Available only to Local Authorities				
London & Manchester (Tst Mgmt) Ltd				
Winslade Park, Exeter EX5 1DS 0392 215347				
American Trust	36.0	38.3	−0.2	0.3
General Trust	52.6	55.9	−0.4	3.1
Income Trust	44.9	47.7xd	−0.4	5.2
International Trust	39.9	42.4	−0.4	0.6
Japan Trust	50.8	54.0	−0.4	0.0
Trust of Inv Trusts	35.5	37.7xd	−0.2	1.9
M & G Group (y)(c)(z)				
Three Quays, Tower Hill, EC3R 6BQ. Dlg 0245 266266 Advisory: 01-626 4588. Unit Dealing 0245 266266				
American & General	236.0	249.0	−1.2	1.06
(Accum Units)	277.1	292.3	−1.4	1.06
American Recovery	267.4	284.8	+1.9	0.16
(Accum Units)	292.5	311.5	+2.1	0.16
American Smllr Co's	61.1	64.5	+0.1	0.13
(Accum Units)	62.3	65.7	+0.1	0.13
Australasian	158.6	167.3xd	+3.6	0.34
(Accum Units)	174.1	183.7	+3.7	0.34
Commodity	236.5	249.5	−0.2	1.70
(Accum Units)	315.3	322.6	−0.2	1.70
Compound Growth	516.2	552.3	+2.3	2.62
Conversion Growth	407.5	432.0	+1.8	2.30
Conversion Income	232.1	244.9	+0.6	4.77
Dividend	513.6	541.9	+2.0	4.12
(Accum Units)	1537.8	1622.4	+5.9	4.12
European	250.1	263.9	+1.0	0.92
(Accum Units)	299.1	315.6	+1.1	0.92
Extra Yield	287.2	303.0xd	+1.3	4.34
(Accum. Units)	641.2	676.5	+2.9	4.34
Far Eastern	167.3	178.2xd	−2.2	1.00
(Accum Units)	205.7	219.1	−2.7	1.00
Fund of Inv. Tsts.	305.4	322.2	+0.8	2.24
(Accum Units)	484.4	511.0	+1.3	2.24
General	782.2	825.2	+1.5	3.19
(Accum Units)	1682.5	1775.0	+7.2	3.19
Gilt Income	61.9	65.0	−0.1	8.93
(Accum Units)	99.0	104.0	−0.1	8.93
Gold	68.1	72.8	−1.1	1.37
(Accum Units)	73.2	77.2	−1.0	1.37
High Income	399.5	421.4	+0.9	4.44
(Accum. Units)	1101.0	1167.1	+2.6	4.44
International Growth	850.9	897.7	−5.4	1.25
(Accum Uts)	1377.6	1453.4	−8.6	1.25
International Inc.	66.8	70.5	−0.6	4.53
(Accum Units)	70.1	74.0	−0.6	4.51
Japan & General	834.1	880.0	−0.4	0.43
(Accum. Units)	895.0	944.2	−0.4	0.43
Japan Smaller Co's	86.8	91.6	+0.3	—
(Accum. Units)	87.4	92.2	+0.3	—
Midland	766.0	808.1	+2.1	3.15
(Accum Units)	1936.3	2042.8	+5.3	3.15
Recovery	488.2	515.0	+3.8	2.70
(Accum. Units)	639.4	674.6	+5.0	2.70
Second General	880.6	929.0	+4.0	2.15
(Accum. Units)	1,463	1,560.8	+8.1	2.15
Smaller Companies	878.5	926.8xd	+3.1	2.29
(Accum Units)	1,399.3	1,476.3	+4.8	2.29
Trustee	561.4	594.8	+2.6	3.57
(Accum. Units)	1,641.3	1,739.8	+7.6	3.57
Specialist Funds				
Charifund Apr 1		115.2	...	10.05
(Accum Units)		393.8	...	10.05
Charibond Mar 31	510.8	516.0	...	4.46
Pension Ex Mar 30	596.0	619.9	...	3.97

[illegible]

FT UNIT TRUST INFORMATION SERVICE

MGM Unit Managers Ltd
MGM House, Heene Rd, Worthing 01-623 8211

High Inc	271.5	288.8xd	-2.9	5.03
(Accum Units)	356.4	377.0	-2.7	5.03
UK Growth	333.0	354.2xd	-0.8	2.39
(Accum Units)	354.8	377.4	-0.9	2.39

MLA Unit Trust Management
1 Sessions Hse Sq, Maidstone ME14 1XX 0622 674751

MLA Gen. Tst	40.0	42.4	(z)	2.76
MLA Income Trust	54.4	57.6	(z)	3.40
MLA Int	61.8	65.5xd	(z)	0.90
MLA Gilt Unit Tst	25.1	25.8	(z)	10.07
MLA European Trust	35.0	37.0	(z)	0.67
MLA American Tst	27.8	29.4	(z)	0.85
MLA Emerging Mkts. Tst	—	25.0	(z)	0.70

ManuLife Management Ltd
St George's Way, Stevenage 0438 356101

Gilt&Fxd Int	118.0	122.2xd	...	7.12
Growth Units	97.0	103.1	...	2.61
High Income Unit	137.4	146.0xd	...	3.67
High Yielding Gilt Uts	61.0	63.1	...	8.04
Intl Growth Unit Tst	154.6	164.3	...	0.35
UK Smaller Cos	105.5	112.1	...	1.63
North American	84.0	89.3	...	0.40
Far East	127.6	135.6	...	0.02

Mayflower Management Co Ltd
No. 1 London Bridge, London, SE1 9QU 01-378 7000

Income March 30	310.5	330.3xd	...	3.38
General March 30	244.2	259.8xd	...	1.89
International March 30	153.5	163.3xd	...	0.65
Global Inc Fd March 30	49.6	52.0xd	...	5.15

Mencap Unit Trust Mngrs Ltd (a)(c)(g)
Unicorn Hse, 252 Romford Rd, E7 01-534 5544

Mencap	170.0	179.8	...	4.07

Mercury Fund Managers Ltd
33 King William St, EC4R 9AS 01-280 2060

American Growth	106.4	113.2	+1.7	2.31
(Accum Units)	110.8	117.9	+1.7	2.31
American Sml Cos Ex Fd	49.9	53.1	+0.2	0.50
(Accum Units)	49.9	53.1	+0.2	0.50
American Income	50.2	53.5xd	+0.2	5.49
(Accum Units)	54.5	58.0xd	+0.2	5.49
European Growth	143.0	152.2	+0.6	0.72
(Accum Units)	148.1	157.6	+0.5	0.72
European Income	82.0	87.3	+0.1	3.41
(Accum Units)	84.3	89.7	+0.1	3.41
General	306.9	326.5xd	-1.1	1.88
(Accum Units)	509.6	542.2xd	-1.7	1.88
Gilt	89.4	89.8	+0.1	7.25
(Accum Units)	104.9	104.5	+0.1	7.25
Income	102.1	108.7xd	-0.2	3.81
(Accum Units)	116.4	123.9xd	-0.2	3.81
International	285.5	302.1	+0.4	1.47
(Accum Units)	353.5	376.1	+0.5	1.47
Japan	214.1	227.7	+2	0.96
(Accum Units)	219.8	233.8	+0.2	0.96
Recovery	254.6	270.9	-0.7	2.65
(Accum Units)	274.7	292.3	-0.8	2.65
Exempt April 1	301.7	309.4	...	1.77
(Accum Units)	472.5	484.6	...	1.77

Metropolitan Unit Trust Mngrs Ltd
Darkes Lane, Potters Bar EN6 1AJ. 0707 45184

UK Income Fund	—	—	...	—
Accum Units	—	—	...	—
UK Growth Fund Acc	—	—	...	—
Global Income Fund	—	—	...	—
Accum Units	—	—	...	—
Global Growth Fund	—	—	...	—

Midland Bank Group UT Mngrs. Ltd
Courtwood House, Silver St, Head, Sheffield S1 3RD
Tel: 0742 769842

Capital	99.3	105.3	(z)	1.49
(Accum Units)	136.4	144.8	(z)	1.49
Commodity & Gen	167.4	177.6	(z)	1.60
(Accum Units)	238.2	252.7	(z)	1.60
European Growth	131.0	138.9	(z)	1.38
(Accum Units)	157.1	167.3	(z)	1.18
Extra High Inc	67.0	71.0xd	(z)	7.11
(Accum Units)	81.3	86.2	(z)	7.11
Gilt & Fxd. Int.	55.0	57.4xd	(z)	8.62
(Accum Units)	94.4	98.6	(z)	8.62
High Yield	191.1	202.7	(z)	4.63
(Accum Units)	332.6	352.9	(z)	4.63
Income	212.0	224.9	(z)	3.13
(Accum Units)	355.3	377.0	(z)	3.18
Intl High St UT	—	50.0	(z)	2.0060
Do. Accum	—	50.0	(z)	2.0060
Japan and Pacific	339.9	360.6xd	(z)	0.20
(Accum Units)	357.0	378.8	(z)	0.12
Managed Portfolio Acc	60.8	64.3	(z)	2.84
North American	126.0	133.6	(z)	1.32
(Accum Units)	151.5	160.7	(z)	1.32
Smaller Cos	159.6	169.3	(z)	1.59
(Accum Units)	171.6	182.1	(z)	1.59

MIM Britannia Unit Tst Mgrs Ltd (a)(c)(g)
74-78 Finsbury Pavement, London EC2A 1JD
01-588 2777 Dealing: 01-638 0478/0479

UK Specialist Trusts				
MIM Brit. Growth Gilt	62.5	65.5	...	0.36
MIM Brit. Smaller Cos	189.4	202.0xd	+0.3	0.62
MIM Brit. Spcl Fund	113.0	120.5xd	-0.7	0.94
(Accum Units)	118.5	126.4	-0.8	0.94
General Funds				
MIM Brit Assets Eqty	56.4	60.2	-0.4	1.94
Accum Units	56.4	60.2	-0.4	1.94
MIM Brit Mkt Inv Fd	62.7	66.9	...	0.99
MIM Brit UK Growth	45.6	48.6	-0.3	1.38
High Income Funds				
MIM Brit Extra Inc	67.0	71.5	-0.3	6.22
MIM Brit. Gilts	26.8	28.2	...	9.80
MIM Brit Inc & Growth	255.6	272.6	-1.6	3.39
MIM Brit Nat High Inc	233.0	248.5xd	-2.3	4.45
MIM Brit Pref Shares	18.7	19.9xd	...	9.24
Sector Specialist Funds				
MIM Brit Commodity Sh	197.8	212.0	+0.8	0.89
MIM Brit Financial Sec	53.6	57.2	-0.55	0.89
MIM Brit Gold	86.4	93.1	+1.2	0.09
Accum Units	89.5	96.3	+1.4	0.09
MIM Brit Intl Leisure	15.9	17.0	...	0.00
MIM Brit Prop Shares	81.6	87.0xd	-0.4	0.35
MIM Brit Uev Energy	32.4	35.9	-0.3	1.38
MIM Brit World Tech	46.6	49.7	+0.3	0.00
Exempt Funds				
MIM Brit. Exempt	103.7	108.6	-0.6	3.29
Overseas Growth Funds				
MIM Brit Amer Gwth	107.5	114.7xd	-0.1	0.79
MIM Brit US Small Co	69.9	74.6	-0.1	0.00
(Accum Units)	70.7	75.4	-0.1	0.00
MIM Austral Growth	104.1	111.0	+1.6	0.76
MIM Brit Europe Perf	90.9	97.0xd	+0.1	0.40
(Accum Units)	91.2	97.3	+0.2	0.40
MIM Brit Euro Small Co	17.2	18.3	...	1.26
MIM Brit Far East	64.2	68.5	+0.1	0.71
MIM Brit French Growth	49.7	53.0	+0.1	0.71
Accum Units	49.7	53.0	+0.1	0.71
MIM Brit Hong Kong	32.8	35.0	-0.5	1.35
MIM Brit Intl Growth	41.2	43.9	-0.2	0.48
MIM Brit Intl Recovery	118.7	126.6xd	-0.7	0.95
MIM Brit Japan Perf	80.3	85.6	+0.2	0.00
Accum Units	80.4	85.7	+0.2	0.00
MIM Brit Jap Small Cos	15.9	17.0	...	0.00
Overseas Income Funds				
MIM Brit Intl High Inc	60.2	64.2	-0.2	3.48
MIM Brit US Income	60.1	64.1xd	-0.4	4.59
(Accum Units)	66.1	70.5	-0.5	4.07
NEL Trusts				
Nelstar Gilt & FI	68.9	70.7xd	+0.2	10.09

Minster Fund Managers Ltd
Minster House, Arthur St, EC4R 9BH 01-623 1050

Minster	137.9	142.9	...	3.12
Exempt March 31	337.4	341.4	...	3.57

Murray Johnstone UT Mgmt. (a)
163 Hope Street, Glasgow G2 2UH 041-221 9252

American 20/3/87	125.2	133.6	-0.4	1.24
Equity Income	71.6	76.4xd	-0.6	3.93
European	262.7	280.4	+0.4	0.80
Far Eastern	96.6	102.0	-0.2	0.72
Smaller Cos	180.4	200.9	-1.2	1.25
Olympian	48.4	51.6	-0.1	1.25
Murray Exempt Funds*				
Amer Exempt March 25	360.1	374.5	...	3.69
Euro Exempt March 25	398.8	414.5	...	3.12
Japan Exempt March 25	454.2	476.9	...	0.73
Managed Exempt Apr 2	259.4	269.7xd	...	3.98
SE Asia Exempt Mar 17	197.9	207.7xd	...	2.75

*Unauthorised

NFU Mutual Unit Managers Ltd
35 Fountain St, Manchester M2 2AF 061-236 5685

Avon Equity	72.4	77.1	...	2.06

NM Schroder Unit Trust Mngrs
Enterprise House, Portsmouth 0705 827733

America	145.9	155.2	...	0.71
(Accum Units)	149.8	159.3	...	0.71
Australian	97.2	103.9	+2.6	0.91
(Accum Units)	106.4	113.7	+2.9	0.91
European	128.4	136.5xd	...	0.92
(Accum Units)	132.5	140.9	-0.1	0.92
Extra Income	68.3	72.6	-0.5	6.29
(Accum Units)	74.6	79.3	-0.5	6.29
Far Eastern Growth Acc	69.7	74.1	-0.4	0.00
Gilt & F.I.	56.0	59.0	...	8.15
(Accum Units)	68.8	72.4	...	8.15
Gold	62.1	66.0xd	-0.2	1.09
(Accum Units)	65.6	69.9	-0.2	1.09
Income	218.2	232.1	-1.7	4.34
(Accum Units)	496.1	527.7	-3.9	4.34
Intnl	130.4	138.7	-0.5	0.47
(Acc. Units)	180.5	192.0	-0.7	0.47
Jap. Smaller Cos	138.3	147.1	-0.4	0.00
Singapore	74.0	78.7	+0.1	0.70
(Accum Units)	76.8	81.7	+0.1	0.70
Smaller Co's	163.8	174.2	-0.5	0.92
(Accum Units)	172.6	183.6	-0.6	0.92
Special Sits.	141.8	150.8xd	-0.1	0.86
(Accum Units)	148.4	157.8	-0.2	0.86
Tokyo	248.6	264.4xd	-0.5	0.00
(Accum Units)	251.3	267.3	-0.5	0.00
UK Equity	124.0	131.9	-1.8	2.73
(Accum. Units)	194.0	206.3	-2.8	2.75
US Smaller Cos	56.0	59.5	+0.1	0.00

National Provident Inv Mgrs Ltd
48 Gracechurch St, EC3P 3HH 01-623 4200

NPI American Accum	66.5	70.8	-0.4	1.6
NPI European Accum	89.5	95.5	+0.2	0.7
NPI Far East Accum	105.7	112.5	-0.4	0.3
NPI O'seas Dist	645.7	687.0xd	-2.4	1.2
(Accum Units)	793.7	844.4	-2.4	1.2
NPI UK Dist	249.2	268.2	-1.2	2.7
(Accum Units)	406.9	432.9	-2.0	2.7
NPI Worldwide Accum	61.6	65.6	+0.3	1.2

Norwich Unit Trust Managers
PO Box 4, Norwich NR1 3NG 0603 622200

Group Tst. Fund	1438.8	1514.5xd	-4.7	3.08
Group Intnl Tst. Fd	145.0	152.6xd	-0.1	1.18
Pacific Trust Fund	125.5	132.1	-0.4	0.00
European Trust Fund	117.8	124.0	-0.1	0.54
N American Tst Fund	100.3	105.6	-0.2	1.13

Octavian Unit Trust Mgrs Ltd
84 Fenchurch St, London EC3M 4BY. 01-265 0371

Special Trust	70.8	74.9	...	1.1

Oppenheimer Fund Mngt Ltd
66 Cannon St, London EC4N 6AE Dlg. 01-236 3885

International Growth	158.4	168.5	-0.1	0.86
Income & Growth	73.9	78.7xd	-0.1	3.02
Worldwide Recovery	208.9	215.8	+0.5	1.32
American Growth	35.8	38.1xd	...	0.00
Japan Growth	59.6	63.1	-0.2	0.00
European Growth	74.6	79.4	-0.4	1.07
UK Growth	69.0	73.4	+0.2	0.21
Pacific Growth	53.1	56.4	+0.2	0.12
High Income	39.9	42.5xd	...	7.22
Practical Income Units	71.5	76.1xd	-0.1	1.75
Practical Accum. Units	131.7	140.2xd	-0.2	1.75

PK English Trust Group Plc
4, Fore Street, London, EC2 01-920 9120

PK English Tst Gth	144.8	154.2	...	2.4
PK English Tst Inc	113.8	121.4	...	4.8
Train Smith Am Gth Fd*	48.7	51.9	...	—

Dealing Day: Wed. *Dealing day: Thurs.

Pearl Trust Managers Ltd (a)(x)
252 High Holborn, WC1V 7EB 01-405 8441

Pearl Growth Fd	107.9	114.8	-0.4	2.12
Accum Units	141.8	152.1	-0.1	2.12
Pearl Inc	151.5	161.0	-1.1	3.15
Pearl Unit Tst	153.5	163.3	-1.9	2.54
(Accum Units)	258.7	285.2	-2.2	2.54
Pearl Intl Equity	148.5	158.0	-0.7	1.33
(Accum Units)	149.7	159.3	-0.4	1.33

Pembroke Administration Ltd
18-19 Sandland St, London WC1R 4PZ 0222 484848

Pembroke Accumulation	62.6	66.8	...	—

Perpetual Unit Trust Mngmt. (a)
48 Hart Street, Henley on Thames 0491 576868

International Growth	309.8	330.7	-4	0.96
Income	227.0	241.8xd	-2.1	3.70
Worldwide Recovery	166.7	178.0	-1.9	1.61
American Growth	77.0	82.3	-1	0.87
Intl. Emerging Cos	95.1	101.6	-3	0.71
Far East Growth Fd	97.1	103.7	-2	0.77
European Growth Fd	64.0	68.4	...	1.03

Prolific Unit Trust Managers Limited.
222 Bishopsgate, London EC2 01-247 7544/7

Prolific American Inc	40.3	44.2	(z)	1.74
Prolific C'vert & Gilt	115.3	122.7xd	(z)	4.85
Prolific Euro Gth&Inc	51.4	54.7	(z)	2.62
Prolific Extra Inc	114.8	122.1xd	(z)	5.02
Prolific Far East	203.9	218.1xd	(z)	—
Prolific High Inc	79.1	84.4	(z)	3.91
Prolific Intl	144.3	153.6xd	(z)	3.11
Prolific N. Amer	136.9	146.5	(z)	—
Prolific Spec. Sits	93.9	100.9	(z)	0.69
Prolific Technology	141.5	151.4	(z)	—

Providence Capital Fd. Mgrs. Ltd
30 Uxbridge Road, London W12 8PG 01-749 9111

Japan Inc	95.1	101.2xd	+0.7	0.00
Japan Acc	95.3	101.4	+0.7	0.00
Worldwide Inc	78.1	82.7xd	-0.4	1.08
Worldwide Acc	79.5	84.2	+0.4	1.08
European Tst Inc	95.6	101.2	+0.3	0.35
European Tst Acc	96.2	101.9	+0.3	0.35
North American Inc	74.3	78.6	-0.3	1.20
North American Acc	74.2	77.6	-0.1	1.20
UK Equity Inc	79.6	84.7	-0.7	1.92
UK Equity Acc	83.1	88.5	-0.4	1.92
UK High Inc Eqty Inc	58.2	61.9	-0.3	4.92
UK High Inc Eqty Acc	59.3	63.1	-0.3	4.92
Hong Kong Trust	44.4	47.3	-0.9	0.98
Swiss Equities Trust	45.9	48.6	+0.2	1.89

Provident Mutual Unit Trust Managers Ltd.
25-31 Moorgate, London, EC2R 6BA. 01-588 3963

PM Equity Growth	94.5	100.6xd	-0.2	0.71
PM Income and Growth	85.2	90.7xd	-0.1	3.50
PM N American Growth	54.5	57.9	-0.1	0.34
PM European Growth	48.6	51.7	+0.1	0.61
PM Japan Growth	61.0	64.8	+0.3	0.42
PM Overseas Growth	52.6	55.9	...	0.45

Prudential Unit Trust Mngrs Ltd (a) (b) (c)
51-59 Ilford Hill, Ilford, Essex IG1 2DL 01-478 3377

Holborn Comm Tst	67.5	71.4	+0.3	0.42
Holborn Equity Income	60.5	64.0xd	-0.7	4.02
Holborn Equity Tst	491.2	519.7xd	-9.8	2.40
Holborn European Tst	115.1	121.7	+0.7	0.68
Holborn Gilt Tst	195.1	203.2xd	...	2.34
Holborn High Inc Tst	75.6	79.9xd	-0.2	5.40
Holborn Intl Grth Tst	113.5	120.1	-0.2	0.73
Holborn Japanese Tst	116.1	122.8xd	-2.8	0.05
Holborn N. Amer Tst	91.1	96.5	+0.1	0.50
Holborn Sml Cos Tst	63.6	67.3	-0.1	1.73
Holborn Spec Sits Tst	82.1	86.8	-0.3	1.68
Holborn UK Growth Tst	99.8	103.4xd	-0.6	1.81

Quilter Management Co Ltd
31-45 Gresham Street, London EC2 01-600 4177

Quadrant Gen. Fd	547.7	579.6xd	-8.8	1.89
Quadrant Income	293.0	310.1	-8.7	3.71
Quadrant Intl. Fund	437.5	463.0	...	1.09
Quadrant Spec. Sits	350.6	371.1xd	-8.2	2.19

Reliance Unit Mgrs. Ltd
Reliance House, Tunbridge Wells, Kent 0892 22271

British Life	202.5	217.7xd	-3.9	2.55
Reliance Unit Tst (Inc)	135.4	144.7xd	-2.0	2.34
Reliance Ut Tst (Acc)	182.0	194.5	-1.8	2.34

N.M. Rothschild Fund Mgmt
St Swithin's Lane, London EC4 01-280 5456

NC America (Inc)	312.5	332.4	+1.8	0.87
NC America (Acc)	341.3	363.0	+2.0	0.87
NC Inc Fd	107.5	114.3	-0.9	3.55
NC Japan Fd	207.3	220.5	+1.4	—
NC Major UK Cos Fd	62.1	66.0	-0.6	1.99
NC Smlr Australasian	78.4	83.4	+0.3	0.89
NC Smaller Cos	181.2	192.7xd	+0.3	1.40
NC Smaller European	200.6	213.4	-0.7	0.48
NC Prop.*	155.1	169.3xd	...	—

*Unauthorised Unit Trusts

Rowan Unit Trust Mngt. (a)
33, King William St, London EC4R 9AS 01-638 5678

American April 1	249.5	253.8	...	1.19
Securities March 31	888.0	903.0	...	2.21
High Yield April 3	211.5	215.0	-2.5	5.55
Merlin April 1	290.0	307.0	...	1.09
Fixed Interest April 3	178.0	179.0	...	9.37
High Interest April 3	121.0	122.0	...	11.35
Far East March 31	264.0	287.5	...	0.05
Oakwood April 2	329.0	342.0xd	...	3.28
(Accum Units)	902.7	921.4xd	...	3.28

Royal Bank of Canada Fds.
RBC Trust Managers Limited.
1, London Wall, London EC2Y 5JX. 01-600 6222

RBC Select Gwth Acc	66.5	70.7	+0.2	0.8
RBC Select Income	62.0	66.0	-0.2	—
RBC Select Intl Acc	63.5	67.5	-0.2	—
RBC Select N. American	48.0	51.0	...	—
RBC Slect Intnl	48.6	51.0	+0.1	—

Royal Life Fd. Mgmt. Ltd
New Hall Place, Liverpool L69 3HS 051-227 4422

Equity Trust	73.6	77.8	(z)	2.42
International Trust	85.1	90.0	(z)	1.36
United States Trust	37.5	39.6	(z)	1.34
Pacific Basin	52.4	55.3	(z)	0.35
Gilt Trust	27.1	28.5	(z)	8.07

2 St Mary Axe, EC3A 8BP. 01-920 0311

Equity Grwth Accum	213.8	226.3	+1.7	1.34
Equity Grwth Dist	151.3	160.2	+1.2	1.34
High Inc Accum	133.5	139.2xd	-0.6	3.60
High Inc Dist	109.8	116.2xd	-0.5	3.60
US Grwth Accum	64.8	68.6xd	-0.3	0.96
US Grwth Dist	63.5	67.0xd	-0.3	0.96

Royal London Unit Tst Mgrs Ltd
Royal Ldn Hse, Colchester CO1 1RA 0206 576115

American Growth	89.6	95.4	...	0.74
Gilt Income	59.0	62.2xd	...	9.71
High Income	98.2	104.5xd	...	3.92
Income & Growth	122.5	130.4	...	3.40
Intl. Income	58.7	63.6xd	...	4.70
Japan Growth	113.3	120.6	...	0.00
Special Sits	149.9	159.5xd	...	0.89
UK Growth	55.8	59.4	...	1.66

Royal Trust Fund Management Ltd
3, Finsbury Sq, EC2A 1RT 01-638 2433
Unit Dealing 01-638 2931

Capital Fund Mar 31	302.7	322.4	...	1.17
Capital Growth (z)	75.0	80.2	+0.7	1.24
(Accum Units)	75.0	80.2	+0.7	1.24
Equity Income Fund (z)	99.4	105.7	+0.4	3.54
(Accum Units)	102.4	108.4	+0.4	3.54
Finance & Property (z)	93.5	100.0	+0.1	2.36
High Yield (z)	90.0	96.2xd	+0.5	5.90
(Accum Units)	245.9	262.9	+1.5	5.90
Income Fund Mar 31	232.1	244.9	+1.5	4.42
International (z)	98.1	103.2	+2.0	1.00
(Accum Units) (z)	95.6	102.2	+1.1	1.00
Inst. Exempt* Mar 31	332.2	353.8	...	2.58
Northgate	244.2	259.1	...	2.36
Preference (z)	31.4	33.5xd	...	9.80
(Accum Units)	70.3	74.9	...	9.80
Fixed & Convert. Fund	53.4	56.2	-0.1	6.07
(Accum Units)	93.3	97.1	-0.1	6.07
Pacific Basin Fd (z)	150.4	171.5xd	+1.7	0.30
(Accum Units)	81.3	87.0xd	+0.8	0.30
Small Companies Fd (z)	86.4	90.4	+0.5	0.90
(Accum Units)	95.9	100.4	+0.2	0.90
Prestige Portfolio				
Europe (z)	125.1	129.6	+1.3	—
Hong Kong (z)	61.1	62.9	+0.5	0.10
Japan (z)	112.3	116.5	+1.7	—
UK (z)	97.8	101.3	+1.3	1.14
US (z)	77.0	79.9	+1.5	0.99
Canada (z)	54.3	56.3	+0.4	0.20
Commodities (z)	52.2	54.0	+0.1	0.10
Gold (z)	62.9	64.4	+0.1	0.10
Singapore & Malaya (z)	48.6	50.3	+0.2	0.10

*Unauthorised

SMI Unit Trust Management Ltd
Enterprise House, Portsmouth 0705 827733

O'seas Smaller Co's	51.2	54.4xd	-0.2	0.40
Pens & Charity	739.2	786.3	...	5.03
Recovery	1000.5	1064.3	...	2.46
UK Small Comps Ex Fd	97.2	103.4xd	-0.1	1.76

SKG Management Limited
20 Copthall Ave, London EC2R 7JS 01-600 7595

Inc & Gwth Tr Shares	201.9	214.8	...	4.92
Do. Accum	213.1	226.7	...	4.92

Save & Prosper Group
28 Western Rd, Romford RM1 3LB
Capital Hse, 2 Festival Sq, Edinburgh EH3 9SX (Romford) 0708 66966 or (Edin.) 031-228 7300

Amer Inc & Gwth Fd (z)	67.3	71.5	-0.2	4.80
Capital	119.2	126.8	+0.1	1.13
Commodity	79.6	84.6xd	-0.4	0.22
Energy Inds	58.2	61.9	-0.4	2.62
European (z)	123.5	131.5	+0.7	1.03
Euro Inc & Gwth (z)	36.3	38.8	+0.3	4.59
Exempt Income	101.3	105.9	-0.5	4.75
Exempt Intl	71.2	74.6	+0.1	1.51
Exploration Fund (z)	89.5	95.2	-0.1	0.00
Financial Secs	111.4	118.5	-1.0	2.20
Gilt & Fxd Int Inc	52.2	54.7xd	...	11.00
High Return	229.7	244.3	-1.4	5.51
High-Yield	200.8	213.4xd	-1.0	3.95
Income	113.3	120.5	-0.4	4.74
Intl Bond Fd (z)	125.3	132.5xd	-0.3	9.00
ITU	107.3	114.1	-0.4	2.26
Japan (z)	110.9	117.9	-0.7	0.00
Japan Smaller (z)	123.7	131.5	+0.1	0.00
Masterfund	34.5	36.7	-0.1	2.59
New Technology (z)	105.9	112.6	...	—
Scotbits	153.2	162.9	-1.6	2.59
Scotshares	186.8	198.7	-1.3	2.46
Scotyields	188.2	200.2xd	-0.8	5.75
Select International	95.6	99.5	-0.4	1.64
Smaller Cos Inc Fd	205.5	218.6xd	-0.5	3.48
SE Asia (z)	142.2	151.2	-1.3	1.13
Special Situation Fd	127.2	135.3	+0.7	1.19
UK Equity	189.2	201.0	-0.8	2.52
U.S. (z)	78.6	83.6xd	+0.1	1.25
Univ Growth	105.4	110.0	-0.5	1.42

Scimitar Asset Management Ltd
8 Crosby Sq, London, EC3A 6AQ 01-588 6999/4/5

Scimitar Global Gth Ac	33.1	35.3	-0.1	0.50
Do. Income	33.1	35.3	-0.1	0.50
Scimitar European Acc	29.0	30.9	+0.5	0.16
Do. Income	28.9	30.8	+0.5	0.16
Scimitar UK Eq Inc Acc	33.9	35.7	-0.1	4.41
Do. Income	32.9	34.7xd	-0.1	4.41
Scimitar Cap Gwth Tst Acc	25.1	26.9	+0.2	1.00
Scimitar Pac Basin Acc	27.5	29.3	+0.2	—
Scimitar Mixed Exempt	148.8	155.3	-2.1	1.07

*Unauthorised

Scottish Equitable Fund Mgrs. Ltd
28 St Andrews Sq, Edinburgh 031-556 9101

Intnl Income Units	159.9	171.7	...	2.59
Intnl Accum Units	249.4	259.9	...	2.59
UK General	39.8	42.6	-0.3	2.92
American	35.7	38.0	...	0.62
European	42.8	45.8	+0.2	1.26
Japan	55.5	59.4	...	0.05
Technology	38.8	41.6xd	+0.6	1.29

Scottish Life Investments
19 St Andrew Sq, Edinburgh 031-225 2211

UK Equity	278.0	298.6	-1.3	1.47
American	165.9	177.5	-0.5	1.16
Pacific	225.4	239.0	-0.9	0.06
European	268.8	287.5	+0.5	0.50

Scottish Mutual Investment Managers Ltd
109 St Vincent St, Glasgow G2 5HN 041-248 6200

European	213.4	227.1	-0.4	1.04
Gilts & Fixed Int	121.8	129.6	...	7.82
International Growth	124.8	132.8	-0.7	1.02
North American	132.0	141.2	-1.1	1.07
Pacific	209.5	222.9	-1.1	0.09
UK Equity	212.1	225.7	-1.1	2.51
UK Smllr Cos. Equity	196.4	209.0	+0.7	1.79

Scottish Provident Inv. Mgt. Ltd
6 St Andrew Sq, Edinburgh 2 031-556 9181

Equity Acc	211.9	226.7	...	2.18
International Acc	216.1	230.1	...	1.43
Gilt & Fxd Int Acc	132.2	151.4	+0.1	8.28
Index-Lnkd Secs Acc	115.9	123.9	+1.1	2.05

Scottish Unit Managers
48 Melville Street, Edinburgh EH3 7HF 031-226 4972

Pacific Fund (z)	79.1	84.0	-0.3	0.00
World Growth	43.2	45.9	-0.3	0.89
North American (z)	36.3	38.6	-0.2	0.04
Income Fund	56.1	59.1	-0.3	5.91
European (z)	36.6	39.0	+0.3	0.70
Nth American Inc (z)	28.6	30.4xd	-0.2	2.94
UK Growth	94.7	99.0xd	-0.2	1.62
Extra Income	45.3	48.0xd	-0.2	4.11

Scottish Widows' Fund Management
PO Box 902, Edinburgh EH16 5BU 031-668 3734

Peg Eq Acc	329.7	350.9	(z)	2.90
Peg Eq Inc	280.0	298.0	(z)	2.90
Peg High Inc Acc	149.5	159.1	(z)	5.06
Peg High Inc	142.7	151.9	(z)	5.06
Peg Europe Acc	154.1	164.0	(z)	1.25
Peg Europe Inc	153.0	162.8	(z)	1.25
Peg N Amer	111.8	119.0	(z)	1.28
Peg N. Amer Inc	111.0	118.2	(z)	1.28
Peg Pacific Acc	211.8	225.4	(z)	—
Peg Global Acc	140.3	149.3	(z)	1.47
Peg Global Inc	139.0	147.9	(z)	1.47

Sentinel Funds Mngmt Ltd
30 City Road, London EC1Y 2AY 01-638 6011
Dealing: 01-628 6626

American Mngm	87.0	92.0	-0.2	0.31
Amer Tech & Gen Fd	125.4	133.6	-0.9	0.0
European Growth	42.6	45.4	-0.3	0.32
European Income	56.7	60.4	...	2.5
Exempt	772.8	808.6	-0.7	0.00
Intnl Growth Fd	51.4	54.8	-0.3	0.00
International Income	79.9	84.1	-0.5	5.6
Jap Tech & Genl	120.6	128.4	+0.2	0.00
Pacific Fund	233.8	249.0	-0.7	0.00
Secure Income Fd	215.2	223.8	-0.7	4.15
Small Co's Fd	53.3	60.0	-1.1	—
Special Sits	301.2	315.5	-0.9	1.81
UK General Fund	45.5	48.4	...	1.81

Smith & Williamson Unit Trust Mngrs
1 Riding House St, London W1A 3AS. 01-637 5377

S & W American	169.8	179.7	...	0.28
S & W Smaller Secs	213.0	225.4	...	0.01

Standard Life Trust Mgmt. Ltd
3 George St, Edinburgh EH2 2XZ 0800 393777

Managed Trust Acc	28.8	30.6	+0.1	1.67
UK Equity Gth Tst Acc	31.3	33.3	-0.1	2.63
UK Equity High Inc Inc	30.3	32.0xd	-0.1	3.99
UK Equity Gen Tst Acc	33.7	35.9	-0.2	2.48
UK Equity Gen Tst Inc	29.8	31.7xd	-0.1	2.48
Gilt & Fxd Int Tst Inc	26.0	27.4	-0.1	7.11
Nrth Amer Tst Acc	29.5	31.4	+0.4	1.09
Far East Trust Acc	38.4	40.8	+0.1	0.00
European Trust Acc	28.9	30.8	+0.2	1.00

Stewart Ivory Unit Trust Mgrs Ltd (a)
45 Charlotte Sq, Edinburgh 031-226 3271

American Fund	236.4	251.8	...	0.93
(Accum. Units)	267.1	284.5	...	0.91
(Withdrawal Units)	162.4	173.0	...	0.91
American Exempt Apr 1	355.0	368.3	...	1.76
Australian Fund	172.5	183.7	...	0.62
(Accum. Units)	175.4	186.8	...	0.62
British Fund	785.1	836.2	...	3.85
(Accum. Units)	1086.5	1157.3	...	3.86
European Fund	338.2	360.2	...	0.37
(Accum. Units)	356.8	380.0	...	0.37
Japan Fund	69.5	74.0	...	0.20
(Accum. Units)	69.8	74.4	...	0.20
Smaller PPP (March 16)	206.9	217.8	...	—

Sun Alliance Fund Management Ltd
Sun Alliance House, Horsham 0403 56293

Equity Tst	472.6	500.1	-6.6	2.56
North America	64.1	68.1	-0.5	0.99
Far East	103.2	109.7	-2.3	0.00
Worldwide Bond	50.3	53.5xd	-0.1	6.60
European	57.1	60.7	+0.2	1.92
Equity Income	62.5	66.3	-0.6	4.08

Sun Life of Canada Unit Mgrs Ltd
2,3 & 4 Cockspur St, SW1Y 5BH 01-930 2602

UK Income Fund	30.1	32.0	-1.0	3.47
UK Growth Fund	28.8	30.6	-1.0	1.66
Worldwide Growth Fd	23.5	25.0	...	—

Sun Life Trust Mgmt. Ltd
101, Cannon St, London EC4N 5AD 01-606 6010

Master Portfolio	31.3	33.9xd	...	0.0
American Growth Acc	37.3	39.7	...	1.0
American Income Acc	34.2	36.4	-0.4	5.0
American Income Inc	33.0	35.2	-0.3	5.0
European Growth Acc	37.7	41.6	...	0.0
European Income Acc	28.2	30.0	...	3.25
European Income Inc	27.7	29.5	...	3.25
Far East Growth Acc	70.8	75.4	...	0.4
Int. Growth Acc	44.1	47.0	-0.3	1.5
Japan Growth Acc	82.7	88.0	...	0.0
UK Growth Acc	44.4	47.3	-0.6	2.7
UK Income Acc	42.9	45.7	-0.2	5.5
UK Income Inc	40.1	42.7	-0.2	5.5
Managed Growth Acc	62.5	66.5	-0.3	2.0
Managed High Yield Inc	62.8	66.9	-0.1	5.5
Managed Income Inc	47.0	50.1	...	4.5

Swiss Life Pen. Tst. Man. Co Ltd (a)(c)
99-101 London Rd, Sevenoaks 0732 450161

Equity Dist.*	329.2	348.3	...	3.15
Equity Acc.*	407.3	430.9	...	3.15
Fixed Int. Dist.†	125.5	130.8	...	9.62
Fixed Int. Acc.†	198.3	206.4	...	9.62

*Prices on April 1. Next dealing April 8.
†Prices on April 1. Next dealing May 6.

TSB Unit Trusts (b) (c) (y)
Charlton Place, Andover, Hampshire SP10 1RE
Tel. 0264 56789 Dealings to 0264 63432-3-4

TSB American	129.3	137.5	-0.7	0.75
Do. Accum	132.9	141.3	-0.7	0.75
TSB Brit Growth	56.3	61.2xd	-0.2	2.59
Do. Accum	58.4	62.1	-0.2	2.59
TSB European	58.1	61.8	+0.1	0.93
Do. Accum	58.7	62.4	...	0.93
TSB Extra Income	143.7	152.8xd	-0.8	4.41
Do. Accum	174.9	186.0	-1.0	4.41
TSB General	187.3	199.2	-1.6	2.60
Do. Accum	311.7	331.5	-2.7	2.60
TSB Gilt & Fxd Int	50.0	52.0	+0.1	8.52
Do. Accum	68.4	[illegible]	...	8.55
TSB Income	265.8	282.7	-1.3	3.80
Do. Accum	421.6	448.5	-2.1	3.80
TSB Pacific	206.7	219.8	-1.1	0.04
Do. Accum	213.3	226.9	-1.1	0.04
TSB International	36.9	39.0xd	-0.5	0.88
Do. Accum	451.2	479.9	-0.8	0.88
TSB Natural Resources	69.6	74.0xd	+0.8	1.51
Do. Accum	72.6	77.2	+0.8	1.51
TSB Sml. Cos	84.1	89.5xd	+0.4	1.62
Do. Accum	89.7	95.4	+0.4	1.62

3i Unit Trust Managers Ltd
31 Homer Rd, Solihull, B91 3QA 01-928 3356

Small Co's Fund	70.1	74.6	-0.7	0.0

Target Trust Mngrs. Ltd (a)(g)
Target Hse, Gatehouse Rd, Aylesbury Bks 0296 394000

American Eagle	74.3	78.6	-0.8	1.05
Australia	28.6	30.4	+0.9	0.20
Commodity	108.3	114.8	-1.0	0.78
Convertible Fund	136.7	145.6	-1.2	6.01
Equity	159.7	169.7	-0.7	2.89
European Spec. Sits	121.8	129.2	-0.4	0.86
Financial	51.3	54.0	-0.2	2.85
Gold Income	113.0	120.2	+0.6	0.41
Gilt Acc	207.2	220.4	+1.1	0.85
Income	291.2	307.0xd	-0.4	3.74
Japan	118.8	125.8	-1.0	0.00
Pacific Income	125.3	133.3	-0.1	0.80
Pacific Re Inv	154.0	163.6	-0.1	0.60
Preference Share	28.0	29.9	...	9.86
Special Sits	119.2	126.6	-0.7	0.49
Technology	35.4	37.6	+0.3	0.16
UK Capital	94.4	99.8	+0.4	1.23
World Income Fund	67.6	71.9	-0.4	3.94
Worldwide Capital	169.1	179.6	-1.6	1.00
Equity Exempt Feb 31	119.2	127.0	...	1.44
Equity Ex Acc Feb 31	225.6	240.9	...	1.44

Templeton Investment Management
20 Copthall Avenue, EC2R 7PA. 01-588 6064

Intl. Exempt Trust	102.2	106.5xd	...	—

*Unauthorised

Thornton Unit Managers Ltd
16 Finsbury Circus, London, EC2M 7DJ 01-374 4595
Dealing: 256 7293

European Opps. Tst	48.6	51.7	-0.1	0.98
Far East & Gen Tst	73.6	78.2xd	-0.1	0.62
(Accum Units)	73.8	78.4	-0.1	0.62
Golden Opportunities	55.3	58.8	...	0.85
Japan & Gen Tst	53.7	57.1	+0.5	0.87
Nth American & Gen Tst	53.0	56.3	...	0.89
(Accum Units)	53.3	56.7	...	0.89
Oriental Income Fund	26.5	28.1xd	+0.1	2.70
Pacific Technology Tst	59.9	63.7xd	+0.4	—
(Accum Units)	59.9	63.7	+0.4	—
Tiger Tst	81.8	87.0	-0.2	0.57
UK & Gen Tst	50.0	53.1	-0.3	1.90
(Accum Units)	51.0	54.3	-0.2	1.90

Touche, Remnant Unit Trust Mngt Ltd
Mermaid Hse, 2 Puddle Dock, EC4 01-248 1250

TR American Growth	45.8	48.7xd	+0.1	0.51
TR Euro Spec Sits Acc	24.7	26.3	-0.1	0.47
TR Euro Spec Sits Inc	24.6	26.2	...	0.47
TR General Growth	65.3	69.8	-0.4	1.50
TR Global Tech	58.8	62.6	...	0.10
TR Income Growth	75.7	80.5	-0.5	4.29
TR Income Monthly	94.2	99.8	-0.3	5.74
TR Japan Growth	59.8	63.6	...	0.12
TR Overseas Growth	56.8	60.4	+0.2	0.66
TR Smaller Cos	85.2	90.6xd	...	1.95
TR Special Ops	104.0	110.6	-0.1	1.72
TR Mgd Eqty Plan Acc	28.4	30.3	-0.3	2.41
TR Mgd Eqty Plan Inc	28.7	30.4	...	2.39

Trades Union Unit Trust Managers
100 Wood Street, London EC2 01-606 4355

TUUT April 1	208.4	219.4xd	...	2.98

Transatlantic and Gen. Secs. (c) (y)
101-105 Victoria Rd., Chelmsford. 0245-266266

Fielding Fd April 2	289.6	307.0	...	3.06
(Accum. Units)	338.8	359.7	...	2.99
Fielding Inc. April 2	213.3	227.1	...	3.90
Fldg. Am&Gen. Apr 2	234.2	242.4	...	1.13
(Accum. Units)	238.3	248.3	...	1.13

Triton Fd Mngrs. Ltd.
Royal Lon. Hse. Colchester CO1 1RA 0206 44155

Triton General	157.2	167.3	...	1.53

For Tyndall Mngrs see Aetna Unit Trusts

UK Provident Unit Trust Managers Ltd
UK House, Castle St, Salisbury SP1 3SH 0722 336242

UK Equity	146.2	155.0	...	1.905

Unit Trust Account & Mgmt. Ltd
20, Copthall Avenue, London. EC2R 7PA. 01-588 6064.
Advisors: Henderson Crosthwaite Ltd.

Friars Hse. Cap. Fd	188.9	201.0	...	1.76
Friars Hse Inc Fd	144.3	151.9	...	4.27

Vanguard Trust Managers Ltd
65 Holborn Viaduct, London EC1A 2EU 01-236 3053
Dealing Line: 01-236 2468

Abingdon Rdln Assets	152.3	162.1xd	...	1.51
(Accum Units)	159.9	168.8	...	1.61
Far East & Gen	56.1	59.6	-0.4	0.00
(Accum Units)	56.1	59.6	-0.4	0.00
Master Portfolio	70.798	72.614	-0.290	2.24
(Accum Units)	71.641	73.478	-0.241	2.24
American & Gen	66.2	70.4xd	-0.5	1.20
(Accum Units)	66.8	71.0	-0.3	1.20
Growth	223.6	237.8xd	-0.8	1.64
(Accum Units)	342.2	363.6	-1.1	1.64
High Yield	255.0	271.2	-1.2	3.98
(Accum Units)	264.8	281.7	-1.3	3.98
Special Sits	52.7	56.1	...	1.69
(Accum Units)	52.7	56.0	...	1.69
Trustee	162.1	172.4	-0.5	3.06
(Accum Units)	253.7	269.8	-0.9	3.06
European Fund Inc	47.3	50.3	+0.2	0.88
(Accum Units)	47.3	50.5	+0.2	0.88

Wardley Unit Trust Managers Ltd (a)
Wardley House, 7 Devonshire Sq, EC2 01-929 1532/1534 (dealers)

American Tst	72.5	77.6	+0.1	1.6
Intl. Growth Tst	91.0	96.3	-0.1	0.4
Income Tst	108.9	115.5xd	-0.1	4.1
Japan Growth Tst	159.4	170.5	-0.4	0.0
Pacific Perf. Tst	191.7	199.6	-0.4	0.3
Small Cos. Tst	139.9	148.3xd	-0.1	1.9
Tokyo Tst	64.2	67.3	+0.1	0.1
Australian Trust	59.1	63.2	+1.3	1.3
UK Trust	167.2	177.0	-1.3	2.2
European Growth Tst	58.4	61.9	+0.5	0.1
Hong Kong Tst	31.6	33.5xd	-0.4	1.6

Waverley Asset Management Ltd (a) (c) (g)
13 Charlotte Sq, Edinburgh 031-225 1551

Australasian Gold	47.0	50.0	...	0.15
Pacific Basin	26.4	27.0	...	1.70
Canadian Balnced Grwth	56.0	59.6	...	0.00
Glenle Mar	103.5	107.9	...	5.00

Wellington Fund Mngrs Ltd
145, Borough High St., London SE1 1NV 01-628 6011

Wellington Inc	93.4	99.4xd	...	3.96
Wellington Growth	187.1	199.1xd	...	1.40

WestAvon Unit Trust Managers Ltd(a)(c)
9 Portland Square, Bristol BS2 8SS 0272 428431

British Smllr Co's	84.4	89.7	(z)	1.1
British Growth	93.3	99.2xd	(z)	1.5
British Income	81.4	86.5	(z)	4.0
British Extra Yield	56.9	60.5	(z)	6.9

Whittingdale Unit Trust Managers
2 Honey Lane, London EC2V 8BT 01-606 9085/6

Challenger Fund	48.1	51.3	-0.1	2.00
Short Dtd Gilt Fd	72.2	73.3	...	—
U.S. Govmt Bond Fd	0.5022	0.524	-0.001	—

Windsor Trust Mngrs Ltd
83 Kingsway, London, WC2B 6SD 01-405 8331

Central & Equity Tst	62.9	67.0	...	5.83
Growth Trust	73.8	78.6xd	...	1.54
Income Trust	71.8	76.4	-0.3	3.77

Wright Seligman Fund Managers Ltd
11 Blomfield St, London EC2M 7AY 01-588 0592

Growth Fund	84.5	87.5	...	2.40

Weekly dealing day Tuesday

The Yorkshire General Trust
Woodsome Pk, Fenay Bdge, Huddersfield 0484 602250

Y.G.T.	167.3	178.0	-0.5	2.36

INSURANCES

AA Friendly Society
(Investment Mngt M & G Inv Mngt Ltd)
PO Box 93 Cardiff CF1 4NW 0222 38542

AA Friendly Sy Jan 13	—	126.3	...	—

Abbey Life Assurance Co Ltd
80 Holdenhurst Road, Bournemouth 0202 292373

Prop. Ser. 1	207.3	218.3	...	—
Equity Ser. 1	124.9	131.5	+0.3	—
Prop. Acc. Ser 2	289.3	304.6	...	—
Equity Ser 2	135.6	142.8	+0.3	—
Selective Acc	271.1	285.4	+0.3	—
Prop. Ser. 4	227.5	239.5	...	—
Equity Ser. 4	134.4	141.5	+0.2	—
Fixed Int. Ser. 4	188.0	198.0	...	—
Indexed Inv. Ser. 4	120.8	127.3	+0.1	—
American Ser. 4	278.9	293.6	-1.1	—
High Inc. Ser. 4	345.2	363.4	-1.2	—
Japan Ser 4	252.7	266.1	-0.6	—
Man. Ser 4	385.8	406.2	-0.2	—
Money Ser. 4	202.8	213.5	...	—
European Ser 4	120.2	126.6	+0.8	—
Pension Funds				
Property	375.4	395.2	...	—
Equity	947.1	997.0	-2.8	—
Selective	288.6	303.8	+0.3	—
Managed	703.0	742.3	-0.9	—
Security	356.9	375.7	+0.4	—
Fixed Int.	204.5	215.3	-0.1	—
European	192.2	202.4	+1.1	—
American	239.4	252.0	-1.2	—
Japan	275.2	289.7	+2.3	—

Aetna Life Insurance Co Ltd
401 St John St, London EC1V 4QE 01-833 2303

Life Funds (Accumulator Units)				
Squirrel	11.09	11.62	...	—
Bear	12.21	12.86	-0.08	—
Owl	14.54	15.31	-0.08	—
Bull	13.70	14.43	-0.01	—
Stag	13.64	14.36	+0.2	—
Gilt-Edged		11.71		
Deposit		10.06		
North American	9.96	10.49	+0.09	—
European	9.36	9.85	+0.10	—
Property	10.35	10.90	-0.05	—
Index Linked	10.03	10.56	+0.05	—
Far Eastern	10.18	10.72	+0.06	—
UK Equity	11.32	11.92	-0.06	—
Fixed Interest	9.96	10.49	+0.01	—
Pension Funds (Accumulator Units)				
Squirrel	12.02	12.66	...	—
Bear	13.87	14.60	-0.09	—
Owl	13.13	14.08	-0.11	—
Bull	15.84	16.68	-0.12	—
Stag	15.89	16.73	+0.09	—
Gilt-Edged		12.08		
Deposit		10.43		
North American	10.13	10.67	+0.07	—
European	9.35	9.85	+0.10	—
Property	10.64	11.20	-0.06	—
Index Linked	10.22	10.76	+0.09	—
Far Eastern	10.46	11.02	+0.14	—
UK Equity	11.98	12.61	-0.09	—
Fixed Interest	10.13	10.67	+0.01	—
Exempt Approved				
Mixed Managed	166.58	169.98	-0.44	—
Gilt-Edged		12.08		
3-Way	358.7	398.7	-4.7	—
Do. Pens	343.9	363.9	...	—
Equity	586.2	616.2	-8.1	—
Guard	371.6	391.6	-5.7	—
Property	209.1	220.1	-1.1	—
Overseas Inv	236.2	248.2	+1.1	—
Max. Pens. 3-W		362.7		
Equity Pens		1068.5		
UK Equity	257.4	271.0	+1.6	—
Nth. American Eq	178.8	188.3	+0.9	—
Far East Eq	305.4	321.5	+3.1	—
Fixed	176.2	185.5	-0.2	—
Cash Deposit	127.8	134.6	...	—
Property	113.4	119.4	-0.2	—
Special Opp	337.9	354.7	+1.1	—
Managed	224.5	236.4	-1.1	—
Index Linked Fund	121.5	127.9	-0.7	—
Star Mngd 2	228.7	240.8	+1.3	—
Star Mngd 3	237.2	249.7	+1.7	—
Star Mngd 4	188.8	198.8	+1.1	—
Star Mngd 5	214.6	225.9	+1.0	—
Pen Managed (Acc)	253.6	267.0	+1.2	—
Brunel Fund	139.5	146.9	+0.6	—
Brunel Pen Fund	157.7	166.0	-0.6	—
Cornhill Global Tst	124.6	131.2	-0.4	—

Albany Life Assurance Co Ltd
3 Darkes Lane, Potters Bar EN6 1AJ 0707 42311

Equity Fd. Acc.(z)	796.2	838.0	-4.2	—
European Fd Acc(z)	213.5	224.6	+2.3	—
Fixed Int. Acc.(z)	207.5	218.4	-2.1	317.48
Gilt Money Fd. Acc.(z)	207.7	218.8	...	—
Intl. Man. Fd. Acc.(z)	349.0	367.3	+1.9	—
Intl Fxd Int Fd Acc(z)	194.5	204.7	+0.7	—
Japan Fund(z)	292.9	308.2	+8.1	—
Nth American Fd Acc(z)	173.8	182.9	+1.1	—
Prop. Fd Acc.(z)	214.9	226.5	...	—
Multiple Inv. Acc.(z)	568.4	598.3	+2.1	—
Pension Funds				
Eq Pen Fd Acc(z)	1571.9	1654.6	-3.6	—
Euro Fd Acc(z)	289.2	304.4	+2.6	—
Fixed Inc. Acc.(z)	594.9	626.2	-6.1	—
Gt Money Pn Acc(z)	346.2	364.4	+0.1	—
Intl Man Fd(z)	537.4	565.6	+4.5	—
Jap Pen Fd Acc(z)	454.2	478.0	+18.8	—
N Am Pn Fd Acc(z)	205.3	216.1	+2.1	—
Property(z)	357.1	380.1	...	—
Mltple Inv Pens Acc(z)	1137.3	1197.1	+8.3	—
Berkeley Funds				
YRA Strategy	114.5	120.4	+1.6	—

Allied Dunbar Assurance Plc
Allied Dunbar Ctr, Swindon SN1 1EL 0793 28291

Fixed Int. Dep. Acc.	229.2	241.3	...	—
Equity Acc	732.2	771.8	...	—
Property Acc	238.9	251.6	...	—
Far East Acc	170.9	179.9	...	—
European Acc	23.3	24.5	...	—
Managed Acc	563.5	593.2	...	—
Managed Cap	338.7	356.6	...	—
O'seas Earnings Acc	489.7	509.2	...	—
Gilt Edged Acc	286.6	301.7	...	—
American Equity Acc	388.6	409.1	...	—
American Man Acc	182.0	191.6	...	—
American Prop Acc	122.2	128.7	...	—
Pen.F.I. Dep.Cap	252.6	265.9	...	—
Pen.F.I. Dep.Acc	400.6	421.7	...	—
Pen. Prop. Cap	406.2	427.6	...	—
Pen. Prop. Acc	711.8	749.3	...	—
Pen. Man. Cap	745.4	784.7	...	—
Pen. Man. Acc	1304.9	1373.6	...	—
Pen.GiltEdg.Cap	290.2	305.5	...	—
Pen. Gilt Edg. Acc	415.6	437.5	...	—
Pen. Eq. Cap	1272.6	1339.6	...	—
Pen. Eq. Acc	1688.1	1777.0	...	—
Pen. Am. Eq Cap	151.2	159.2	...	—
Pen. Am. Eq Acc	169.1	178.0	...	—
Pen. Far East Cap	206.0	216.9	...	—
Pen. Far East Acc	230.4	242.6	...	—
Pen. Euro Cap	23.7	25.0	...	—
Pen. Euro. Acc	23.8	25.1	...	—
Pen. B.S. Acc	419.1	440.1	...	—
Pen. B.S. Cap	271.6	285.2	...	—
Pen. D.A.F. Acc	297.3	297.3	...	—
D.A.F. Cap	216.2	216.2	...	—
Pen. Mortgage Cap	121.0	127.4	...	—
Pen. Mortgage Acc	135.4	142.6	...	—

Ambassador Life Ass. Co Ltd
80 Holdenhurst Rd, Bournemouth 0202 292345

Equity Fund Acc	134.7	141.8	+0.3	—
Equity Fixed Cap	116.6	122.8	...	—

American Life Insurance Co UK
2-8 Altyre Road, Croydon CR9 2LG 01-680 7181

Alpha Range—Life				
Managed Acc	106.7	112.3	+0.9	—
American Acc	105.4	110.9	+1.5	—
Deposit Acc	101.5	106.8	...	—
European Acc	106.5	112.1	+0.9	—
Far Eastern Acc	121.5	127.9	+0.4	—
Fixed Interest Acc	91.1	95.9	-0.2	—
International Acc	112.3	118.2	+0.7	—
Property Acc	149.3	157.2	+1.2	—
UK Equity Acc	112.8	118.7	+0.9	—
Alpha Range—Pensions				
Managed Acc	112.8	117.9	+0.7	—
Premier Range				
Managed Acc—Life	184.0	193.7	+0.5	—
Managed Acc—Pensions	134.6	141.7	+0.7	—

Other unit prices available from American Life

Avon Insurance Plc
Tiddington Rd, Stratford-upon-Avon, CV37 0789 204211

Bonus Exempt	—	59.0	...	—

Baltic Assurance Funds
20, Chiswell St, London, EC1Y 4TY 01-374 6801

Managed Growth	303.32	319.29	...	—
Managed Income	139.67	147.02	...	—

Barclays Life Assur. Co Ltd
252 Romford Road, London E7 01-534 5544

Barclaybond	404.0	425.3	(z)	—
Managed Accum.	342.2	360.3	(z)	—
Equity Accum	523.5	551.1	(z)	—
Property Accum	208.9	219.9	(z)	—
International Accum	292.5	307.9	(z)	—
Gilt-edged Accum	222.6	234.3	(z)	—
Money Accum	179.7	189.2	(z)	—
American Accum	190.5	200.6	(z)	—
Australia Accum	206.7	217.6	(z)	—
Financial Accum	234.3	246.7	(z)	—
"500" Accum	270.0	284.3	(z)	—
European Grwth Accum	142.5	150.0	(z)	—
Income Accum	293.2	308.7	(z)	—
Japan & Gen Accum	382.3	402.5	(z)	—
Leisure Accum	179.7	189.2	(z)	—
Spec Sits Fd Accum	150.2	158.2	(z)	—
Universal Tec Accum	114.8	120.9	(z)	—
Managed Pns Accum	468.6	493.3	(z)	—
Equity Pns Accum	181.0	190.6	(z)	—
Intnl Pns Accum	162.2	170.8	(z)	—
Gilt-edged Pns Accum	320.6	337.5	(z)	—
Money Pns Accum	264.8	278.8	(z)	—
Property Pns Accum	109.4	115.2	(z)	—

For prices of Initial Units phone 01 534 5544.

Black Horse Life Ass. Co Ltd
Mountbatten Hse, Chatham, Kent. 0634 405161

Black Horse Man Fd		443.25	...	—
Income Fd	419.65	441.72	...	—
Extra Income Fd	395.17	415.97	...	—
Worldwide Growth Fd	367.30	386.64	...	—
Balanced Fd	374.72	394.45	...	—
Smlr Co's & Recvy Fd	489.56	515.33	...	—
Int. Technology Fd	354.85	373.53	...	—
Nth. Amer. & Gen Fd	243.21	256.02	...	—
Energy Int. Fd	126.11	132.75	...	—
Pacific Basin Fund	282.31	297.17	...	—
German Growth Fd	133.25	140.27	...	—
Japan Growth Fund	163.52	172.13	...	—
Equity UK Grwth Fd	128.08	134.82	...	—
Equity Ctl Eur G/B Fd	103.97	109.45	...	—
Property Fd	186.50	196.32	...	—
Fixed Interest Fd	201.50	212.40	...	—
Cash Fd	121.48	127.88	...	—
Managed Inc. Fd	216.69	228.10	...	—

British National Life Assurance Co Ltd
Perrymount Road, Haywards Heath 0444 414111

Managed Fd	226.0	237.9	-1.4	—
Property Fd	202.0	212.7	+0.4	—
Equity Fd	285.1	300.1	-5.2	—
New Tech Fd	175.6	184.9	-1.4	—
American Fund	118.1	125.3	-3.6	—
Intl Fd	282.8	297.7	+0.1	—
Fixed Int. Fd	150.4	158.3	-2.7	—
Deposit Fd	125.4	132.0	+0.1	—
Managed Series 2	225.4	237.3	-1.4	—
Intnl Series 2	282.2	297.1	...	—
Equity Series 2	284.6	299.5	-5.2	—
Managed Pens. Acc	298.4	314.1	-1.9	—
Managed Pens Cap	228.4	240.4	-1.8	—
Property Pens. Acc	257.6	271.2	+0.8	—
Equity Pens. Acc	374.3	394.0	-9.6	—
New Tech Pens. Acc	213.6	224.2	-2.5	—
Intl. Pens. Acc	392.8	413.5	+0.2	—
Fixed Int. Pens. Acc	173.3	182.4	-1.9	—
Savory Milln SMF Life	149.4	157.3	-2.4	—
Carbeid SMF Life	149.6	157.4	-1.0	—
Orient Fund	102.2	107.6	+3.6	—
European Fund	97.2	102.3	+0.9	—
Anglian Fund	95.6	100.6	...	—

CCL Assurance Ltd
74 Shepherds Bush Green, W12 8SD 01-740 7070

Life Funds				
UK Equity	168.4	177.6	...	—
American Equity	151.1	158.3	...	—
Far East Equity	168.7	177.9	...	—
Managed Fund Acc	409.0	431.0	...	—
International Equity	178.9	188.7	...	—
Gilt Edged	211.3	222.9	...	—
Money Fund	147.2	155.2	...	—
CCL Henderson	173.1	182.6	...	—
CCL Perpetual	213.7	225.4	...	—
CCL Property	263.1	277.5	...	—
Smaller Cos.	301.9	318.5	...	—
Perpetual Eurogrowth	121.3	127.9	...	—
CCL Henr'son Prime Res	99.2	104.6	...	—

Canada Life Group
2-6 High St, Potters Bar, Herts 0707 51122

Equity Gth March 2		180.0	...	—
Retirement		6.125	...	—
Individual Pension—Distribution				
Managed Pen Fund	329.9	347.3	...	4.9
Property Pen Fund	130.7	137.6	...	—
Index-linked Pen Fd	136.2	143.4	...	—
Series C Pension—Accumulative				
International Pen Fd	195.5	205.5	...	—
Managed Pen Fd	190.9	201.0	...	—
Property Pen Fd	127.3	134.0	...	—
Index-linked Pen Fd	135.8	143.0	...	—
Gilt & Fxd Int Pen Fd	161.3	169.8	...	—
Equity Pen Fd	221.6	233.3	...	—
Managed Funds				
Managed	195.2	205.5	-0.4	—
Property	128.8	135.6	...	—
Gilt & Fxd Interest	143.5	151.1	+1.0	—
Index-linked	121.6	128.1	...	—
Equity	220.8	232.5	-1.7	—
Cash	140.7	148.2	...	—
Midland Bank Unit Tst	214.4	225.7	-0.5	—
Midland Bk Managed	214.4	225.7	-0.5	—
Midland Bk Internatl	243.9	256.8	+0.7	—

Cannon Assurance Ltd
1 Olympic Way, Wembley HA9 0NB 01-902 8876

2nd Series Life Accumulation				
Equity	377.0	398.9	-3.2	—
High Income	330.1	349.3	+2.0	—
Property	217.8	230.5	...	—
Managed 2	98.7	104.5	...	—
Managed	269.8	285.5	+1.6	—
Managed 4	100.9	106.8	+0.7	—
Deposit	179.0	189.4	...	—
Gilt	192.5	203.7	-0.2	—
American	271.0	286.8	+2.4	—
International Money	196.2	207.6	...	—
Index	117.3	124.1	-0.7	—
Far East	210.9	223.2	+1.9	—
Global	103.8	109.8	+0.6	—
European	108.3	114.6	+0.7	—
Japan	112.4	118.9	+1.0	—
Heritage Property	98.6	104.3	...	—
2nd Series Pension Accumulation				
Equity	619.4	655.4	+6.1	—
High Income	404.6	428.1	+2.8	—
Property	310.3	328.4	...	—
Managed 2	98.9	104.7	...	—
Managed	396.4	419.5	+2.9	—
Managed 4	101.7	107.6	+0.7	—
Deposit	268.1	283.7	...	—
Gilt	273.1	289.0	-0.5	—
American	431.9	457.0	+4.3	—
International Money	283.7	300.2	...	—
Index	128.9	136.4	-0.8	—
Far East	238.1	252.0	+2.3	—
Global	106.9	113.1	+0.6	—
European	112.6	119.2	+1.0	—
Japan	118.0	124.9	+1.5	—
Heritage Property	100.4	106.2	...	—
Broker Managed Funds				
Ruben Walter Imperial	150.4	159.2	-0.8	—
Other Funds				
Equity Units		79.53	-0.72	—
Property Units		22.83		
Balanced Bond/Exec	37.80	40.00	+0.29	—

City of Edinburgh Life Assurance
46 Charlotte Sq, Edinburgh EH2 4HQ 031-225 1655

Ivory & Sime Bond	123.0	130.0	...	—
Risk & Reward Bond	146.0	154.0	...	—
Murray Johnstone Fd	138.0	146.0	...	—
Money Market Fd	112.0	118.0	...	—
Investment Strategy Fd	104.0	110.0	...	—
Ivory & Sime Pens Fd	126.0	133.0	...	—
Risk & Reward Pens Fd	164.0	173.0	...	—
Murray J'stone Pens Fd	135.0	143.0	...	—
Money Market Pens Fd	111.0	117.0	...	—
Inv Strategy Pens Fnd	105.0	111.0	...	—

City of Westminster Assurance
Sentry House, 500 Avebury Boulevard, Saxon Gate West, Cent Milton Keynes MK9 2LA

Current Series				
Property Fund	123.2		...	—
Money Fund	232.3	244.6	+0.1	—
Managed Fund	466.4	489.9	+0.4	—
Equity Fund	503.8	532.1	-0.5	—
Fixed Interest Fund	158.5	166.9	+0.3	—
Far East Fund	237.9	250.5	-0.6	—
North American Fund	195.5	205.8	+1.1	—
Natural Resources Fund	177.4	186.8	+1.8	—
Pension Managed Fund	446.2	469.7	+3.8	—
Pension Equity Fund	300.5	316.4	+2.1	—
Adventurous Mngd Fd	165.5	174.3	+0.9	—
Balanced Mngd Fd	156.2	164.5	+1.0	—
Conservative Mngd Fd	155.4	163.6	+1.3	—
European Fund	126.2	132.9	-0.2	—
International Fund	153.3	161.4	+0.4	—
S.U.N. Flagship Fd	159.7	168.2	+1.2	—

For other prices please telephone 0908 690888

Clerical Medical/Fidelity International
Narrow Plain, Bristol BS2 0JH 0272 290566

Investment Funds				
Mixed	155.3	163.5	-1.7	—
Equity	188.5	198.5	-3.5	—
Property	115.1	121.2	...	—
Gilt & Fixed Interest	120.9	127.3	...	—
Indexed Securities	105.6	111.2	+0.9	—
Cash	110.5	116.4	...	—
North American	119.3	125.6	-1.1	—
Far East	147.9	155.7	-0.4	—
International	137.8	145.1	-0.9	—
Special Situations	175.3	184.5	-1.4	—
International Income	163.6	172.3	-2.4	—
American Income	114.5	120.6	-1.7	—
European	160.3	168.8	+0.3	—
Flexible Retirement Plan				
Mixed	157.7	166.0	-2.0	—
Equity	173.5	182.7	-3.7	—
Property	118.1	124.4	...	—
Gilt & Fixed Interest	130.7	137.6	+0.1	—
Indexed Linked	112.1	118.1	+1.2	—
Cash	121.3	127.7	...	—
North American	128.2	135.0	-1.5	—
Far East	174.3	183.5	-0.7	—
International	152.2	160.3	-1.9	—
Special Situations	210.1	221.2	-2.0	—
European	188.5	198.5	+0.4	—
Executive Investment Pension Plan				
Prices on April 1. Unit dealings on Wednesday.				
Cash Fd	146.9	154.7	...	—
Mixed Fd	225.5	237.4	...	—
Fixed Int. Fd	163.4	172.1	...	—
UK Equity Fd	279.2	293.9	...	—
Property Fd	137.6	144.9	...	—
Overseas Fd	213.5	224.8	...	—
Index Linked Fd	118.3	124.6	...	—
Stock Ex. Fd	183.4	193.1	...	—
North Am Fd	134.3	141.4	...	—
Far East Fd	178.4	187.8	...	—
Special Sits Fd	208.9	220.0	...	—
Europ Fd	189.2	199.2	...	—

Initial prices available on request
For other prices telephone 0272 290566

Clerical Medical Managed Funds Ltd
15 St James's Sq, London SW1Y 4LQ 01-930 5474

Cash		182.4	...	—
Mixed	302.1	338.7	...	—
Fixed Interest	262.4	263.7	...	—
UK Equity	414.8	423.1	...	—
Property	157.9	166.0	...	—
Overseas	336.1	346.3	...	—
Index Linked	136.1	136.8	...	—
Stock Exchange	141.5	145.9	...	—

Prices on April 1. Unit dealings on Weds.

Colonial Mutual Group
24 Ludgate Hill, London EC4P 4BD 01-248 9861

CMI. (Unit Assurances)				
Key	169.94	169.94	...	—
Pacemaker	214.72	214.72	...	—
Cash	128.16	134.90	...	—
Equity	294.80	310.32	...	—
Fixed Interest	192.74	202.88	...	—
Managed	237.78	250.29	...	—
Property	257.44	270.99	...	—
CML (Pension Annuities)—Rainbow Plan				
Cash Cap	122.76	129.23	-0.12	—
Cash Inv	137.33	144.57	-0.09	—
Equity Cap	519.26	546.60	-6.49	—
Equity Inv	580.89	611.47	-6.84	—
Fixed Int Cap	208.99	220.00	-2.70	—
Fixed Int Inv	233.79	246.10	-2.87	—
Index Link Cap	131.28	138.20	-1.04	—
Index Link Inv	146.86	154.60	-1.06	—
Managed Cap	317.29	333.78	-6.95	—
Managed Inv	354.72	373.40	-7.50	—

Combined Insurance Co of America
15 Firfield West, Kingston upon Thames, Surrey KT1 2PA. 01-546 7733

Managed Fund (Cap)	95	100	...	—
Managed Fund (Acc)	95	100	...	—
Managed Pens Fd (Cap)	95	100	...	—
Managed Pens Fd (Acc)	95	100	...	—

Commercial Union Group
St Helen's, 1 Undershaft, London EC3 01-283 7500

Var Ann April 4		61.86	-2.071	—
Var (Acc) April 4		329.57	-10.811	—
Prime Series—Life				
Managed	262.6	276.5	-1.0	—
UK Equity	296.8	312.5	-1.9	—
Int Equity	218.3	229.8	...	—
Property	127.1	133.8	...	—
Fixed Int	150.5	158.5	-0.1	—
Index Lnd Gt	107.7	113.4	+1.0	—
Investment Tst	152.0	160.0	-0.4	—
Cash	125.7	132.4	...	—
Income Unit Trust Fund	110.6	116.5	-0.7	—
UK & Gen Unit Tst Fund	110.6	116.5	...	—
W'Wide Spec Sits Tst	106.4	112.1	+0.8	—
David Collier & Ptnr	139.7	147.1	-0.2	—
Prime Series—Pensions				
Managed	311.2	322.6	-0.9	—
UK Equity	388.3	408.8	-3.5	—
Int Equity	273.6	289.0	+1.3	—
Property	125.3	131.9	...	—
Fixed Int	151.1	159.1	...	—
Index Lnd Gt	113.0	119.0	+1.1	—
Cash	133.6	140.6	...	—
Investment Tst	172.2	181.3	-0.7	—

Continental Life Insurance PLC
64/70 High St, Croydon CR0 9XN 01-680 5225

Equity Acc	350.9	369.4	...	—
Property Acc	413.5	435.3	...	—
Int Acc	234.4	246.7	...	—
Managed Acc	299.7	315.5	...	—
Spec. Sits Acc	261.2	274.9	...	—
Investment Tst Acc	148.5	156.3	...	—
Pen Int Acc	306.7	322.9	...	—
Pen Prop Acc	631.5	664.8	...	—
Pen Equity Acc	629.3	662.9	...	—
Pen Mngd Acc	388.0	408.4	...	—
Pens Inv Trust Acc	201.0	211.6	...	—

Cornhill Insurance PLC
57 Ladymead, Guildford 0483 68161

Equity Fd (A&B) April 1	306.5	323.0	...	—
Fixed Int (A&B) April 1	181.0	191.0	...	—
Man Gwth (A&B) Apr 1	592.5	624.0	...	—
Money Fd (A&B) April 1	145.5	153.5	...	—
Cap Fd (A&B) Mar 15		465.0	...	—
G.&S. SpecFd(A&B) Mar 15		190.0	...	—
ParEstaEq(A&B) Apl 1	199.5	210.0	...	—
N.AmerEq(A&B) Apl 1	111.0	117.0	...	—
IntTechno(A&B) Apl 1	160.5	169.0	...	—
Property (A&B) Apl 1	240.0	253.0	...	—
Managed Pension Fund	105.0	110.5	...	—
Equity Pension Fund	306.0	312.0	...	—
Fixed Int Pens Fd	98.0	103.5	...	—
Property Pens Fd	107.5	113.5	...	—
Money Pension Fd	95.0	100.5	...	—

Prices for other funds available on request

Criterion Assurance Group
Swan Court, Petersfield, Hants 0730 63281

Ultimate Mngd Fund	208.8	219.8	...	—
Cornerstone Mngd Fund	288.5	298.4	...	—
Pension Mngd Cap	64.3	67.7	...	—
Pension Mngd Acc	76.9	80.9	...	—
Active Sits Fd Life	101.4	106.8	...	—
Active Sits Fd Pen Cap	99.0	104.2	...	—
Active Sits Fd Pen Ac	96.0	101.1	...	—
World Opps Mgd Fd Life	95.2	100.3	...	—
World Opps Mgd Pen Cp	95.1	100.1	...	—
World Opps Mgd Pens Ac	94.5	99.5	...	—

For closed Fund unit prices ring 0730 63281

Crown Financial Management Ltd
Crown Hse, Woking GU21 1XW 04862 5033

Life Funds				
American Acc	108.2	113.8	...	—
Equity Acc	452.1	475.8	...	—
European Acc	182.8	192.4	...	—
Fixed Interest Acc	240.0	252.6	...	—
High Income Acc	419.9	442.0	...	—
Intnl Acc	380.9	406.9	...	—
Inv. Trust Acc	464.1	488.5	...	—
Japanese Acc	190.7	200.7	...	—
Managed Acc	361.8	380.8	...	—
Money Acc	183.6	193.2	...	—
Property Acc	185.5	195.2	...	—
Individual Pension Funds(z)				
American	128.1	135.1	...	—
Equity	481.1	506.4	...	—
European	273.3	287.0	...	—
Fixed Interest	245.6	258.6	...	—
International	187.1	196.1	...	—
Investment Trust	170.2	179.1	...	—
Japanese	277.1	291.7	...	—
Managed	334.7	352.3	...	—
Money	181.2	190.7	...	—
Property	108.5	114.2	...	—
Group Pension Funds(z)				
American	131.3	136.7	...	—
Equity	503.5	529.9	...	—
European	265.3	279.2	...	—
Fixed Interest	267.0	273.3	...	—
International	191.7	198.6	...	—
Investment Trust	174.4	180.7	...	—
Japanese	283.9	294.1	...	—
Mixed	329.3	346.6	...	—
Money	234.9	243.6	...	—
Property	311.2	315.2	...	—
Other Funds(z)				
Brewin Equity	601.0	632.6	...	—
Crown Brit. Inv. A	610.7	731.0	...	—
DBS Managed	218.1	229.3	...	—
Growth Acc	254.7	265.6	...	—
Hanover	245.8	258.7	...	—
Longlife Mngd (Life)	127.9	134.6	...	—
Longlife Managed Pens	143.2	150.7	...	—
PE Corbett	288.8	304.0	...	—
Sage	196.9	207.7	...	—

Crusader Insurance Plc
Reigate, Surrey RH2 8BL 07372 42424

Measured Performance	108.6	115.3	+0.3	—
Performance Plus	107.9	114.2	+0.5	—
With Profit Perform	98.6	104.3	+0.1	—
UK Opportunity	117.4	124.2	+0.2	—
European Opportunity	112.5	119.0	+0.8	—
Nth American Opp	104.3	110.4	+0.2	—
(z)	105.7	111.9	+1.1	—
Gwth Prp Ser 1 Feb 3	146.8	152.4	...	—
Gwth Prp Ser 2	98.9	104.7	+0.0	—
Fixed Interest	102.5	108.5	-0.6	—
Cash	98.8	104.5	+0.0	—
Managed Pens (Feb 18)	336.85	342.65	...	—

Devonshire Life
29 Glasshouse St, W1R 5RG 01-434 3511

Managed	127.6	134.4	+0.4	—
World Growth	105.0	110.6	+0.4	—
UK Equity	133.7	140.8	+0.5	—
UK Small Companies	134.7	141.9	+0.7	—
European	103.6	109.1	+0.3	—
Far Eastern	170.7	179.8	+1.0	—
Nth American	102.3	107.8	+0.7	—
Fixed Interest	113.4	119.4	-0.4	—
Index Linked Stks	112.9	118.9	+0.5	—
Money	101.6	107.0	...	—
Pen Managed	146.9	154.8	+0.6	—
Pen World Growth	107.2	112.7	+0.9	—
Pen UK Equity	164.3	173.1	+1.2	—
Pen UK Small Cos	152.1	160.2	+1.1	—
Pen European	102.7	108.2	+0.4	—
Pen Far Eastern	277.1	292.0	+2.8	—
Pen Nth American	99.3	104.6	+1.1	—
Pen Fixed Interest	119.3	125.7	-0.3	—
Pen Index Lnkd Stks	113.3	119.3	+0.3	—
Pen Money	107.1	112.8	...	—

Eagle Star Insurance Co Ltd
Bath Road, Cheltenham GL53 7LQ 0242 521311

Secure Fund	105.6	111.2	+0.1	—
Blue Chip Fund	143.9	151.5	-0.6	—
Performance Fund	169.3	178.3	-0.6	—
Adventurous Fund	167.2	176.0	-0.3	—
Pensions Secure	97.4	102.6	+0.1	—
Pensions Blue Chip	111.6	117.5	-0.7	—
Pensions Performance	110.1	115.9	-0.4	—
Pensions Adventurous	113.6	119.6	-0.2	—
Pensions With Profits	102.2	106.6	-0.7	—

Eagle Star Insur./Midland Assur.
1 Threadneedle St, London EC2 01-588 1212

Eagle/Mid. Units	191.6	198.5	-0.9	3.80

Equitable Life Assurance Society
Walton St, Aylesbury Bucks HP21 7QW. 0296 393100

Far Eastern	187.0	196.8	-0.9	—
Fd of Inv Tsts	156.3	164.5	-0.6	—
Gilt & Fixed Int	122.2	128.7	-0.1	—
High Income	173.3	182.4	-1.6	—
Intnl Growth	114.5	120.5	-0.4	—
Managed	142.2	149.7	-0.8	—
Money	129.3	136.2	...	—
North American	127.3	134.0	-0.2	—
Pelican	164.2	172.8	-1.8	—
Property	110.0	115.8	...	—
Special Sits	174.0	183.2	-0.7	—
School Fee Managed	158.9	167.3	-1.1	—
Pension Funds				
Far Eastern	220.0	231.6	-1.4	—
Fd. of Inv Tsts	176.7	186.0	-0.4	—
Gilt & Fixed Int	178.7	188.1	-0.3	—
High Income	206.0	216.8	-2.3	—
International Growth	119.4	125.7	-0.6	—
Managed	158.9	167.3	-1.1	—
Money	120.9	127.3	...	—
North American	134.6	141.7	-0.2	—
Pelican	188.4	198.3	-2.6	—
Property	110.0	115.8	...	—
Special Sit.	202.6	213.3	-1.0	—

Equity & Law
Amersham Road, High Wycombe 0494 33377

UK Equities Fund	498.6	524.8	-3.4	—
Higher Inc. Fund	488.9	514.6	-2.7	—
Property Fund	269.4	283.5	...	—
Fixed Interest Fund	248.0	261.0	-0.1	—
Index Lnkd Secs Fund	113.1	119.0	+1.2	—
Gtd Deposit Fund	180.6	190.1	...	—
Nth. America Fund	260.3	274.0	-0.4	—
Far East Fund	298.3	314.0	-0.5	—
Europe Fund	226.8	238.7	+0.3	—
International Fund	306.4	323.0	-0.6	—
Mixed Fund	372.5	392.1	-1.0	—
Ind. Pen. Equity (z)	636.7	670.2	+4.7	—
Ind. Pen. High Inc.(z)	148.4	156.2	+1.0	—
Ind. Pen. Fxd Int. (z)	282.3	297.1	-1.6	—
Ind. Pen.Idx.Lk.Scs.(z)	135.0	142.1	-0.3	—
Ind. Pen. Property (z)	220.0	231.5	...	—
Ind Pen N America (z)	114.0	119.9	+0.8	—
Ind Pen Far East (z)	167.0	175.7	+2.8	—
Ind Pen European (z)	126.9	133.5	+1.3	—
Ind. Pen. Overseas (z)	539.5	567.8	+6.5	—
Ind. Pen. Balanced (z)	407.9	429.3	+2.3	—
Ind. Pen. Cash (z)	217.8	229.2	...	—
Ind Pen DAF Ser 2(z)	121.7	128.1	...	—
Ind Pen DAF Ser 1(z)	233.4	245.6	...	—

FS Assurance Limited
190 West George St, Glasgow G2 2PA. 041-332 6462

Pens Balncd Gth Fd Cp	32.9	34.6	...	—
Pens Balncd Gth Fd Ac	33.7	35.8	...	—
Cash Deposit Cap	23.8	25.3	...	—
Cash Deposit Accum	24.4	25.9	...	—

Family Assurance Society
19 New Rd, Brighton BN1 1WS 0273 724570

Family A. Managed	418.0	440.0	...	—
Family B. Managed	254.0	267.4	...	—
Family C. Brit	225.6	240.4	...	—
Family D Fixed Int	204.7	208.8	...	—
Family Capital Mngt	246.2	251.2	...	—
Family Brit. II	137.2	140.0	...	—
Family Growth Series 1	129.1	131.7	...	—
Family Growth Series 2	68.7	72.3	...	—
Fmly Concentrated Gth	65.3	68.7	...	—
Family Performance Fd	—	—	...	—

Federation Mutual Insurance Ltd
Suffolk Hse, College Rd, Croydon 01-686 5685

Pens. Inv Tst Inst	1.551	1.629	...	—
Pens Inv Tst. Acc	1.778	1.867	...	—

Framlington Life Insurance Ltd
3 London Wall Buildings, EC2M 5NQ 01-628 5181

Pensions Managed Fund	77.0	81.3	-0.2	—
Pensions Cash Fund	62.2	65.5	...	—

Friends' Provident
Castle Street, Salisbury, Wilts SP1 3SH. 0722 336242

Life Funds				
Managed (Mixed)	172.9	182.1	(z)	—
UK Equity	207.5	218.5	(z)	—
Stewardship	200.1	210.7	(z)	—
Overseas Equity	179.4	188.9	(z)	—
North American	98.5	103.7	(z)	—
Pacific Basin	105.4	111.0	(z)	—
European	101.2	106.6	(z)	—
Property	141.9	149.4	(z)	—
Fixed Interest	135.2	142.4	(z)	—
Index Linked	109.4	115.2	(z)	—
Cash	121.5	127.9	(z)	—
Pension Funds (Accum Units)				
Managed (Mixed)	191.5	201.6	(z)	—
UK Equity	229.9	242.0	(z)	—
Stewardship	242.1	254.9	(z)	—
Overseas Equity	215.5	226.9	(z)	—
North American	101.0	106.4	(z)	—
Pacific Basin	105.4	111.0	(z)	—
European	95.1	100.2	(z)	—
Property	118.2	124.5	(z)	—
Fixed Interest	155.0	163.2	(z)	—
Index Linked	109.7	115.5	(z)	—
Cash	139.5	146.9	(z)	—

Prices of Cap Uts and Mgd Pens Funds on request.

GT Management Ltd
8th Floor, 8 Devonshire Sq, EC2 01-283 2575

GT Plan Bond Fund	184.6	196.5	+0.1	—
GT Pln High Yld Fnd	226.8	238.8	+0.7	—
GT Plan Far East Fnd	252.4	265.7	+6.5	—
GT Plan N Am Fnd	152.0	160.0	+1.7	—
GT Pln UK&G E Fnd	302.4	318.4	+1.0	—
GT Pln Wrldwde Fnd	304.0	320.1	...	—
GT Pension Bnd Fnd	215.4	226.8	...	—
GT Pen High Yld Fd	302.0	317.9	+0.3	—
GT Pen Far East Fd	356.2	375.0	+0.7	—
GT Pen. N. Am. Fd	230.1	242.2	+3.2	—
GT Pen UK & G.E Fd	384.4	404.9	+1.3	—
GT Pen Worldwide Fd	351.5	370.1	+2.9	—

Prices for Accum Units only

Gartmore Fund Managers Ltd
Saleguard, underwritten by General Portfolio Life Ass. Valley Hse, Crossbrook St, Cheshunt, Herts EN8 8JH. Admin. 0992 31971, Inq. 01-623 1212

Saleguard Fund	24.7	26.3	...	—

General Accident Linked Life Assurance(z)
20/24 Addiscombe Rd, Croydon CR9 5AS 01-686 0411

Managed	127.8	133.7	+0.4	—
UK Equity	165.7	174.4	+0.4	—
Fixed Interest	121.4	127.8	-0.4	—
Index-Linked	104.5	110.0	-0.5	—
Cash Deposit	108.8	114.5	+0.1	—
Property	110.1	115.9	+0.5	—
International	114.5	120.5	+0.7	—
American	96.8	101.9	+0.4	—
Japan	139.7	147.1	+1.2	—
Japan Smaller Co's	113.0	118.9	+0.5	—
European	109.8	115.6	+0.9	—
Pacific	95.6	100.6	+0.5	—
Pen Man Acc	139.4	146.7	+0.5	—
Pen UK Equity Acc	191.3	201.5	+0.4	—
Pen Fixed Int Acc	126.9	133.6	-0.5	—
Pen Ind-Linked Acc	108.2	113.9	-0.4	—
Pen Cash Dep Acc	116.7	122.8	...	—
Pen Prop Acc	116.0	122.1	+0.4	—
Pen Intnl Acc	132.7	139.7	+1.1	—
Pen American Acc	109.4	115.2	+0.7	—
Pen Japan Acc	165.4	174.1	+1.6	—
Pen Jap Sm Co's Acc	124.5	130.8	+0.1	—
Pen European Acc	120.1	126.4	...	—
Pens Pacific	95.3	100.3	+0.7	—

Assicurazioni GENERALI SpA
117 Fenchurch St, London EC3M 5DY 01-488 0733

Hambro GeneraliUKGth	130.3	137.0	...	—
Hambro Generali Ppty	145.6	153.3	...	—
Hambros Canadian	135.0	142.2	...	—
Hambros Equity Inc	142.8	150.4	...	—
Hambros European	121.3	127.7	...	—
Hambros High Income	153.4	161.5	...	—
Hambros Jap & Far East	157.5	165.8	...	—
Hambros Nth American	120.8	127.2	...	—
Hambros Res & Assets	133.6	140.7	...	—
Hambros Scandinavian	125.8	132.5	...	—
Hambros Smaller Cos	159.9	168.4	...	—
Generali Intnl Managed	393.7	414.4	...	—
Generali Int Mgd Pens	172.0	181.1	...	—
Generali Cash	104.3	109.8	...	—

General Portfolio Life Ins. Plc
Crossbrook St, Cheshunt, Herts 0992 31971

Life Funds				
Portfolio Fd Acc	468.6	468.6	+1.7	—
Portfolio Inv. A	368.5	403.2	-1.8	—
UK Equity	244.8	257.8	+1.7	—
Overseas Equity	152.9	161.0	+1.1	—
Smaller Companies	145.2	152.9	+0.8	—
Far Eastern	147.7	155.6	+0.6	—
European	124.0	130.6	+0.1	—
North American	108.6	114.4	+1.1	—
Gilt Plus	126.3	133.0	-0.3	—
Fixed Int. Dep	115.1	121.3	...	—
Building Soc	113.7	119.8	...	—
Property	177.0	186.5	+0.4	—
Index-Linked Gilt	103.2	108.7	...	—
Managed	188.8	198.8	...	—
Int. Managed	154.5	168.0	...	—
Gartmore	114.9	121.0	-0.8	—
Framlington	121.7	128.2	+0.9	—
Perpetual	113.8	119.9	+0.6	—
Fidelity	120.4	126.9	-0.2	—
Guinness Mahon	102.4	107.8	+0.6	—
Minster	138.5	145.9	+0.9	—
N M Rothschild	108.6	114.4	+0.1	—
Pension Funds				
Pen UK Equity	296.2	311.9	+2.5	—
Pen Overseas Equity	268.2	277.1	+1.4	—
Pen Smaller Cos	160.5	169.0	+1.1	—
Pen Far Eastern	165.5	174.3	+0.8	—
Pen European	134.6	141.8	+0.2	—
Pen North American	115.7	121.9	+1.4	—
Pen Gilt Plus	139.5	146.9	-0.5	—
Pen Fixed Int Dep	125.9	132.6	...	—
Pen Bldg Soc	124.0	130.6	...	—
Pen Property	210.5	221.7	+0.5	—
Pen Index-Linked Gilt	108.7	114.5	...	—
Pen Managed	220.5	232.2	...	—
Pen Int Managed	180.0	189.5	+1.0	—
Pen Gartmore	121.7	128.2	+1.2	—
Pen Framlington	132.3	139.4	-1.0	—
Pen Perpetual	120.5	126.9	+1.1	—
Pen Fidelity	128.7	135.6	+0.7	—
Pen Guinness Mahon	106.4	112.1	-0.5	—
Pen Midland	159.1	167.5	+0.8	—
Pen N M Rothschild	115.1	121.3	+0.2	—

For other prices please telephone 0992 31971

Gresham Unit Assurance Ltd
2-6 Prince of Wales Rd, Bournemouth 0202 767655

Gresham Series III				
Equity (z)	407.4	429.3	-11.2	—
Fixed Int (z)	156.9	165.3	-3.3	—
Global Growth (z)	109.1	115.0	-0.1	—
Income (z)	118.4	124.8	-0.1	—
Intl Income (z)	98.5	103.8	...	—
Managed (z)	471.2	496.5	-6.0	—
Money (z)	192.2	202.5	...	—
N. American Growth (z)	104.7	110.3	...	—
Property (z)	224.9	237.0	...	—
Gresham/Framlington Series III				
American & Gen (z)	286.4	301.8	-0.8	—
Capital (z)	454.7	479.1	-5.8	—
European (z)	123.5	130.2	-0.2	—
Financial (z)	105.5	111.2	-0.5	—
Income Trust (z)	416.5	438.9	-6.0	—
Intl Growth (z)	319.0	336.1	-0.3	—
Japan & Gen (z)	174.3	183.7	-0.5	—
Recovery (z)	317.8	334.9	-2.0	—
Gresham Series II				
Equity (z)	407.4	429.3	-11.2	—
Fixed Interest (z)	156.9	165.3	-3.2	—
Global Growth (z)	109.3	115.2	-0.1	—
Income (z)	118.8	125.2	-0.1	—
International Inc (z)	99.6	104.9	...	—
Managed (z)	471.0	496.3	-6.0	—
Money (z)	192.2	202.5	...	—
Nth American Grwth (z)	106.0	111.7	...	—
Property (z)	224.9	237.0	...	—
Gresham/Framlington Series II				
American & General (z)	286.4	301.8	-0.8	—
Capital (z)	454.1	478.5	-5.8	—
European (z)	123.6	130.3	-0.2	—
Financial (z)	105.6	111.3	-0.5	—
Income Trust (z)	415.6	438.0	-6.0	—
International Growth (z)	318.9	336.0	-0.3	—
Japan & General (z)	174.3	183.7	-0.5	—
Recovery (z)	317.8	334.9	-2.0	—
Gresham Pensions				
Equity	370.9	390.8	-3.8	—
Fixed Interest	264.6	278.8	+4.2	—
High Yield	288.7	304.2	+5.6	—
Managed	516.4	544.1	+15.8	—
Money	180.5	190.0	+0.6	—
Property	196.2	206.5	...	—

Growth & Sec. Life Assce. Soc. Ltd
23 Boltro Rd, Haywards Heath, W. Sussex 0444 413307

Flexible Finance		195.71	...	—
Landbank Secs.		73.75	...	—
Landbank Secs. Acc.	255.39	261.93	...	—
G. & S. Super Fd.		14.5811	...	—

Guardian Royal Exchange
Royal Exchange, EC3 01-283 7101

Guardian Assurance				
Property Bonds	431.1	449.0	...	—
GRE Linked Life Assurance Ltd				
Managed Initial	362.9	382.0	-6.0	—
Do. Accum	435.2	458.1	-7.2	—
Equity Initial	485.4	511.0	-3.4	—
Do. Accum	582.4	613.1	-4.5	—
Fixed Int. Initial	258.0	271.6	-0.7	—
Do. Accum	309.6	325.9	-0.8	—
Intnl. Initial	408.1	429.6	+3.9	—
Do. Accum	489.7	515.5	+4.7	—
North American Initial	152.4	160.4	+2.2	—
Do. Accum	166.4	175.2	+2.4	—
Pacific Initial	234.5	246.8	-0.4	—
Do. Accum	253.7	267.0	-0.4	—
European Initial	99.3	104.5	+1.2	—
Do. Accum	100.2	105.5	+1.3	—
Property Initial	140.2	147.5	...	—
Do Accum	168.2	177.0	...	—
Index-Linked Gilt Init	105.3	110.8	-0.4	—
Do. Accum	115.0	121.0	-0.4	—
Deposit Initial	140.8	148.2	...	—
Deposit Accum	168.9	177.8	...	—
GRE Pensions Management Ltd				
Pens. Managed Initial	406.3	425.0	-5.2	—
Pens. Managed Acc.	473.5	498.4	-6.1	—
Pens. Equity Initial	574.6	604.9	-5.3	—
Pens. Equity Acc.	673.9	709.4	-6.3	—
Pens. Fxd. Int. Initial	294.6	310.1	-0.5	—
Pens. Fixed Int. Acc.	345.5	363.7	-0.6	—
Pens. Int'l Initial	396.0	416.8	+6.4	—
Pens. Int'l. Acc.	464.4	488.8	+7.5	—
Pens. Prp. Initial	168.1	176.9	...	—
Pens. Prp. Acc.	197.1	207.5	...	—
Pens. Ind-Lkd Gilt In.	125.4	132.0	-0.4	—
Pens. Ind-Lkd. Gt. Ac.	136.9	144.1	-0.5	—
Pens. Dep. Initial	184.5	194.2	...	—
Pens. Dep. Acc.	216.4	227.8	+0.1	—

Hearts of Oak Benefit Society
129 Kingsway, London WC2B 6NF 01-404 0393

Property Fund	50.5	53.2	...	—
Managed Fund	197.5	207.7	...	—
Pens. Managed Fund	164.4	173.0	...	—

Henderson Administration (z)
26 Finsbury Sq, London, EC2 01-638 5757

High Income	320.2	338.0	+1.7	—
Gilt Edged	93.4	98.6	+1.6	—
Cap Growth	297.9	314.5	+1.2	—
Technology	189.5	200.0	+2.7	—
Nat. Resources	160.9	167.9	+0.4	—
Special Situations	311.7	329.0	+1.4	—
N. America	243.6	257.1	+0.6	—
Far East	381.9	403.1	+5.9	—
Managed	337.9	356.7	+1.5	—
Deposit	143.4	151.0	...	—
Prime Res	164.2	172.9	...	—
Managed Currency	106.6	112.6	...	—
Global Health Care	147.2	155.4	+1.4	—
European	198.7	209.8	+1.1	—
Property Share	226.7	238.7	+1.0	—
Japan Fund	124.1	131.0	+2.0	—
Pension Funds				
UK Equity	273.7	285.9	+1.1	—
Fixed Interest	164.2	173.9	+1.2	—
Special Sits	259.5	273.9	+1.5	—
N American	152.4	160.9	+0.3	—
Far East	297.0	311.5	+0.2	—
Managed	260.7	275.2	+1.3	—
Prime Res	177.8	187.2	...	—
Deposit	145.1	152.8	...	—
European Pension Fund	209.7	221.4	+1.2	—

Capital units prices available on request

Hill Samuel Life Assur. Ltd
NLA Tower, Addiscombe Rd, Croydon 01-686 4355

Security Fund (z)	308.0	324.3	-1.2	—
British Fund (z)	286.0	301.1	-1.3	—
International Fund (z)	293.9	309.4	...	—
Dollar Fund (z)	218.3	229.8	...	—
Capital Fund (z)	282.0	296.9	-1.0	—
Income Fund (z)	352.7	371.3	-0.6	—
Property Series A (z)	237.4	249.9	...	—
Property Units (z)	380.7	399.8	...	—
Financial Fund (z)	262.9	276.8	-1.5	—
Managed Series A (z)	305.4	321.5	...	—
Managed Series C (z)	218.1	229.6	...	—
Managed Units (z)	533.9	562.0	...	—
High Yield Fund (z)	335.9	353.6	-1.4	—
Money Series A (z)	176.6	185.9	...	—
Money Units (z)	226.9	238.8	...	—
Equity Fund (z)	359.2	378.2	-0.3	—
Fixed Int Fund (z)	217.9	229.4	-1.3	—
Indexed Sec. Fd (z)	114.7	120.8	-0.5	—
European Fund (z)	450.2	473.9	...	—
Natural Resrcs. Fd (z)	187.2	197.2	...	—
Far East Fund (z)	382.3	402.5	...	—
Smaller Co.'s (z)	378.0	397.9	-3.7	—
Spec. Sits Fund (z)	295.9	311.5	-1.8	—
Mango. Currcy. Fund (z)	159.6	168.0	...	—
Japan Tech (z)	132.0	139.0	...	—
Global Bond Fund (z)	106.7	112.4	...	—
Pension Fund Prices				
Property Acc	285.6	300.7	...	—
Property Cap	207.1	218.0	...	—
Property Ser Acc	133.8	140.9	...	—
Property Ser Cap	120.9	127.3	...	—
Managed Acc	716.1	753.8	...	—
Managed Cap	498.8	525.1	...	—
Managed Ser Acc	178.9	188.3	...	—
Managed Ser Cap	163.7	172.4	...	—
Guaranteed Acc	287.5	302.6	...	—
Guaranteed Cap	180.5	[illegible]	...	—

Hill Samuel Life Assur.—Contd.

Guaranteed Ser Acc	125.1	131.7	...	—
Guaranteed Ser Cap	113.5	119.5	...	—
Equity Acc	589.6	623.1	...	—
Equity Cap	468.7	493.4	...	—
Equity Ser Acc	209.5	220.6	...	—
Equity Ser Cap	188.8	198.8	...	—
Fixed Int Acc	316.7	333.4	...	—
Fixed Int Cap	232.8	245.1	...	—
Fixed Int Ser Acc	142.2	149.7	...	—
Fixed Int Ser Cap	129.0	135.8	...	—
Indexed Secs. Acc	129.3	136.2	...	—
Indexed Secs. Cap	105.8	111.4	...	—
Indexed Secs. Ser Acc	121.5	128.0	...	—
Indexed Secs. Ser Cap	110.2	116.0	...	—
Intl. Ser Acc	185.5	195.3	...	—
Intl. Ser Cap	167.6	176.3	...	—
Dollar Ser Acc	147.3	155.1	...	—
Dollar Ser Cap	134.0	141.1	...	—
European Ser Acc	275.7	290.3	...	—
European Ser Cap	250.7	263.9	...	—
Far East Ser Acc	199.7	210.3	...	—
Far East Ser Cap	177.9	187.3	...	—
Man Curr Ser Acc	137.4	144.7	...	—
Man Curr Ser Cap	125.0	131.6	...	—
Bldg. Soc Ser Acc	130.8	137.7	...	—
Bldg. Soc Ser Cap	118.8	125.1	...	—

Homeowners Friendly Society
PO Box 94, Springfield Ave, Harrogate, 0423 67355

Portfolio Plus				
HFS Managed Fd 1	97.1	102.2	...	—

Imperial Life Ass. Co of Canada
London Road, Gloucester, GL1 3LE. 0452 500500

Growth Fund	301.5	327.7	...	—
Multi-Linked Portfolio				
Managed Fd	273.2	287.6	...	—
Fixed Int. Fd	231.1	243.3	...	—
Secure Cap Fd	173.4	182.5	...	—
Equity Fd	662.3	697.1	...	—
Property Fd	182.7	192.4	...	—
Pension Fund Portfolio				
Pens Mix Fd Series 1	294.1	308.9	...	—
Pens Mix Fd Series 2	284.1	299.1	...	—
Pens Property Fd	122.0	128.5	...	—
Pens Gilt-Edged Fd	136.2	143.4	...	—
Pens Ind-Link Fd	118.7	124.9	...	—
Pens Money Mkt Fd	120.7	127.1	...	—
Pens UK Equity Fd	238.4	250.9	...	—
Pens Intl Fd	277.1	291.7	...	—
Pens Mtge Rate Gtee Fd	199.9	210.4	...	—

Imperial Life (UK) Ltd
London Road, Gloucester, GL1 3LE. 0452 500500

Imperial Investment Portfolio				
Managed Fd	172.4	181.4	...	—
Gilt-Edged Fd	126.4	133.0	...	—
Property Fd	149.0	156.8	...	—
High Yield Fd	211.4	222.5	...	—
Money Mkt. Fd	121.0	127.3	...	—
Ind-Link Gilt Fd	115.6	121.7	...	—
UK Equity Fd	267.7	282.0	...	—
Intl Equity Fd	205.6	216.4	...	—
Japan Fund	191.3	201.4	...	—
N America Fd	117.3	123.5	...	—

Irish Life Assurance Co Plc
Longbow House, 20 Chiswell St, EC1 01-638 1731

Property Modules	273.4	287.7	...	—
Property Modules Gth	384.9	425.1	...	—
Ppty. Mod. Gth Ser 2	177.5	186.8	...	—
Ppty. Mod. Gth Ser 3	176.1	185.3	...	2.71
Blue Chip	238.2	250.7	...	—
Blue Chip Series 2	378.1	398.0	...	—
Blue Chip Series 3	375.8	395.6	...	—
High Income Series 3	924.0	972.6	...	—
Managed	750.1	789.6	...	—
Managed Series 2	291.2	306.5	...	—
Managed Series 3	292.4	307.8	...	—
Global Managed	328.6	345.9	...	—
Global Property	150.7	158.6	...	—
Global Fixed Interest	291.9	307.3	...	—
Global Equity	380.2	400.2	...	—
Global Cash	123.2	129.7	...	—
Universal Security Fnd	100.5	105.8	...	—
Universal Balanced Fnd	109.3	115.0	...	—
Universal Opportunity Fd	110.8	116.6	...	—
Exempt Managed	548.2	577.0	...	—
Ppty. Pen Ser. 2	163.5	172.1	...	—
Equity Pen. Series 2	581.7	612.3	...	—
Gilt Edged Pen. Ser 2	350.6	369.0	...	—
Managed Pen. Ser. 2	474.4	499.4	...	—
Cash Pension Series 2	164.7	173.4	...	—

For Johnson Fry see "Management Services."

The LAS Group
10 George St, Edinburgh 031-225 8494

Crescent Life Assurance				
Managed Fund	234.5	249.1	-0.4	—
UK Equity	311.9	339.3	-1.4	—
Property	193.0	204.8	...	—
Money Market	146.4	154.6	...	—
Fixed Int	180.5	191.6	-1.1	—
Japan	325.0	344.7	-3.2	—
North America	155.7	165.2	-0.1	—
International	220.8	234.2	+0.3	—
Natural Res	93.9	99.7	+0.1	—
European	178.0	189.0	+0.6	—
Far East	123.8	130.6	+2.0	—
High Technology	124.8	131.8	+1.5	—
Special Situations	110.8	117.0	+1.3	—
Pension Funds				
Managed	161.1	170.8	-0.5	—
International	168.2	178.1	...	—
Property	124.9	132.3	...	—
Money Market	125.1	133.0	...	—
Fixed Interest	139.8	148.1	+0.2	—
UK Equity	204.5	216.5	-1.7	—
North America	138.2	146.3	...	—
Japan	191.2	202.8	-2.0	—
European	183.4	194.1	+0.3	—
Broker Life Funds				
Allocus	140.0	148.0	+0.6	—
Covey & Sarvet.Fix.Mg	108.7	114.6	+0.1	—
Dowry Investment	113.9	120.1	+1.0	—
EP Ward Disc	153.4	161.7	+2.1	—
Metro Asset Mngd	127.6	134.7	+0.6	—
Murray Noble Top 20	113.1	117.6	+0.7	—
P.I.M.S.	95.0	100.0	...	—
Sovereign	100.7	106.2	+0.3	—
Stewart Short Scorpio	97.2	102.5	+0.5	—
Winchester Mngd Fd	116.5	122.8	+0.7	—

Legal & General (Unit Assur) Ltd
2 Montefiore Road, Hove, BN5 1SE 0273 724588

Bulldg. Soc. Linked	104.4	109.9	+0.1	—
Do. Accum	112.3	118.3	...	—
Cash Initial	130.5	137.4	...	—
Do. Accum	177.1	186.5	...	—
Equity Initial	463.9	488.4	-3.4	—
Do. Accum	629.6	662.8	-4.6	—
European Initial	134.0	141.1	+0.2	—
Do. Accum	140.7	148.2	+0.3	—
Far Eastern	213.6	224.9	+0.5	—
Do. Accum	224.3	236.2	+0.5	—
Fixed Initial	256.2	269.7	-0.2	—
Do. Accum	347.7	366.1	-0.2	—
Index Linked Gilt	103.9	109.4	+1.2	—
Do. Accum	120.3	126.7	+1.4	—
Intl. Initial	280.4	295.2	-0.4	—
Do. Accum	374.6	394.3	-0.6	—
Managed Initial	340.9	358.9	-1.6	—
Do. Accum	462.7	487.1	-2.1	—
North American	139.6	147.0	-0.3	—
Do Accum	146.6	154.4	-0.3	—
Property Initial	157.9	166.3	...	—
Do. Accum	214.3	225.6	...	—

Legal & General (Unit Pensions) Ltd
Kingswood House, Kingswood, Tadworth, Surrey 07373 53456 Ex 4660

Ex. Bldg. Soc. Lnkd	111.3	117.2	+0.1	—
Do. Accum	119.3	125.6	...	—
Exempt Cash Init	200.1	210.7	+0.1	—
Do. Accum	271.1	285.4	+0.1	—
Exempt Eqty Init	731.8	770.4	-4.6	—
Do. Accum	991.3	1043.5	-6.4	—
Exempt Euro Init	137.2	144.5	-0.1	—
Do. Accum	143.0	150.6	-0.1	—
Exempt Far East'n Init	251.1	264.4	-0.7	—
Do Accum	261.6	275.4	-0.9	—
Exempt Fixed Init	354.5	373.2	...	—
Do Accum	480.2	505.5	...	—
Ex Index Lnk. Gilt	109.8	115.6	+1.3	—
Do. Accum	127.0	133.7	+1.3	—
Exempt Intl Initial	221.8	233.5	-0.2	—
Do Accum	269.0	283.2	-0.4	—
Exempt Mngd Init	594.8	626.1	-2.1	—
Do. Accum	724.5	762.7	-2.7	—
Exempt N. Amer Init	154.7	162.9	-0.1	—
Do. Accum	161.1	169.6	-0.2	—
Exempt Prop. Init	194.6	204.9	...	—
Do. Accum	263.6	277.5	...	—
Sp. Deposit Init	147.1	154.9	...	11.0
Do. Accum	176.93	18.3	+0.1	11.0

Prices for Series 2 Pensions.
For other prices Tel. 07373 53456

Liberty Life Assurance Co Ltd
Station Rd, New Barnet 01-440 8210

Sel Sec A	36.2	38.2	...	—
Managed	28.5	30.0	-0.9	—
Equity	22.9	24.2	-1.2	—
Blue Chip	32.3	34.1	-1.6	—
Special Sits	33.1	34.9	-1.5	—
International	38.0	40.0	-0.2	—
European Fund	10.0	10.6	+0.1	—
American	24.6	25.9	-0.9	—
Pacific	36.1	38.0	+0.2	—
Property	26.2	27.6	-0.2	—
Fixed Yield	23.8	25.1	-0.9	—
Indexed Linked Secs	12.7	13.4	...	—
Intnl Currency	17.1	18.1	-0.5	—
Deposit	18.5	19.5	+0.1	—

London A'deen & Nthn. Mtl. Assur. Ltd
129 Kingsway, London WC2B 6NF 01-404 0393

Asset Builder	112.7	118.7	...	—

London Indemnity & Gnl. Ins. Co Ltd
18-20 The Forbury, Reading 583511

Money Mgr April 1	122.9	132.1	...	—
MM Flexible April 1	95.4	102.3	...	—

London Life
100 Temple St, Bristol BS1 6EA 0272-279179

Assurances				
Equity		532.7	...	—
Fixed Int		234.6	...	—
Property		242.8	...	—
Deposit		176.6	...	—
Mixed		351.1	...	—
Index Stock		129.6	...	—
International		181.3	...	—
Assurances—Series A				
Equity (A)		125.1	...	—
Fixed Interest (A)		105.3	...	—
Property (A)		108.0	...	—
Deposit (A)		105.0	...	—
Mixed (A)		116.8	...	—
Index Stock (A)		102.7	...	—
International (A)		114.6	...	—
Pensions				
Equity (P)		467.5	...	—
Fixed Int (P)		266.9	...	—
Property (P)		191.3	...	—
Deposit (P)		172.7	...	—
Mixed (P)		318.0	...	—
Index Stock (P)		143.4	...	—
International (P)		202.3	...	—

London & Manchester Group
Winslade Pk, Exeter EX5 1DS 0392 52155

	Cap.	Acc		Rd NAC
Investment Trust Fd(z)	465.1	563.8	-0.1	617.1
Property Fd (z)	124.2	148.5	...	160.7
Fixed Interest Fd (z)	156.4	188.9	...	198.6
Equity Fd (z)	234.0	280.0	+2.2	289.8
International Fd (z)	194.5	232.0	+2.3	239.9
American Fd (z)	117.8	124.9	+0.5	127.8
Japan Fd (z)	202.3	215.3	+4.3	280.1
European Fd (z)	110.9	114.6	+0.5	116.1
Gtd Deposit Fd (z)	148.1	175.3	...	183.3
Flexible Fd (z)	272.8	324.7	-3.4	349.8
Moneymaker Fd (z)	—	258.1	-2.3	
Capital Growth Fd (z)	—	850.1	-7.2	
Exempt Inv Tst Fd (z)	825.3	1021.8	-5.1	
Exempt Inv Nom Sts(z)		988.9	-4.9	1054.0
Exempt Ppty Fd(z)	227.4	282.0	...	
Exempt Ppty Nom Sts(z)		268.3	...	285.7
Exempt Fixed Int Fd(z)	134.2	165.7	+0.4	
Exempt Equity Fd(z)	243.4	300.4	-4.8	
Exempt Gtd Dep Fd(z)	123.2	152.1	...	
Exempt Flex Fd(z)	431.4	533.8	-5.9	
Exempt Flex Nom Sts(z)		516.9	-5.2	549.2
Exempt Mixed Fd(z)	183.4	201.6	-1.7	

M & G Group
Three Quays, Tower Hill, EC3R 6BQ 01-626 4588

Amer Bond (Acc)	212.5	223.9	-2.2	—
Amer Rec Bond (Acc)	273.7	287.9	+1.7	—
Amer Smlr Co Bd (Acc)	117.2	123.2	+0.1	—
Australasian Bd (Acc)	186.0	195.5	+2.9	—
Commodity Bond (Acc)	181.8	191.0	+0.5	—
Dpsit Bond (Acc)	222.1	233.3	+0.1	—
Equity Bond (Acc)	649.0	681.4	+4.8	—
Equity Bond Persn.	274.3	288.1	+2.0	—
European Bond (Acc)	184.7	194.1	+1.1	—
Extra Yld Bd (Acc)	365.3	383.6	+4.0	—
Far Eastern Bond (Acc)	143.7	151.0	-2.0	—
Gilt Bond (Acc)	256.5	269.5	+0.1	—
Gold Bond (Acc)	151.2	158.9	-1.2	—
High Yield Bond (Acc)	243.2	255.5	+0.9	5.28
Index-Linked Gilt Bd(Acc)	126.2	132.6	+0.2	—
Internal Bond Acc	398.4	418.6	-0.5	—
Internl Inc. Bond (Acc)	128.6	135.2	-1.9	—
Japan Bond (Acc)	213.4	224.2	-1.6	—
Japan Smaller Co (Acc)	151.2	158.9	+0.3	—
Managed Bond (Acc)	478.8	502.9	+1.9	—
Property Bond (Acc)	285.8	300.2	...	—
Recovery Bond (Acc)	344.0	361.3	+2.7	—

Contd. on next Page

FT UNIT TRUST INFORMATION SERVICE

M & G Group—Contd.
Pensions Funds

American (Cap)	330.1	346.7	-0.2
American (Acc)	458.6	481.6	-0.3
Building Soc (Cap)	93.7	98.5	
Building Soc (Acc)	130.2	136.8	
Deposit (Cap)	153.9	161.7	+0.1
Deposit (Acc)	213.8	224.6	+0.1
European (Cap)	140.0	147.2	+0.6
European (Acc)	194.6	204.4	+0.8
Equity (Cap)	394.9	414.8	+1.9
Equity (Acc)	548.2	575.7	+2.5
Gilt (Cap)	242.6	254.8	-0.1
Gilt (Acc)	337.0	353.9	-0.2
Gold (Cap)	105.3	110.7	-1.4
Gold (Acc)	146.3	153.7	-2.0
Index-Linked (Cap)	95.8	100.7	+0.2
Index-Linked Gilt (Acc)	133.1	139.8	+0.3
International (Cap)	109.5	115.1	-0.7
International (Acc)	152.2	159.9	-0.9
Intnl Inc (Cap)	106.5	112.0	-0.7
Intl Inc (Acc)	148.0	155.5	-1.0
Japan (Cap)	134.5	141.3	+1.0
Japan (Acc)	186.8	196.3	+1.5
Managed (Cap)	306.5	321.9	+0.1
Managed (Acc)	425.8	447.1	+0.1
PPP Fund (Cap)	291.7	306.4	+0.7
PPP Fund (Acc)	405.2	425.5	+0.9
Pacific (Cap)	252.4	265.2	-4.8
Pacific (Acc)	350.7	368.4	-6.2
Property (Cap)	132.2	138.9	
Property (Acc)	183.7	192.9	
Recovery (Cap)	188.3	197.8	+1.4
Recovery (Acc)	261.6	274.8	+2.0
UK Income (Cap)	108.1	113.6	+0.2
UK Income (Acc)	150.2	157.8	+0.3
Personal Pension (Acc)	1624.0		+3.4

MGM Assurance
MGM House, Heene Rd, Worthing 0903 204631

UK Equity	211.5	222.7	-0.6
Do. Accum	236.0	248.5	-0.7
Special Situations	188.6	198.6	+0.4
Do. Accum	210.3	221.4	+0.5
North American	183.6	193.3	-0.4
Do. Accum	204.9	215.7	-0.5
Pacific Basin	308.8	325.1	-5.7
Do. Accum	344.	362.4	-6.4
Fixed Interest	211.5	222.7	-0.2
Do. Accum	236.0	248.5	-0.2
Property	117.0	123.2	
Do. Accum	130.8	137.7	
Deposit	112.2	118.2	
Do. Accum	125.1	131.7	
Managed	202.5	213.2	-0.5
Do. Accum	227.9	239.9	-0.6
Pension Funds			
Pensions Equity	224.2	236.1	0.9
Do. Accum	269.9	284.2	-1.0
Pens. Spec. Sits.	203.5	214.3	+0.7
Do. Accum	245.0	257.9	+0.8
Pens. North American	193.5	203.7	-0.6
Do. Accum	232.9	245.2	-0.6
Pens. Pacific Basin	335.9	353.6	-8.3
Do Accum	404.3	425.6	-10.1
Pens. Fixed Int.	222.0	233.7	-0.2
Do. Accum	267.2	281.3	-0.2
Pens. Property	118.2	124.5	
Do. Accum	142.3	149.8	
Pens. Deposit	119.5	125.8	
Do. Accum	143.7	151.3	
Pens. Managed	219.2	230.8	-0.8
Do. Accum	264.8	278.8	-0.9

Manufacturers Life Insurance Co (UK)
St George's Way, Stevenage 0438 356101

Managed	414.1	435.9
Property	272.1	286.4
Equity	482.8	508.2
Gilt Edged	359.4	378.3
Deposit	200.6	211.2
Investment	205.4	216.2
International	419.0	441.0
Pension Fund Prices		
Managed Init.		297.8
Do. Accum.		360.8
Property Init.		235.0
Do. Accum.		284.6
Equity Init.		363.7
Do. Accum.		439.8
Gilt-Edged Init.		227.4
Do. Accum.		275.4
Guaranteed Init.		155.0
Do. Accum.		187.7
International Init.		491.9
Do. Accum.		595.2
Index Lk. Gilt Init.		143.4
Do. Accum.		173.6

Merchant Investors Assurance
Leon House, 233 High St, Croydon 01-686 9171

Property	293.2	+0.0
Property Pens.	382.7	+0.1
Equity	175.4	+0.7
Equity Pens.	779.2	+6.0
Money Market	307.1	+0.7
Money Mkt. Pens.	545.9	+1.2
Deposit	232.7	+0.1
Deposit Pens.	366.6	+0.2
Managed	266.4	+0.7
Managed Pens.	499.7	+2.3
Intl. Equity	320.1	+1.7
Do. Pens.	504.2	+4.4
Intl. Managed	292.1	+1.4
Do. Pens.	424.6	+3.1
North American	123.3	+0.6
Do. Pens.	142.6	+0.5
Far East	274.6	+2.4
Do. Pens.	390.9	+5.1
Intnl. Currency	172.6	+0.0
Do. Pens.	224.8	+0.0
Index Linked	137.2	+0.8
S & C Managed Fd	136.3	+0.6
Trustlink Life Funds		
Per Worldwide Rec.	159.7	+1.1
Per Far East Growth	173.2	+1.3
Per Intl Growth	151.7	+1.0
Per Income	154.3	-.2
Per Emerging Co's	153.8	+0.2
Per American Growth	144.6	+1.0
Per European Growth	120.8	+0.0
Fra American & Gen	125.8	+0.3
Fra Capital	151.4	+0.1
Fra Income	160.1	-.2
Fra Intl Growth	137.7	+0.0
Fra Japan & Gen	167.5	+2.2
Fra Recovery	164.4	-.3
Fra Convertible & Gilt	134.2	-.2
Fra European	128.5	+0.7
GAR American	124.9	-0.3
GAR European	153.8	+0.8
GAR Far Eastern	175.3	+1.0
GAR British	160.0	-.1
GAR Global	159.0	+0.0
GAR Special Situations	163.9	+0.1
GAR Smaller Co's	169.3	+2.8
GAR Australian	163.6	+4.6
HEN Managed	164.5	+0.9
HEN UK Growth	158.2	+0.6
HEN UK Income	160.7	+0.5
HEN American	128.4	+1.3
HEN Far East	170.2	+1.8
HEN European	174.4	+0.9
HEN Prime Res Prop	101.3	+0.0
TSB American	141.6	+0.6
TSB General	162.6	+0.8
TSB Managed	145.8	+0.6
TSB Pacific	169.7	+0.7
TSB Selected Opps	158.5	+0.5
FID American	112.2	+0.8
FID Japan	111.4	+0.8
FID European	112.3	+0.0
FID UK	124.8	+0.9
FID Pacific	132.8	+1.2
FID Intl Managed	119.6	+0.6
FID Int. Income	114.1	+0.6
FID Intl Spec Sits	125.6	+1.0

Municipal Life Assurance Ltd
1 Sessions Hse Sq, Maidstone ME14 1XV 0622 690555

Initial Equity	143.5	151.5	+1.9
Initial Managed	139.0	146.5	+1.0
Initial International	141.5	149.0	+1.0
Initial Property	96.0	101.5	
Initial Maniflund	108.0	114.5	
Initial European	119.0	125.5	
Initial Five Star	129.0	136.0	+1.0
Initial American	103.0	109.0	+1.0
Initial World Invest.	103.5	109.5	+0.5
Accum. Equity	176.0	186.0	+1.5
Accum. Managed	172.5	182.0	+1.5
Accum. Intl	163.0	172.5	+1.5
Accum. Property	105.0	111.0	
Accum. Maniflund	118.0	124.5	
Accum European	123.5	130.5	
Accum Five Star	128.5	136.0	+1.0
Accum. American	106.5	112.5	+1.0
Accum World Investment	105.0	111.0	+1.0
Pens. Init. Equity	169.5	179.0	+2.5
Pens. Init. Managed	138.5	146.5	+1.0
Pens. Init Intl.	154.5	163.0	+2.0
Pens. Init. Property	120.0	126.5	
Pens. Init. Maniflund	115.5	122.0	
Pens.Init. European	130.0	137.5	
Pens. Init. Five Star	138.0	146.0	+1.5
Pens Init American	107.5	114.0	+2.0
Pens Init World Inv	108.0	114.0	+1.5
Pens. Acc. Equity	196.5	207.5	+2.5
Pens. Acc. Managed	161.0	169.5	+1.5
Pens. Acc. Intl	175.5	185.0	+2.0
Pens. Acc. Property	130.5	138.0	
Pens. Acc. Maniflund	126.5	133.5	
Pens Acc European	135.5	143.0	
Pens Acc Five Star	145.0	153.0	+1.0
Pens Acc American	111.0	117.5	+1.5
Pens Acc World Invest	109.0	115.5	+1.5

NEL Britannia Assce Co Ltd
Milton Court, Dorking, Surrey 0306 887766

Capital Growth	115.9	122.0
Managed Income	110.2	116.0
Shareholder		
Deposit	101.9	107.3
Gilt	107.6	113.3
Property	131.5	138.4
Broker Managed		
Ashtons Monthly Income	110.0	115.8
Cross Channel F.S.	156.1	164.3
Mawdsley	111.2	117.0
CTP Worldwide Mgd	98.8	104.0
TLM Intl Performance	93.9	98.8
Jarretts Gen Fund	110.6	110.6

NEL Pensions Ltd
Milton Court, Dorking, Surrey 0306 887766
Multichoice Funds

MIM Brt Mngd P'folio	107.2	112.8	
Do. Accum	111.4	117.3	
Royal Tst Mngd P'folio	104.6	110.1	
Do. Accum	108.9	114.6	
Henderson Mngd P'folio	123.4	129.9	
Do Accum	128.3	135.1	5.24
Perpetual Mngd P'folio	108.0	113.7	
Do. Accum	112.5	118.4	
Gartmore Mngd Fund	99.8	105.1	
Do. Accum	103.9	109.4	
Oppenheimer Mngd Fund	111.3	117.2	
Do. Accum	115.9	122.0	
MIM Brt Exempt Mngd	113.2	119.2	
Do. Accum	117.9	124.1	
Cash Fund	97.8	102.9	
Do. Accum	101.7	107.1	
Nelex Funds			
MIM Brt. Exmpt Tst Fd	165.2	173.9	
Do Accum	183.5	193.2	
Nelex Eq. Cap	276.3	290.8	
Do. Accum	494.7	520.7	+4.5
Nelex Gilt+F.I. Cap	100.8	106.1	
Do. Accum	167.6	176.4	
Nelex Gilt Inc Cap	140.6	147.8	
Do. Accum	216.7	228.1	
Nelex Managed Cap	113.5	119.5	
Do. Accum	179.7	189.2	
Nelex Deposit Cap	81.6	85.9	
Do. Accum	123.6	130.1	
Nelex Int.Fxd.Int. Cap	66.0	69.5	
Do. Accum	99.2	104.4	
NelIndexLk.Secs.Cap	46.7	49.2	
Do. Accum	64.4	67.8	
Broker Managed			
Alexander Stenhouse Gp	96.1	101.2	
Do. Accum	96.1	101.2	

NM Schroder Life Assurance Ltd
Enterprise House, Portsmouth 0705 827733

American	248.5	261.5	+0.9
Australian	173.5	182.6	+5.0
CCM Vanguard Mngd	389.6	410.1	+1.0
Equity	844.0	888.4	+3.5
European	324.8	341.8	+1.2
Far Eastern Growth	127.0	133.6	+1.6
Fixed Interest	324.6	341.6	-0.6
Gold	120.3	126.6	-0.5
Income Accum	415.9	437.7	-4.7
International	263.3	277.1	+1.4
Japan Smllr Co's	216.9	228.3	+1.9
Managed	423.7	446.0	+1.4
Property	284.5	299.4	+0.1
Residential Property	107.0	112.6	
Singapore & Malaysian	139.0	146.3	+2.7
Smaller Companies	363.6	382.7	-3.7
Tokyo	348.8	367.1	+0.9
UK Equity	347.2	365.4	+1.2
American Pension	273.8	288.2	+0.8
Australian Pension	223.2	234.9	+9.7
CCM Vanguard Pension	161.5	170.0	+0.8
Equity Pension	591.6	622.7	+3.2
European Pension	246.2	259.1	+1.3
Far Eastern Growth Pen	140.8	148.2	+2.6
Fixed Interest Pension	281.8	296.6	-0.3
Global Mngd Pension	138.0	145.2	+1.0
Gold Pension	133.1	140.1	-0.8
Income Acc Pension	212.6	223.7	-3.2
International Pension	172.0	181.0	+1.2
Japan Smllr Co's Pen	275.1	289.5	+3.5
Managed Pension	1,204.3	1,267.6	+4.7
Property Pensions	266.1	280.1	+0.1
Residentl. Prop Pen	112.0	117.8	
Singapore & Malay. Pen	156.7	164.9	+2.9
Smaller Cos Pension	175.6	184.8	-2.3
Special Exempt	313.1	329.5	+0.8
Tokyo Pension	405.4	426.7	+0.1
UK Equity Pension	192.8	202.9	+0.9

Prices: Life Series 4 Acc; Pension Series C Acc April 2

National Mutual Life
5 Bow Churchyard, London EC4M 9DH 01-236 1566

Managed Fund	187.0	196.9
Managed Prospect Fund	146.7	154.5
UK Equity Fd	219.0	230.6
Fixed Interest	146.5	154.3
Pacific	183.0	192.7
North American	116.9	123.1
Pens. Managed	220.2	231.8
Pens. UK Equity	262.0	275.8
Pens. Overseas Equity	300.1	315.9
Pens. Property	116.8	123.0
Pens. Fixed Interest	156.3	164.6
Pens. Index Linked	123.6	130.2
Pens. Deposit	142.2	149.7
P.R.P. UK Equity	113.2	119.2
P.R.P. Overseas Equity	106.2	111.8
P.R.P. Fixed Interest	105.6	111.2
P.R.P. Property	96.1	101.2
P.R.P. Index Linked	111.1	117.0
P.R.P. Deposit	97.4	102.6
P.R.P. Managed	109.7	115.5
P.R.P. With Profits	97.7	102.9

National Mutual of Australasia
Serpentine Rd, Poole, Dorset 0202 680666

Fixed Interest	131.68	138.60	-2.75
Guaranteed Deposit	117.42	123.59	+0.16
International	168.45	177.31	-1.07
Managed	143.90	151.47	-2.57
Property	130.54	137.41	+0.75
UK Equities	177.36	186.69	-5.46
Pens Fixed Interest	123.63	130.13	-2.58
Pens Grtd Deposit	117.85	124.05	+0.22
Pens International	183.55	193.20	-1.13
Pens Managed	154.30	162.42	-3.67
Pens Property	142.99	150.51	+1.15
Pens UK Equities	154.77	162.91	-6.69

National Provident Institution
48 Gracechurch St, London EC3P 3HH 01-623 4200

Managed	284.9	299.9	-0.4
UK Equity	359.6	378.6	-1.3
Overseas Eq.	285.7	300.8	-0.7
Americas	241.8	254.6	-1.2
Far East	321.0	337.9	-1.2
Property	133.7	140.8	-0.1
Fixed Int	205.7	216.6	-0.1
Indexed Gilt	122.0	128.5	+1.3
Deposit	132.0	139.0	+0.1
Pension Fund Prices			
Man. Initial	299.7	315.5	-0.2
Man Acc.	359.4	378.4	-0.3
UK Eq. Initial	362.7	381.8	-0.5
UK Eq.	424.6	447.0	-1.0
Overseas Eq. Initial	355.1	373.8	-1.2
Overseas Eq.	441.6	464.9	-1.4
Americas Initial	264.3	278.3	-1.9
Americas	314.5	331.1	-2.3
Far East Initial	447.6	471.2	-0.7
Far East	531.1	559.1	-0.7
Prop. Initial	126.1	132.8	-0.1
Prop.	149.8	157.9	-0.1
Fixed Int. Initial	186.2	196.1	
Fixed Int.	220.7	232.4	+0.1
Indexed Gilt Initial	111.2	117.1	+1.1
Indexed Gilt	130.4	137.3	+1.4
Deposit Initial	132.6	139.6	
Deposit	158.6	167.0	+0.1
NPI Pensions Management Ltd			
Managed Fund	880.5	903.1	

Prices March 2. Next dealing May 1.

Norwich Union Asset Management Ltd
PO Box 124, Norwich NR1 1JS 0603 683986

NUAM Funds			
Managed Fund	53.7	56.6	-0.1
Stock Market Mngd Fund	54.6	57.5	-0.1
Equity Fund	57.9	61.0	-0.2
International Fund	53.0	55.8	-0.1
European Fund	56.8	59.8	
North American Fund	50.0	52.7	-0.1
Pacific Fund	59.7	62.9	-0.2
Property Fund	50.1	52.8	
Fixed Interest Funds	49.5	52.2	
Index linked Sec Fund	48.9	51.5	+0.4
Deposit Fund	49.9	52.6	
NUAM Retirement Plans			
Mixed Fund	55.8	58.8	+0.3
UK Ordinary Share	62.5	65.8	+0.3
International Fund	54.3	57.2	+0.5
Property Fund	50.2	52.9	-0.2
Fixed Interest Fund	50.6	53.3	-0.1
Index Linked Sec Fund	48.5	51.1	-0.1
Deposit Fund	51.3	54.0	
NUAM (MF)			
Managed Fund	738.3	777.2	-1.5
Equity Fund	1549.2	1630.8	-6.0
Property Fund	311.4	327.8	
Fixed Interest Fund	364.6	383.8	+0.2
Deposit Fund	203.6	214.4	
International Fund	137.4	144.7	-0.1
Index Linked Sec Fund	48.9	51.5	+0.4

Norwich Union Life Insurance Soc.
PO Box 4, Norwich NR1 3NG 0603 622200
Pensionvestor* & Unit-Linked Plan*

Fixed Interest Fund	254.7	268.1
Index-Linked Sec Fund	140.7	148.1
Ordinary Share Fund	457.8	481.8
International Fund	138.0	145.2
Property Fund	157.1	165.3
Deposit Fund	160.8	169.2
Mixed Fund	311.6	328.0
Norwich Units March 16		897.8

*Prices as at March 3.

Pearl Assurance (Unit Funds) Ltd
252 High Holborn, London WC1V 7EB 01-405 8441

Prop. Dist. (Gross)(z)	137.4	144.6	
Prop. Acc. (Gross)(z)	215.7	227.0	
Equity (Gross)(z)	660.4	695.2	-4.1
Managed (Gross)(z)	456.0	480.0	-2.7
Prop. Acc. (Net)(z)	99.5	104.8	+0.1
Equity (Net)(z)	144.1	151.7	-0.7
Managed (Net)(z)	133.8	140.9	-0.7
International (net)(z)	130.0	136.9	-0.5
Pearl Assurance (Unit Linked Pens) Ltd			
Ret Man (Series 1)(z)	429.3	451.9	+1.0
Ret Man (Series 2)(z)	145.6	153.3	+0.4
Ret Cash (z)	110.6	116.5	+0.1

Phoenix Assurance Co Ltd
Phoenix House, Redcliff Hill, Bristol 0272 294941

Life Assurance Funds			
Wealth Assd.	398.2	419.2	
Ebr Ph Eq.	338.2	339.2	
Pension Plan Funds			
Phoenix			
UK Equity Acc.	169.9	178.8	-2.3
International Acc.	145.7	153.3	-2.0
Property Acc.	109.1	114.8	
Fixed Interest Acc.	142.5	150.0	
Money Acc.	120.8	127.1	+0.1
Bldg. Soc. Link Acc.	122.0	128.4	+0.1
Special Mnged. Acc.	151.9	159.8	-1.6
Phoenix/Framlington			
Intnl. Growth Acc.	110.0	115.7	
Amer. & Gen. Acc.	113.1	119.0	+0.4
Capital Tst. Acc.	174.1	183.2	+0.3
Japan & Gen Acc.	163.4	172.0	+2.9
American Turn. Acc	103.9	109.3	+0.5
Recovery Tst. Acc.	184.3	193.9	-0.9
Special Mngd Acc	149.8	157.6	+0.5
Phoenix/GT			
International Acc.	153.4	161.4	+1.1
US & General Acc	118.4	124.6	+1.2
Amer Spec Sits Acc	89.0	93.6	+1.4
Japan & General Acc	169.7	178.6	+2.2
Far East & Gen. Acc	173.8	182.9	+5.1
UK Capital Acc	165.4	174.1	+0.7
European Acc	172.2	181.2	+1.8
Special Mngd. Acc.	148.1	155.8	+1.8

Pioneer Mutual Insurance Co Ltd
16 Crosby Rd, N Waterloo, Liverpool 051-928 6655

Managed Fund	290.8	306.2
Man Pens Inc & Cap Fd	377.	397.5
Pens Mngd Fd (Init)	106.8	112.6
Pens Mngd Fd (Acc)	103.4	108.9
Pens FT30 Fd (Init)	110.3	115.9
Pens FT30 Fd (Acc)	157.8	166.2
Pens O'seas MgFd(Int)	162.8	171.2
Pens O'seas MgFd(Acc)	80.3	84.6
Pens Fxd Int Fd (Init)	85.5	90.0
Pens Fxd Int Fd (Acc)	103.1	108.6
Pens Deposit Fd (Init)	98.6	103.8
Pens Deposit Fd (Acc)	105.0	110.6

Premium Life Assurance Co Ltd
Eastchester House, Haywards Heath 0444 458721

American	100.0	106.0	-2.0
Building Soc. Fd.	150.0	158.0	+1.0
Balanced	237.0	250.0	+1.0
Deposit	151	159	
European	177.0	187.0	+1.0
GT Managed	168.0	177.0	
Gartmore Mngd	120.0	127.0	-1.0
German	134.0	142.0	+3.0
Gilt	159.0	168.0	
High Inc	117.0	124.0	-1.0
International Equity	186.0	196.0	+1.0
Japan	241.0	254.0	+1.0
Oppenheimer Mngd	122.0	129.0	+1.0
Property	198.0	209.0	+3.0
UK Equity	291.0	307.0	-1.0
Pension Funds			
American	106.0	112.0	-3
Building Soc. Fd.	135.0	143.0	
Balanced	169.0	178.0	-8
Deposit	136.0	144.0	
European	180.0	190.0	+5
GT Managed	194.0	205.0	+1
Gartmore Mngd	123.0	130.0	
German	135.0	143.0	+6
Gilt	128.0	135.0	
International Equity	122.0	129.0	+3
Japan	140.0	148.0	+3
Oppenheimer Mngd	128.0	135.0	+3
Property	140.0	148.0	+3
UK Equity	221.0	233.0	-3

Property Equity & Life Ass. Co
Baxter Ave, Southend SS2 6QH 0702 333433

Int Man Pension Fd	131.1	138.0
Int.Man.Crncy.Bd.Fd.		125.8
Flexible Prop Bd. Fd.		160.4
Flexible Money Bd. Fd.		289.7
Special Man. Inc. Fd.		115.8

Property Growth Assur Co Ltd
Leon House, Croydon CR9 1LU 01-680 0606

Property Fund		294.4	+0.1
Property Fund (A)		282.7	+0.1
Agricultural Fund		800.3	-0.1
Agric. Fund (A)		767.7	-0.1
Abbey Nat. Fund		255.4	+0.1
Abbey Nat Fd (A)		248.1	+0.1
Investment Fund		216.2	-1.9
Investment Fund (A)		209.8	-1.8
Equity Fund		778.1	-9.5
Equity Fund (A)		757.2	-9.2
Money Fund		278.5	+0.2
Money Fund (A)		270.9	+0.1
Actuarial Fund		358.1	-3.3
Gilt-Edged Fund		251.3	+0.1
Gilt-Edged Fd. (A)		251.3	+0.1
Retire Annuity		462.4	
Imped. Ann'ty		208.0	
International Fd		406.1	-4.7
Bldg. Soc. Life Fd		139.2	+0.1
Property Growth Pensions & Annuities Ltd			
All W'ther Ac. Uts	463.0	487.4	
Inv. Fd. Uts.		493.5	
Pension Fd. Uts.		368.7	+0.4
Conv. Pens. Fd.		440.8	+0.3
Cnv. Pns. Cap. Ut.		291.6	+0.1
Man Pens. Fd.		604.8	-5.9
Man Pens Cap. Ut.		415.9	-4.2
Prop. Pens. Fd.		371.0	
Prop.Pens.Cap.Uts		248.7	
Bldg. Soc. Pen. Ut.		385.6	+0.4
Bldg. Soc. Cap. Ut.		263.5	+0.2
Gilts Pens. Fd.		248.6	
Gilts Pens. Fd. Cap		192.6	
Equity Pens. Fd.		514.4	-6.8
Equity Pens. Fd. Cap		398.5	-5.4
Intl. Pens. Fd.		184.3	-2.3
Intl. Pens. Fd. Cap		163.8	-2.2

Providence Capital Life Ass. Co Ltd
30 Uxbridge Rd, London W12 8PG 01-749 9111

Equity Initial		138.1	
Do. Accum	194.3	205.0	-1.3
Fixed Interest Initial		84.5	
Do Accum	118.7	125.3	-0.4
Intl Initial		96.0	
Do. Accum	135.9	143.4	+0.7
Managed Initial		107.2	
Do. Accum	150.7	158.9	-0.1
Property Initial		116.6	
Do. Accum	162.8	171.8	-0.1
Money Initial		66.3	
Do Accum	92.8	97.9	
Special Market Initial		91.0	
Do Accum	112.1	118.3	+0.6
Japan Initial		101.8	
Do. Accum	125.5	132.4	+0.1
North American Initial		85.2	
Do. Accum	105.0	110.8	-1.3
Pacific Initial		70.5	
Do Accum	86.9	91.7	
Technology Initial		70.1	
Do Accum	86.4	91.2	+0.3
Nat Resources Initial		68.7	
Do. Accum	84.7	89.4	+0.2
Japan Growth Initial		172.5	
Do Accum	195.3	206.1	-0.6
European Initial		77.8	
Do. Accum	83.0	87.6	+0.6
Residential Prop Init		101.4	
Do. Accum	101.7	107.3	+0.1
Swiss Equities Init		45.5	
Do. Accum	45.6	48.2	
Hong Kong Init		46.6	
Do. Accum	46.7	49.3	-0.3
UK High In Equity Init		52.4	

Providence Capital Life—Contd.

Do. Accum	52.6	55.5	-0.4
Broker Fund			
Towerhill Mngd Fd Acc	64.1	67.6	+0.8
High Performance	66.4	70.0	-0.9
Investment Master		46.9	-0.3
Individual Pension Funds			
Equity Acc.	212.8	224.5	-1.9
Fixed Interest Acc.	131.0	138.2	-0.4
Intnl. Acc.	175.2	184.9	+1.1
Managed Acc.	169.0	178.2	-0.5
Property Acc.	131.2	138.4	
Money Acc.	98.6	104.1	
Special Market Acc.	158.4	167.1	+1.1
Japan Acc.	195.1	205.9	+0.3
North American Acc	137.4	145.0	-2.5
Pacific Acc	159.6	168.4	-0.1
TechnologyAcc	109.4	115.5	+0.5
Natural Resources Acc	136.0	143.5	+0.3
Japan Growth Acc	227.5	240.0	-1.9
European Acc	95.8	101.1	+0.6
Residential Pros Acc	102.6	108.3	
Swiss Equities Acc	45.6	48.2	
Hong Kong Acc	46.9	49.5	-0.4
UK High Inc Eqs Acc	53.2	56.2	-0.6
Broker Fund			
Towerhill Mgd Pen Acc	69.5	73.3	+1.0
Group Pension Funds			
Equity Acc	632.7	652.3	+4.4
Fixed Interest Acc	387.9	399.9	-1.0
Managed Acc	102.8	103.8	+0.6

Provident Life Assoc Ltd
Provident Way, Basingstoke RG21 2FZ 0256 470707

Unit Fund	840.7	848.5	+3.2
Equity Fund	207.0	197.1	+1.3
International Fd	144.4	187.5	+0.4
Fixed Interest Fd	149.2	142.1	
Property Fund	153.6	146.3	
Index-Linked Fund	129.9	123.7	+0.3
Deposit Fund	125.5	119.5	
Pens. Mixed (Ord) Fd	193.4	188.0	+0.7

Provident Mutual Life Assc. Assn.
Willian Rd, Hitchin, Herts SG4 0LP 0438 739000

Managed Ord	252.3	265.6
Managed Init	217.9	229.4
Equity Ord.	354.3	372.7
Equity Init	306.1	322.2
Index Linked Gilt Ord.	120.5	126.8
Index Linked Gilt Init	108.8	114.5
Overseas Equity Ord	270.4	284.6
Overseas Equity Init	233.6	245.9
Property Ord.	132.6	139.6
Property InitV	114.5	120.5
Fixed Interest Ord.	156.6	164.8
Fixed Interest Init	135.3	142.4
Deposit Ord	125.6	132.2
Deposit Init	108.5	114.2
Pension Funds		
Managed Ord	296.8	312.4
Managed Init	256.4	269.9
Equity Ord.	433.5	456.3
Equity Init	374.5	394.2
Pen Ind Lkd Gilt Ord	127.5	134.2
Pen Ind Lkd Gilt Init	115.1	121.2
Overseas Equity Ord	310.7	327.1
Overseas Equity Init	268.4	282.5
Property Ord	146.2	153.9
Property Init	126.3	132.9
Fixed Interest Ord	169.7	178.6
Fixed Interest Init	146.6	154.3
Deposit Ord	149.9	157.8
Deposit Init	129.5	136.3

Provincial Life Assurance Co Ltd
Stramongate, Kendall, Cumbria LA9 4BE 0539 33733

Managed Fd	513.4	546.2
Cash Fd	204.4	215.4
Property Fund	211.8	223.2
Equity Fund	589.0	625.7
Fxd. Int. Fund	265.7	282.7
International	296.0	312.0
High Income	396.9	422.3
Far East	350.9	373.4
North American	251.9	268.0
Special Sits	519.2	552.4
Technology	248.7	264.6
Extra Inc Fd	225.6	204.0
Convertible & Gilt Fd	132.4	140.9
American Income	111.3	118.5
Gilt Fund 20	280.2	298.1
European Fund	100.7	107.2
Managed Pens. Acc.	459.4	483.6
Deposit Pens. Acc.	198.1	208.6
Property Pens. Acc.	198.1	209.3
Fix. Int. Pens. Acc.	284.3	299.3
Equity Pens. Acc.	616.3	648.8
International Pens Acc	264.6	278.6
High Inc Pens Acc	400.3	421.4
Tech Pens Acc	167.3	176.2
N American Pens Acc	175.0	184.7
Far Eastern Pens Acc	331.1	348.6
Special Sits Pens Acc	413.0	434.8
Extra Income Pens Fd	252.5	265.8
Convertible & Gilt Pen	139.7	147.1
American Inc Pens	124.4	131.0
European Pens	102.8	108.3
Broker Funds		
KSA Managed Fund	144.3	151.9
McKenna Mngd Fund	142.0	149.5
Acorn Managed Fund	148.3	156.2
Portfolio 2000	145.8	153.5
Allied Ample Mngd Fd	135.6	142.8
Brian Foster Mngd. Fds	121.0	127.4
Archer Managed	117.0	123.2
Boxton Intnl Managed	112.6	118.5
BFP PR Inv Port	107.2	112.9
Chippendale	99.9	105.2

For Capital Unit and Other Prices ring 0534-33733

Prudential Assurance Co
Holborn Bars, London EC1N 2NH 01-405 9222
Prufund

Managed April 1	201.1	209.5

Prudential Pensions Limited
Holborn Bars, London EC1N 2NH 01-405 9222

Discret'ry April 1	126.21	129.98	-2.02
Equity Fund April 1	137.70	141.90	
Intntl Fund April 1	23.38	24.16	-0.18
Intl Bond Fd April 1	10.60	10.75	
Fixed Int April 1	62.10	62.91	
Index Linked April 1	49.22	49.95	
Property Fund April 1	64.82	68.65	
Cash Fund April 1	16.7555	16.7555	
Pru-Linked Retirement Plan			
Managed Fd April 1	316.7	329.9	
Cash Fund April 1	160.9	167.0	
Prudential Pensions Investment Account			
Pen Managed Fd Apr 6	130.2	137.1	-1.9
Pens UK Eq Fd Apr 6	210.4	221.5	-2.9
Pens Ltd Fd Apr 6	164.1	172.8	-1.9
Pens Fxd Fd Apr 6	123.4	129.9	+0.3
Pens Index Lk Apr 6	122.5	129.0	+0.7
Pens Cash Fd Apr 6	105.1	110.7	+0.1

Regency Life Assurance Co Ltd
55-57 High Holborn, WC1V 6DU 01-831 7481

Aggressive Pfflo Fd	113.7	119.6	+0.7
Balanced Pfflo Fd	301.4	317.2	+1.8
Cautious Pfflo Fd	111.0	116.8	+0.3
Elite Fund	110.5	116.3	+1.0
European Fund	103.6	109.0	+0.2
Far East Fund	123.4	129.9	+1.0
Fixed Interest Fund	237.5	249.9	-0.3
International Fund	282.2	297.0	+2.8
Money Fund	157.8	166.1	
N. American Fd	113.5	119.6	+2.0
Property Fund	369.7	389.1	+1.9
UK Equity Fd	369.8	389.2	+2.4
NCC Unity Bond	97.2	102.3	
Ashlands Sel. Inv. Fd	121.7	128.1	+0.8
Hardwick Growth Fd	125.7	132.3	+0.8
L.G.C. Master Fd	105.6	111.2	+0.4

All funds have equivalent pension fund. Series 2 prices above. Others available from Regency Life.

Reliance Mutual
Reliance House, Tunbridge Wells, Kent 0892 510033

Deposit Acc Fd	108.7	114.4	+0.1
Equity Acc Fd	250.6	263.8	-5.1
Managed Acc Fd	223.8	235.5	-3.9
Prop Fd (1st Issue)		426.6	
Prop Acc Fd (2nd Iss)	141.4	149.0	-0.3
Unit Trust Mn. Fd	97.0	102.1	-0.6
Rl. Pension Funds			
Deposit Acc	131.3	138.2	+0.2
Equity Acc	189.9	199.9	-5.3
Fixed Int Acc	137.6	144.9	-0.9
Gilt Indx Lnk Acc	116.8	123.0	-0.8
Managed Acc	170.8	179.8	-3.7

Royal Heritage Life Assurance Ltd
20 Clifton St, EC2A 4HX 01-920 0202/0733 262524

Multi Gwth		450.0		
Multi Gwth "A"	372.0	391.6		
Op Prop	291.4	306.8		
Op Equity	460.4	485.6	-0.9	
Op High Yld	320.2	337.1	-0.9	
Op Man	525.6	553.3	+0.8	
Op Dep	233.6	245.9	+0.2	11.12
Op Bnd	224.2	236.0	+0.1	
Op inc Dist	195.7	203.9	-1.7	9.98
Op Ha Man	322.8	339.8	+1.9	
Op US$	117.4	123.6		9.50
Op Emergin Co's	233.1	245.4	+4.6	
Pensions Fund—Series B & C Acc.				
Property	469.9	494.7		
Equity	2090.2	2200.3	+24.2	
Fixed Interest	511.5	538.5	-3.0	
Managed	1034.0	1088.5	+5.2	
Deposit	419.0	441.1	+0.1	
Gartmore Global	197.1	207.5	-0.1	
Gartmore NA	106.5	112.2		
Gartmore Pacific	226.1	238.1	-0.4	
Henderson Acc	168.4	177.3	-3.4	
Perpetual Mng	172.0	181.1	+1.0	
Framlington Mng	156.2	164.5	-0.4	
Oppenheimer Mng	154.0	162.2	-0.6	
Oppenheimer Euro	144.9	152.6	-2.5	
Hansard Mgd Pen Fd	118.3	124.6	+2.5	
City Capital Pen Fd	146.0	153.7	+3.6	
Silsala MPF	164.2	172.9	+4.2	
BTL Pensions Port	141.6	149.1	+3.7	
Beckman Pension Fund	109.5	115.3	+1.1	
Allea Pension Fund	172.1	181.2	+4.9	
Kinlaidmonder Cas Pen	119.8	126.2	+3.8	
Ascots Pen Port	158.8	167.2	+3.1	
Southern Cors Pen Fd	94.2	99.2	+0.8	

For Pensions Capital Units please ring ext 2285 or 2369

Baring Funds			
Australia	115.2	121.3	+1.6
Eastern	141.8	149.3	+1.2
Equity Income	109.4	115.2	+0.6
Europe	108.3	114.1	-2.4
Growth & Income	102.5	107.9	+0.5
Japan Special	104.7	110.3	+1.0
Japan Survival	98.5	103.7	+1.1
First Japan	102.6	108.1	+0.8
First North America	88.4	93.1	+0.1
First Smaller Co.	125.4	132.0	+0.2
Managers	125.4	132.0	+1.8
MIM Britannia—Series A			
American Growth	82.8	87.2	+2.8
European Smaller	116.7	122.9	-2.5
International Leisure	91.0	95.8	+0.5
US Income	85.1	89.6	+0.4
US Smllr Co's	122.7	129.2	+0.7
Commodity	104.5	110.1	-2.3
Extra Inc.	135.3	142.5	-0.2
Far East	146.4	154.2	+1.8
Fin Secs	207.4	218.4	+0.6
Gold	80.3	84.6	+0.5
Inc Growth	227.3	239.3	+9.0
Intl Growth	157.6	165.9	+1.3
Intl Recovery	224.2	236.1	+0.7
Japan Perf.	217.6	229.1	+3.2
Japan Smlr Cos	96.8	104.0	-1.8
Nat High	219.5	231.1	+0.7
Prop Shares	202.8	213.5	+0.8
Smaller Cos	254.4	267.8	+0.5
Univ Energy	53.0	55.8	+1.4
World Tech	137.3	144.6	+1.8
Man Growth	190.9	201.0	+1.8
Gilt	86.9	91.5	-1.3
Hong Kong	95.0	100.0	+4.3
Abel Growth	139.9	147.3	+1.7
European Perf.	97.6	102.8	+0.7
Gartmore Funds—Series A			
American	157.6	165.9	
Australian	113.4	119.4	+5.0
British	199.2	209.7	
Commodity	172.5	181.6	+1.1
European	149.4	157.3	+1.1
Extra Inc	195.5	205.8	
Far East	248.1	261.3	+1.9
Frontier Markets	87.1	91.7	+0.3
Intl Fixed Interest	89.0	93.7	
Global Strtgy	330.4	347.8	
Gold Share	84.	89.3	+1.5
Hedged American	126.4	133.1	
High Inc	222.0	233.7	-0.3
Hong Kong	113.8	119.8	+0.3
Income	313.5	330.1	+0.6
Japan	310.6	327.0	+2.8
Oil & Energy	134.9	142.1	
Special Sits	280.9	295.7	
UK Smlr Cos	259.8	273.5	+5.9
Man Gth	285.1	300.2	
Oppenheimer Funds			
Income & Growth	99.3	104.6	-6.3
Worldwide Recovery	120.9	127.3	+0.7
American Growth	91.7	96.6	+0.2
Japan Growth	97.4	102.6	+1.1
European Growth	114.1	120.2	+0.8
UK Growth	109.4	115.2	-0.6
Pacific Growth	98.3	103.5	+1.9
High Income	113.8	119.8	
Managed	110.0	115.8	
Perpetual Funds			
International Growth	109.0	114.8	+0.8
Income	107.1	112.8	-0.2
Worldwide Recovery	101.0	106.4	+1.0
American Growth	86.1	90.7	+0.9
Intl Emerging Cos	110.1	115.9	
Far East Growth	120.1	126.5	+0.9
European	104.5	110.0	+0.4
Managed	109.3	115.1	+0.7

Royal Heritage Life Assur.—Contd.
TSB Funds

American	99.1	104.4	+0.5
European	107.9	113.6	+0.7
Extra Income	123.5	130.1	+0.5
General	105.0	110.6	+0.8
Gilt & Fixed Interest	93.6	98.6	-0.4
Income	113.7	119.7	+44.7
Pacific	126.6	133.5	+0.6
International	111.4	117.3	+0.8
Natural Resources	139.3	146.7	+0.7
Selected Opportunities	115.8	121.9	+0.5
Managed	109.4	115.2	+0.6
Broker Managed			
Mansford Inv Port	157.2	165.3	
UFC Stockbroker Fund	120.5	126.9	
BTL Portfolio	140.2	147.6	
Allied Manhattan	131.8	138.8	-0.4
Gardener IMP	135.8	143.0	-1.8
Aquarius Inv PF	146.3	154.0	
Jones Baker	191.7	201.8	
Charles Stanley	323.4	340.5	
Brentdown	158.6	167.0	
Sittala Mng. CGF	139.2	146.	-2.4
Sittala Mng. HIF	144.3	151.9	-1.2
Aldra Growth	156.0	164.3	-2.7
Do. Inc.	146.4	154.2	-2.5
Ascots Mngd Fund	138.2	145.5	
Ascots Inc Portfolio	130.0	136.9	
Mambles Universal Mng	113.1	119.1	
Nenys Inc & Gwth Fd	121.1	127.5	
H&B Mngd Portfolio	208.5	219.5	+2.6
NIC Mngd Bond	143.4	151.0	
South York, Mangt	139.3	146.7	
City Capital Bond	145.4	153.1	+0.2
Birchwood	139.5	146.9	-0.8
Slade Investments	113.4	119.4	+1.2
Flex. Inv. Planning	141.0	148.5	
Pilling Trippier	86.3	90.9	
David Aaron Mngd Bd	157.7	166.0	-0.9
Invest. Mkng. Services	127.3	134.1	+1.4
P.W. Intl. Portfolio	163.7	172.4	
Hardwick Inv. Mngt	122.5	129.0	
The Ivy Growth Fd	104.7	110.3	
Baltic Prem Portfolio	100.2	105.5	+0.4
Chilbond	97.8	103.0	
Sterling Cap Grwth	112.1	118.1	
Analysis International	136.9	144.2	
Consultgn Smith Fund	61.7	65.0	
AJ Weatherer Mng Fd	99.3	104.6	-2.4
Redcliffe Inc & Gth	101.5	106.9	
Chelsea Inv Port	58.3	61.4	
Derek Gardner Mng	107.1	112.8	
GLJ Managed Fnd	116.1	122.3	
FEP Inv Port	111.6	117.5	-1.3
Western Counties Mng	134.4	141.5	
Saunders French Gth	129.4	136.3	
Bibby & Co Mng Fd	118.1	124.4	
YRA Portfolio	103.3	108.8	
Private Portfolio Fd	106.6	112.3	
Fosters International	148.2	156.1	-3.5
Jardine Mng Gth Fd	104.2	109.7	
The Tutors Intnl Fd	111.0	116.9	
Griffin Fin Serv	148.8	156.7	+0.6
Minster Fund	198.5	209.0	-1.7
MI Fin. Servs	102.6	108.1	
Richards, Longstaff	100.1	105.4	
Optimum PIP	123.3	129.8	
P.W. W'wide Ops	115.7	121.8	
B.P.S. Bond	162.0	170.6	-1.0
Knightsbridge Fd	97.6	102.8	
Campbell Cars Fd	95.0	100.1	
Stacey Chilters Fd	113.5	119.5	
Emical Invest Fd	126.6	133.3	-1.6
Spencer Hse MGD Fd	175.5	184.8	
H&B Consortrust	102.4	107.8	

Royal Life Insurance Ltd
New Hall Place, Liverpool L69 3HS 051-227 4422

Royal Shield Fd	588.9	623.1
Royal Life (Unit Linked Assurances) Ltd		
Managed Fund	240.8	253.4
Equity Fund	300.2	315.9
Property Fund	159.2	167.5
International Fund	323.5	340.5
Pacific Basin	187.8	197.6
United States Fund	143.3	150.8
Money Fund	128.4	135.1
Gilt Fund	177.6	186.9
Royal Life (Unit Lnkd. Pension Fds) Ltd		
Exempt Man Fd Acc	254.2	267.5
Exempt Equity Fd Acc	466.3	490.8
Exempt Prop Fd Acc	168.1	176.9
Exempt Intl Fd Acc	497.1	523.2
Exempt Gilt Fd Acc	188.1	198.0
Exempt Money Fd Acc	147.7	155.6

Save & Prosper Group
28 Western Rd, Romford RM1 3LB 0708-66966

Bal Inv Fd	405.8	429.5	-0.4
Deposit Fd#	227.3	240.2	
Gilt Fd	306.3	324.2	+0.3
Global Equity Fd	143.4	151.8	-0.2
Property Fd	55.6	58.9	
EquityPens.Fd	121.3	128.4	-0.4
Gilt Pens Fd	70.9	75.1	+0.1
High Inc Pens Fd	66.4	70.3	
Global Eq Pens Fd	119.1	126.1	-0.2
Man Pens Fd	108.7	115.1	-0.2
Prop Pens Fd	67.5	71.5	
A. G. Bond Fund	97.6	103.3	+.3
Shep Inv Fund	70.4	74.5	-0.1
Shep Pens Fund	65.6	69.4	-0.1

#Weekly dealings

Scottish Amicable Investments
150 St Vincent St, Glasgow 041-248 2323

Equity	367.8	387.2	-4.3
Fixed Interest	202.4	213.1	
International	253.8	267.2	-0.6
Property	139.8	147.2	
Cash	140.7	148.2	+0.1
Index Linked Gilt	120.2	126.6	+1.3
Managed	270.9	285.2	-1.7
Exempt Eq. Init.	249.6	262.8	-3.0
Do. Accum	340.6	358.6	-4.1
Exempt Fxd. Int. Init	167.2	176.1	+0.2
Do. Accum	228.2	240.3	+0.3
Exempt Intnl Init	196.0	206.4	+0.6
Do. Accum	267.6	281.7	+0.9
Exempt. Prop. Init	94.2	99.1	
Do. Accum	128.5	135.3	
Exempt Cash Init	118.0	124.3	
Do. Accum	161.2	169.7	+0.1
Exempt Man. Init.	198.1	208.6	-1.2
Do. Accum	270.4	284.7	-1.5

Scottish Equitable Life Assce. Soc.
28 St Andrew Sq, Edinburgh 031-556 9101

Mixed	148.5	156.4	-1.0
UK Equity	142.3	149.8	-2.2
International	159.8	168.3	-0.5
American	150.9	157.8	-0.5
European	160.4	168.9	-0.1
Japan	197.2	207.6	+0.2
Pacific	178.5	187.9	-1.6
Technology	146.9	154.7	-0.5
Fixed Interest	127.6	134.4	-0.3
Indexed Linked	102.6	108.0	-1.0
Foreign Bond/Currency	122.9	129.4	-0.5
Cash	105.550	111.107	+0.057
Pens Mixed	364.1	383.3	-2.8
Pens UK Equity	409.0	430.5	-6.9
Pens International	419.5	441.6	+0.5
Pens American	133.4	140.4	-0.5
Pens European	148.2	156.0	-0.4
Pens Japan	200.1	210.6	+0.6
Pens Pacific	154.5	162.6	-1.2
Pens Fixed Interest	179.6	189.1	-0.5
Pens Index Linked	120.9	127.3	+1.2
Pens Cash	144.682	152.298	+0.099
Pens Property	139.6	147.0	+0.1
Edinburgh Inv. Fund	182.0	191.6	-1.1
Edinburgh American	182.0	191.6	-2.2
Baillie Gifford Japan	142.8	150.4	-0.4

Scottish Life Investments
19 St Andrew Square, Edinburgh 031-225 2211

Property	120.0	126.4	
UK Equity	203.6	214.4	-3.4
American	157.6	166.0	-1.4
Pacific	204.2	215.1	-1.2
European	241.3	254.1	-0.6
International	187.7	197.7	-0.3
Fixed Interest	126.5	133.2	-0.1
Index Linked	115.0	121.2	+0.9
Deposit	115.8	122.0	
Managed	171.7	180.8	-1.5
Pens. Property	132.0	139.0	
Pens. UK Equity	230.7	243.0	-2.4
Pens. American	171.0	180.1	-1.7
Pens. Pacific	228.9	241.1	-1.4
Pens. European	277.8	292.5	-0.4
Pens. International	210.0	221.1	-0.8
Pens. Fixed Int	138.5	145.9	-0.2
Pens. Index Linked	118.5	124.8	+0.8
Pens. Deposit	130.3	137.3	+0.1
Pens. Managed	191.7	201.9	-1.8

Scottish Mutual Assurance Society
109 St Vincent St. Glasgow 041-248 6321

Flex End Mar 17	976.3	1006.5
Pen Mngd Feb 27	656.0	676.3

Scottish Mutual Investments
109 St Vincent St, Glasgow 041-248 6321

Safety Fund	134.8	141.9	-0.3
Growth Fund	145.1	152.8	-0.3
Opportunity Fund	149.5	157.4	
Cash Fund	106.7	112.4	
European Fund	201.9	212.6	-0.3
Gilts & Fxd Int Fund	116.3	122.5	
Index-Linked Fund	107.2	112.9	+1.0
International Fund	165.2	173.9	-0.8
North American Fund	127.3	134.1	-1.1
Pacific Fund	208.1	219.1	-0.5
Property Fund	107.6	113.3	
UK Equity Fund	153.0	161.1	-0.7
UK Smaller Cos. Fund	173.9	183.2	+0.6
Pens Safety Fnd	135.7	142.9	
Pens Growth Fnd	143.5	151.1	
Pens Opportunity Fnd	150.2	158.2	-0.4
Pens Halifax Fnd	110.3	116.2	
Pens Cash Fund	109.2	115.0	
Pens European Fnd	173.5	182.7	-0.3
Pens Gilts/Fxd Int Fnd	115.1	121.2	+0.2
Pens Index-linked Fnd	108.7	114.5	+1.3
Pens International Fnd	163.4	172.0	-0.7
Pens Nth American Fnd	147.9	155.7	-1.2
Pens Pacific Fnd	198.1	208.6	-0.5
Pens Property Fnd	107.9	113.6	
Pens UK Equity Fnd	147.8	155.6	-0.7
Pens UK Smlr Co's Fnd	164.8	173.5	+0.5

Scottish Provident Institution
6 St Andrews Sq, Edinburgh 031-556 9181

Mixed	170.3	179.4	-0.1
Equity	195.5	205.9	
International	196.9	207.3	-0.1
Property	115.5	121.7	
Fixed Interest	124.3	130.9	+0.1
Index-Linked	111.0	117.0	+1.3
Cash	117.0	123.3	+0.1
Pens. Mixed Init.	167.3	176.2	-0.1
Do Ord.	186.5	196.4	-0.1
Pens. Equity Init	197.9	208.4	
Do Ord	220.9	232.6	
Pens. Intnl Init.	194.3	204.7	-0.1
Do Ord.	216.6	228.1	-0.1
Pens. Property Init.	113.5	119.3	
Do Ord.	125.6	132.3	
Pens. Fixed Int Init.	126.5	133.3	+0.1
Do. Ord.	141.0	148.5	+0.1
Pens. Index-Lkd. Init.	103.2	108.8	+1.0
Do Ord	115.2	121.3	+1.1
Pens. Cash Init	118.3	124.6	
Do. Ord.	132.2	139.3	

Scottish Widows' Group
PO Box 902, Edinburgh EH16 5BU 031-655 6000

Inv Pol 1 April 3	528.5	528.9	-1.6
Inv Pol 2 April 3	487.8	513.5	-1.6
Inv Pol 3 April 3	476.1	501.2	-1.3
Inv Pol Cash April 3	185.9	195.7	+0.1
Mixed Fund	273.7	288.2	-0.4
Equity Fund	336.1	353.9	-1.2
Property Fund	147.6	155.5	+0.1
International Fund	270.0	284.3	-0.3
Fixed Int. Fund	200.8	211.4	-0.3
Index Stk. Fd.	120.6	127.0	+0.8
Cash Fd	137.1	144.4	
Pens. Mixed Fd. Ord.	332.9	350.5	-0.4
Pens Equity Fd. Ord.	393.0	413.8	-1.2
Pens. Prop Fd Ord.	170.8	179.9	
Pens. Int. Fd. Ord.	330.2	347.7	
Pens.Fxd.Int.Fd.Ord.	252.4	265.7	-0.4
Pens.Ind.Stk.Fd.Ord.	131.0	138.0	+0.9
Pen. Cash Fd. Ord.	174.2	183.5	+0.1
PM Man April 3	1402.2	1402.2	-1.8
PM St Ex April 3	1460.3	1460.3	-2.1
PM Prop April 3	159.3	159.3	
PM Cash April 3	191.3	191.9	+0.1
Ex Unit Acc April 1	643.2	664.2	

Shield Assurance Ltd
40 Uxbridge Rd W5 2BS 01-567 0700

Shield Inv Mngd	103.7	109.4
Shield Pensions Mngd	105.8	111.4

Skandia Life Assurance Co Ltd
Frobisher Hse, Nelson Gate, Southampton 0703 334411
Skandia Life Funds

Managed Fd	246.7	259.6	+1.0
Equity Fd	277.8	292.4	+1.5
International Fd	264.1	278.0	+2.1
Gilt Plus Fd	187.4	197.2	-0.2
Property Fd	158.7	167.0	
Deposit Fd	162.6	171.2	
North American Fd	127.5	134.2	+1.1
North European Fd	216.7	228.1	+0.7
Int. Recovery Fd	174.6	183.8	+1.7
Pacific Fd	186.0	195.7	+2.3

Skandia Life Assur.—Contd.

Skandia Fidelity Funds			
American	103.9	109.3	+0.9
American Equity Inc	182.7	188.1	+0.5
American Special Sits	101.6	106.9	-3.1
Australia	120.1	126.4	+1.6
European	121.6	127.9	
European Income	96.1	101.1	+0.2
Far East Income	111.8	117.6	+0.6
Gilt & Fxd Interest	94.6	99.5	
Global Convertible Tst	96.0	101.0	
Growth & Income	109.2	114.9	+0.7
Japan	117.1	123.2	+0.7
Japan Special Sits	113.2	119.1	+1.2
Managed International	105.5	111.0	+0.7
Maximum Income Equity	119.8	126.1	+0.9
South East Asia	146.7	154.4	+1.7
Special Sits	121.2	127.5	+1.2
Managed	110.8	116.6	+0.6
Skandia Framlington Funds			
American and General	104.8	110.3	+0.2
American T'around	104.5	109.9	+0.3
Capital	196.4	206.7	+0.9
Convertible & Gilt	145.0	152.6	-0.4
European	123.7	130.2	+0.9
Extra Income	215.1	226.4	+0.3
Financial	97.5	102.6	
Income	188.0	197.8	-0.2
Intl. Growth	106.4	111.9	
Japan and General	157.7	166.0	+2.1
Recovery	177.7	187.0	-0.6
Managed	142.2	149.6	+0.4
Skandia Gartmore Funds			
American	104.1	109.5	
Hedged American	138.5	145.7	
Australian	132.6	139.5	+4.0
British	169.4	178.3	
Commodity Shares	116.0	122.1	+0.6
European	177.4	186.7	+1.1
Extra Income	190.9	200.9	
Far Eastern	171.3	180.3	+1.0
Fixed Interest	126.7	133.3	
Frontier Markets	97.1	102.2	+0.2
Global	160.3	168.7	
Gold Share	108.3	113.9	+1.5
High Income	188.8	198.7	-0.1
(z)	145.2	152.8	+0.3
Income	209.5	220.5	+0.3
Intl Fixed Interest	101.4	106.7	
Japan	168.0	176.8	+1.3
Oil and Energy	106.1	111.6	
Special Situations	176.4	185.6	
UK Small Co. Recovery	192.9	203.0	+3.7
Managed	163.7	172.3	+0.2
Skandia Henderson Funds			
Special Situations	157.8	166.1	+1.9
Recovery	165.1	173.7	+2.3
Best of British	101.6	106.9	+0.3
Capital Growth	148.5	156.3	+0.3
Income and Assets	164.6	173.2	+1.2
Income and Growth	188.2	198.1	+1.3
High Income	189.8	199.7	+0.3
Extra Income	174.3	183.4	+0.2
Smaller Co. Divide	181.5	191.0	+1.5
Preference and Gilt	121.6	128.0	-0.3
Gilt Trust	112.0	117.8	-0.2
Gold Trust	148.6	156.4	
Fixed Interest	111.8	117.6	-0.1
Financial	186.2	195.9	+2.9
Global Resources Tst	134.8	141.8	+0.5
Global Healthcare	145.7	153.3	+1.9
Global Inc & Growth	126.0	132.6	+0.2
Global Technology	112.1	118.0	+1.0
International	150.4	158.3	+0.4
Australian	105.4	110.9	+0.7
European Income	98.6	103.7	+0.7
European	186.2	195.9	+0.6
European Sm. Cos	184.5	194.2	+0.6
Hong Kong	122.4	128.8	+0.7
Japan Trust	192.5	202.6	+4.5
Japan Special Sits	186.5	196.3	+3.2
Pacific Smaller Co.	149.3	157.1	+2.3
Singapore and Malays	79.8	84.0	+0.8
North American	112.4	118.3	+1.5
American Smaller Co.	113.1	119.0	+1.2
American Recovery	127.7	134.4	+2.1
Prime Residential	99.5	104.7	
Managed	158.1	166.4	+1.1
Skandia MIM Britannia Funds			
Growth Gilt	113.2	119.1	-0.1
Intl Recovery	151.1	159.0	+1.2
Smaller Companies	161.7	170.2	+0.9
National High Inc	189.9	199.8	+0.5
Extra Income	156.7	164.9	-0.2
Income and Growth	180.5	189.9	+0.1
Gilt	115.6	121.6	-0.4
Pref Shares	138.5	145.7	
Commodity Shares	121.6	128.0	+0.4
Financial Securities	144.3	151.8	+0.4
Gold	109.2	114.9	+0.7
Intl. Leisure Mark	141.7	149.1	+0.6
Intl. High Income	127.3	129.4	+0.4
Property Shares	194.6	204.8	+0.7
Universal Energy	74.1	78.0	+1.4
World Technology	87.8	92.4	+1.0
American Growth	132.9	139.8	+0.7
(z)	111.4	117.2	+0.3
U.S. Small Co	88.9	93.5	+0.4
Australian Growth	127.3	133.9	+1.3
Europe Perf	113.5	119.4	+0.6
European Sm Cos	152.4	160.4	+0.6
Far East	140.5	147.6	+1.2
French Growth	98.8	103.9	+0.6
Hong Kong Perf	145.7	153.3	+1.5
International Growth	138.3	145.5	+1.2
Japan Performance	174.2	183.3	+2.2
Japan Small Co	121.0	127.3	+0.5
UK Growth	149.2	157.0	+0.6
Managed	133.5	140.3	+0.8
Skandia Oppenheimer Funds			
American Growth	93.4	98.3	+0.2
European Growth	109.7	115.4	+0.6
High Income	118.9	125.1	
Income & Growth	106.2	111.7	-0.5
International Growth	107.2	112.8	+0.6
Japan Growth	100.6	105.8	+0.8
Pacific Growth	103.1	108.5	+1.6
UK Growth	112.8	118.7	+0.4
Worldwide Recovery	115.8	121.8	+0.6
Managed	109.3	115.0	+0.7
Skandia Perpetual Funds			
American Growth	102.0	107.3	+0.7
European Growth	102.5	107.8	+0.2
Far East Growth	124.1	130.6	+0.9
Income	109.5	115.2	
Intl Emerging C'os	105.3	110.8	+0.1
Intl Growth	108.2	113.8	+0.7
Worldwide Recovery	100.6	105.8	+0.8
Managed	108.1	113.7	+0.5
Skandia Royal Trust Funds			
Capital Growth	147.5	155.2	+0.9
Pacific Basin	144.7	152.3	+1.1
Fin. & Prop Share	189.4	199.3	+0.9
International	120.2	126.5	+0.9
Fixed & Convertible	125.8	132.4	+0.4
Equity Income	182.6	192.2	+0.5
High Yield	162.2	170.7	+0.7
Preference Share	139.2	146.5	
Smaller Companies	167.2	175.9	+0.2
Managed	164.0	172.6	+1.3
Skandia TSB Managed Funds			
TSB American	127.5	134.2	+0.6
TSB European Growth	111.4	117.2	+0.6
TSB Extra Income	174.8	184.0	+0.6
TSB General	155.7	163.8	+0.6
TSB Gilt & Fixed Int	117.8	124.0	-0.2
TSB Income	180.4	189.9	+0.7
TSB Nat. Resources	120.6	126.9	+0.7
TSB Pacific	166.5	175.2	+0.7
TSB International	144.5	152.1	+1.0
TSB Selected Opp.	170.2	179.1	+0.7
TSB Managed	133.6	140.6	+0.4
Skandia Pensions Managed Funds			
Pensions Managed	340.9	358.8	+2.0
Fidelity Managed	114.5	120.5	+0.8
Framlington Managed	195.8	206.2	+0.5
Gartmore Managed	215.6	226.9	+0.8
Henderson Managed	195.1	205.3	+1.8
MIM Britannia Managed	168.0	176.8	+1.3
Oppenheimer Managed	116.6	122.7	+0.9
Perpetual Managed	115.3	121.9	+0.9
Royal Trust Managed	184.7	194.4	+0.8
TSB Managed	167.3	176.1	+0.6

All funds have equivalent pension funds. Unit prices are available from Skandia Life

Standard Life Assurance Company
3 George St, Edinburgh EH2 2XZ 031-225 2552

Managed	391.4	412.1	-3.5
Equity	539.9	568.4	-10.4
Fixed Interest	233.3	245.6	-0.6
Index-Linked	125.4	132.1	+0.8
International	381.0	401.1	-3.7
North American	95.3	100.4	+1.2
Far East	103.3	108.8	+0.2
European	97.2	102.4	+0.5
Property	194.5	204.8	
Cash	163.7	172.4	+0.1
Pension Managed	507.3	534.1	-4.4
Pension Stock Exchange	1107.4	1119.1	
Pension Equity	729.2	767.6	-10.9
Pension Fxd Int	265.3	279.3	-0.1
Pension Index-Linked	146.4	154.2	+0.7
Pension International	538.6	567.0	-0.7
Pension Property	213.3	224.6	
Pension Cash	210.7	221.8	

Sun Alliance Insurance Group
Sun Alliance House, Horsham 0403 64141

Life Funds			
Managed Fund	408.7	430.3	-3.7
Equity Fund	538.3	566.7	-6.9
Fixed Interest Fund	275.4	289.9	+0.1
Index Linked Fund	166.9	175.7	+0.4
Property Fund	266.6	280.7	
International Fd	367.1	386.5	-4.5
North America Fund	127.8	134.6	-0.8
Far East Fund	197.3	207.7	-4.3
Deposit Fund	180.4	189.9	+0.1
Worldwide	104.1	109.6	-0.2
European	112.2	118.2	+0.5
Equity Income	122.8	129.3	-1.2
Pension Funds			
Managed	279.5	294.3	-2.9
Equity	321.0	337.9	-4.5
Fixed Interest	248.3	261.4	-0.1
Index Linked	195.0	205.3	+0.5
Property	161.2	169.7	+0.1
International	323.2	340.3	-4.3
Deposit	162.7	171.3	+0.1
Int Bond March 24	146.68		

Sun Life of Canada (UK) Ltd
2, 3, 4 Cockspur St, SW1Y 5BH 01-930 5400

Maple Leaf Plans		
Growth Account		906.3
Managed Account		471.7
Equity Account		672.1
Managed Fd. Accum	224.0	235.8
Equity Fd. Accum	303.8	319.8
Property Fd. Accum	153.2	161.3
Fixed Int. Fd. Accum	176.1	185.4
Intnl. Fd. Accum	299.8	315.6
Money Fd. Accum	134.0	141.1
Index-Ld.Scs.Fd.Accum	124.0	130.5
Pension Plans		
Pers. Pens. Account		911.6
Pens.Mgd.Acc.—Fd.Accm	428.3	446.7
Pens. Equity Fd. Acc.	167.1	175.9
Pens. Prprty. Fd. Acc.	117.1	123.3
Pens. Fixed Int Fd Acc.	134.2	141.3
Pens Int Fd Acc.	136.2	143.3
Pens Money Fd Acc.	118.7	124.9
Pens. Ind-Inkd Sec Acc.	107.8	113.5
Pens. Gtd Fd. Acc.	116.6	122.7

Sun Life Unit Assurance Ltd
St James Barton, Bristol BS99 7SL 0272 426911

Managed Acc.	478.6	504.1	-0.8	
Property Acc.	223.2	235.0		
Equity Acc.	667.8	703.0	-7.2	
Fixed Interest Acc.	221.1	232.8	+0.9	
Index-Linked Acc.	122.0	128.5	+1.6	
Cash Acc.	186.5	196.4		
American Equity Acc.	208.4	219.4	+2.2	
U.S Bonds Acc.	124.2	130.8	-2.0	
Japan Acc.	253.6	267.0	+4.6	
Pacific Acc	152.6	160.7	+1.4	
Far Eastern Acc.	453.8	477.7	+5.6	
International Acc.	362.4	381.5	+5.3	
U.S. Dollar Acc.	92.8	97.7	-0.5	
Yen Acc.	126.6	133.3	-0.9	
European Currency Acc	115.5	121.6	-0.8	
Distribution	195.2	205.5		
European	125.4	132.1	-0.9	7.50
Sun Life Pensions Management Ltd (funds for individual pension contract)				
Pens. Managed Acc.	546.5	575.3	+2.6	
Pens. Property Acc.	193.6	203.8	+0.1	
Pens. Equity Acc.	738.7	777.6	+1.1	
Pens. F Interest Acc.	229.4	241.5	+0.4	
Pens. Ind. Lnkd. Acc	126.4	133.1	+1.6	
Pens. Cash Acc.	204.7	215.5	+0.1	
Pens. Amer. Equity Acc	206.0	216.9	+2.5	
Pens. U.S Bonds Acc.	137.2	144.5	-2.2	
Pens. Japan Acc.	270.4	284.7	+2.9	
Pens. Pacific Acc.	199.9	210.5	+3.5	
Pens. Far Eastern Acc.	695.9	732.6	+9.3	
Pens Internat. Acc.	500.7	527.1	+6.1	
Pens. U.S Dollar Acc.	100.6	105.9	-0.6	
Pens. Yen Acc.	153.1	161.2	-0.9	
Pens. Euro. Curr. Acc.	130.4	137.3	-1.1	
Pens. Euro Acc.	129.3	136.2	-0.9	

Swiss Life Pensions Ltd
99-101 London Rd, Sevenoaks 0732 450161

Equity	£282.19	290.91
Fixed Int.	£169.64	170.49
Index Linked	£125.02	125.65
Property	£212.56	219.13
Cash	£147.30	147.30
Mixed	£241.12	248.58
International	£195.39	201.37

Next sub day April 8

TSB Life Ltd
PO Box 3, Keens Hse, Andover SP10 1PG 0264 62188

Managed Fund	161.5	170.1	+0.
Property Fund	119.1	125.5	
Fixed Int Fund	137.0	144.3	
Money Fund	120.9	127.3	
Equity Fund	214.4	225.8	+1.2
TSB Pensions Ltd.			
Managed Pension	506.4	533.2	-0.9
Deposit Pension	117.7	124.0	

Target Life Assurance Co. Ltd.
Target House, Gatehouse Road, Aylesbury, Bucks Aylesbury (0296) 394000

Managed	430.4	453.1	-3.4
Property	266.1	280.2	-0.4
Fixed Int.	163.2	171.8	-4.7
UK Equity	532.9	561.0	-2.0
Int. Equity	348.9	367.3	-1.2
Deposit	159.2	167.6	
Managed Property	258.7	272.4	-2.2
American Eagle	112.5	118.5	-1.4
Technology	106.6	112.3	+0.5
Worldwide Income	188.5	198.4	-1.0
Pacific	189.7	199.7	
Australian	102.6	108.0	+2.4
Japan	315.0	331.6	-2.1
Commodity	125.1	131.7	-0.8
Gold	176.1	185.4	+0.7
Financial	214.6	225.9	-1.0
Income	250.9	264.2	-1.1
Special Situations	244.9	257.8	-2.6
Preference	146.5	154	
Managed Currency	95.4	100.5	
European Spec. Sits	194.6	204.9	-0.3
Sterling	100.3		
Residential Property	99.8	105.1	
Pension Funds			
Managed Pension	1333.9	1404.2	-6.4
Gilt Pens.	373.9	393.6	+0.1
Property Pens.	773.2	813.9	-4.5
Equity Pens.	702.6	739.6	-0.2
Index-L. Plan	131.4	138.4	+0.5
Gtdr. Pen.	265.0	279.0	+0.1
Leicester Retirement	183.4	193.1	

Prices quoted are for Accumulation units

Teachers' Assurance Company Ltd
12 Christchurch Rd, B'mouth BH1 3LW 0202 291111

Managed Fund	192.7	201.8
Gilt & Fixed Int Fd	142.3	149.8
Cash Fund	126.4	133.1
Pensions Managed		
Pensions Deposit		

Transatlantic Life Assur Co Ltd
8 New Rd, Chatham, Kent Medway 812348

LACOP Units	£17.73	18.62

Trident Life Assurance Co Ltd
London Road, Gloucester 0452 500500

Managed	335.2	353.0	+1.6
Gtd. Mgd.	304.5	320.6	-0.7
Property	325.8	343.1	
American	259.6	273.4	+1.1
UK Equity Fund	380.6	400.8	+3.0
High Yield	463.4	487.9	+2.1
Gilt Edged	265.8	279.9	+0.2
Money	244.7	257.7	
International	269.0	283.3	+1.9
Fiscal	296.5	312.2	+0.6
Growth Cap.	299.1	314.9	+1.4
Growth Acc	384.2	404.5	+1.9
Pens. Equity Acc.	558.4	587.9	+5.5
Pens. Mngd.	530.6	558.7	+3.0
Pens. Gilt Edged	325.5	342.7	+0.4
Pens Dep	285.2	300.4	
Pens. Pty.	372.0	391.7	
Swiss Bond Fund	148.5	156.4	
Worldwide Fund	138.8	146.2	
Trl Inv. Bond	150.1	158.1	
Henderson Active	148.2	156.1	+1.2
Perpetual Active	167.9	176.8	+2.2
Henderson Pens	162.7	171.3	+1.5
Perpetual Pens	200.8	211.5	+2.9

Tunbridge Wells Equitable
Abbey Court, Tunbridge Wells 0892 41466

Assurances			
Capital & Income	286.0		302.0
Prize Plus Exempt		127.4	
Do. Taxable		119.0	
Beehive Bond Exempt		51.4	
Do. Standard		50.9	
Dominion Growth Exempt		75.2	
Dominion Growth		60.0	
Kinsman Funds			
Life Assurance	420.0	442.3	
Savings Narrow	184.5	194.3	
Savings Wide	447.4	461.2	
Pensions			
Managed Initial	95.0	100.0	
Do. Ordinary	95.0	100.0	
Deposit Initial	95.0	100.0	
Do. Ordinary	95.0	100.0	

For Tyndall Assurance/Pensions see AEtna Life

UK Life Assurance Co Ltd
Langham Hse, Holmbrook Dr, NW4. 01-203 5211

Managed	115.1	121.3
Property	113.1	119.1
Equity	124.1	130.7
International	117.7	123.9
Fixed Interest	102.1	107.5
Deposit	98.4	103.6
Langham Harvest Pensn	281.9	296.8
Langham 'A' Plan	109.8	115.6
Langham Prop Bond	385.0	405.2
Langham Wisp Managed	161.2	169.7

UK Provident
UK House, Castle St, Salisbury SP1 3SH 0722 336242

Managed	121.3	127.7
Property	101.3	106.7
UK Equity	129.0	135.6
UK Fixed Interest	108.3	114.0
Deposit	102.9	108.4
Index Linked	105.0	110.6
North American	118.6	124.9
Pacific Basin	157.7	166.0
Pens Managed	125.8	132.5
Pens Property	107.3	113.0
Pens UK Equity	139.9	146.3
Pens UK Fixed Interest	113.9	119.9
Pens Deposit	107.0	112.7
Pens Index Linked	102.6	108.0
Pens North American	128.4	135.2
Pens Pacific Basin	188.5	198.5

Vanbrugh Life Assurance
Portland Hs, Stag Place, Ldn SW1E 5BH 01-630 1661

Managed Fd	468.9	493.6	-2.2
Equity Fd	934.1	983.9	-6.5
Intnl. Fd.	379.9	399.9	-1.3
Fixed Int. Fd.	353.5	372.2	
Prop. Fd.	273.1	287.5	
Cash Fd	223.3	235.0	
Pacific Basin Fd	172.9	182.0	-0.7
North American Fd.	149.7	157.6	+0.9
European Fd	198.00	208.5	-3.9

Vanbrugh Pension Limited
Portland Hs, Stag Place, Ldn SW1E 5BH 01-630 1661

Managed	492.6	518.6	-1.0
Equity	706.7	743.9	-3.0
Global Equity	234.1	246.5	+0.3
Fixed Interest	349.3	367.7	-0.2
Property	252.0	265.3	
Cash	125.8	132.5	
Index Linked Gilt	156.8	165.1	+0.6
Guaranteed	9.00		
International Money	181.7	191.3	+0.4
North American Fd	95	100	
Japanese Fund	95	100	
European Fund	95	100	
Special Situations Fd	95	100	
Communications Fund	95	100	
Smaller Cos Fund	95	100	

Wesleyan & General Assurance Soc
Colmore Circus, Birmingham, B4 6AR 021-200 3003

Managed Fund	164.9	173.3

Windsor Life Assur Co Ltd
Royal Albert House, Sheet St, Windsor 868144

Accum. Pen. Units	567.2	597.1	-13.4
American	289.6	304.9	-7.3
Deposit	170.3	179.2	+0.2
Far East Fd	251.7	265.0	+10.0
Flex. Inv. Growth	288.1	303.2	
Fut.Ass.Gth.	240.0(B)	291.0(A)	
Gilt	226.6	238.7	-5.8
High Inc. Equity	281.8	296.6	+7.5
High Inc. Fixed Int	130.4	137.3	-1.2
Hedge Fund	330.5	347.9	-3.5
Index-Linked Gilt	129.4	136.2	+0.3
Initial Pen Units	403.7	424.9	-10.0
Investor Units	273.8	288.2	
Kiwi Key (Managed)	358.9	376.1	-9.1
N. Amer. Fund	233.7	246.0	+5.6
Open Plan Mngd Fd	232.0	244.2	-3.1
Pacific	299.9	315.7	+12.5
Property	168.9	177.8	-1.8
Ret Ass Pen		124.95	
Takeover Fund	357.1	375.9	-11.3
UK Equity	278.6	293.3	+4.8

MANAGEMENT SERVICES

Dawe M. Aaron (Personal Fin. Plnrs.) Ltd
Winslington Hse, Milton Bryan Woburn 0525 210041

D. Aaron Mngd Targ Bd	188.3	198.3
D. Aaron Mngd Targ Pens	98.8	104.0

The Analysis Group PLC
1 Park View, Harrogate, HG1 5LY 0423 523311

Life Managed Funds			
APM Managed (SH)	146.6	154.3	
APM Intnl Inv (RH)	95.7	100.8	
APM Bond Fund (Target)	96.1	101.2	
Pensions Managed Funds			
APM Exclusive Pen (RH)	134.9	142.0	+2.3
APM Mngd Pension (SH)	376.1	395.8	-1.9
APM Mngd Pens (Target)	77.6	81.7	+0.1
Unit Trusts			
Target Global Unit Tst			

Ashville Insurance Brokers Ltd
Ashville Fincl Mngt Ltd
28b Oxford Rd, Gomersal BD19 4PY (0274) 870445

Ash Disc. Man (SL)	118.3	124.6	+0.6
Ash Man. Fd. (SM)	131.9	138.9	+1.2
Ash Man Pen (SE) Fd	105.1	110.6	+1.2
Ash Disc Fd (C.R.)	117.8	123.9	+0.6
Ash Strat. Al. Fd.	104.3	109.5	+0.7

Bryan Walls & Partners Ltd
Panton Hse, 25 Haymarket, Ldn, SW1 01-930 8228

Schroder Pen Fd	98.3	103.4	-0.1
Target Pen Fd	60.7	63.9	+0.6

Cause de Vere Investments Ltd
63 Lincoln's Inn Fields, London WC2 01-404 5766

Portfolio Mngt Service	151.7	159.3

Dunarry Caine Financial Mgt. Ltd.
17 Holdenhurst Rd, Bournemouth 0202-296636

Albany Mngd Bond	125.5	132.0	+0.7
Albany Mngd Pension	150.7	158.6	+1.4
Ryl Heritage Mngd Bond	109.9	115.7	

FPS Management Ltd.
14-19 Old Park Rd, Hitchin, SG5 2JR. 0462 37911

Life Managed Funds			
Secure	109.1	115.0	-0.2
Balanced	117.4	123.7	-0.3
High Performance	114.1	120.2	-0.2
Pension Managed Funds			
Secure	116.4	122.6	-0.2
Balanced	126.4	133.2	-0.4
High Performance	122.1	128.6	-0.2

First Financial Services PLC
One Mitre Sq, London EC3A 5AN 01-283 2500

Private Fund Accum (z)	127.0	133.7

Fitzgrade Ltd
2nd Flr, 23 Maddox St, London, W1 01-409 3337

Prudent Fund (Sk)	102.9	108.3	+0.1

Investment Portfolio Services Ltd
15 Manchester Square, London W1M 5AE. 01-486 0177

IPS Investment Bond Managed Fd			
IPS Bond Fd.	170.7	179.7	+0.7
IPS Global Grwth Fd	104.9	110.3	
Specialists Acc Port	217.1	228.6	+2.0
Offshore Funds			
Target IPS Inv Port	12.10	12.44	+0.10
IPS Managed Pension Funds			
Target IPS Pens Fd	80.5	84.8	+0.5
Crown IPS Man Pens Fd	194.1	204.3	+1.1
Royal Herit IPS PFd	157.0	165.3	+5.7

Johnson Fry Plc
Princes Hs, 36 Jermyn St, LdnSW1Y 6DT 01-439 0924

J. Fry Man M&G Fd (z)	150.6	158.2
J Fry Man Trst PsFd(z)	100.2	105.5
J. Fry Man Vanbrugh Fd	103.1	108.6
J. Fry Norwich Union	95.1	100.1

Knight Williams & Company Ltd
33 Cork Street, London W1X 1HE. 01-409 0271

KW M&G Managed Inc	105.6	110.9	+0.3
KW Henderson Man 1	97.6	102.8	
KW Henderson Man 2	104.5	110.0	
KW GRF Managed	111.7	117.6	+0.5
KW Schroder Man	104.2	109.6	-0.1
KW Provncial Man	112.4	118.4	
KW CM&G Fd Man (z)	112.2	118.2	+0.7
KW Albany Man	104.3	109.8	
KW Crown Man	103.7	109.1	
KW Ryl Heritage Man	99.3	104.6	
K W M & G Cap	75.5	79.4	
K W Henderson Mgd 3	104.1	109.6	
K W Albany Man Int			

Lamont & Partners Ltd.,
48 Charles St, London, W1X 7PB. 01-629 4509

Private Mand Accum	182.6	192.3	+1.0

Management & Executive Ltd
Royal Hse, Sovereign St, Leeds 0532 435200

M&E RH Man Fd	153.3	161.4	
M&L GRF Man Fd(z)	135.0	142.2	+0.9
M&E Eq Law Man Fd(z)	112.7	118.6	+0.8
M&E Crown Man Fd(z)	114.3	120.3	
M & E Schrodr Man F	102.3	107.6	-0.5
M&E Schroder Pen Fd(z)	132.3	139.2	-0.9
M&E Target Pen Fd(z)	73.5	77.4	+0.3

Marsh Financial Management Ltd
2/4 Vale Ave, Tunbridge Wells. TN1 1DJ. 0892 515616

Marsh (M&G) Fund	124.6	130.9	
Marsh (M&G) Pens Fd	142.5	149.7	
Marsh (Target) Fund	124.6	131.2	+0.9
Marsh (Target) Pens Fd	70.0	73.7	+0.6
Marsh (Schroder) Fund	105.7	111.2	-0.8

Noble Lowndes & Partners Ltd
PO Box 144, Croydon 01-686 2466

Lowndes (Cler.Med.Ml)	113.7	119.7	+0.5
Lowndes (Scot. Eqnt.)	111.1	116.39	+0.5

The Norwinster Group
71, London Rd, Peterborough, PE2 9BB 0733 42200

Magd. Scot. Mut	119.9	126.3	
Pen. Scot. Mut	111.1	117.0	
Man-Schroder	109.0	114.7	-0.2
Pen Man-Schroder	113.1	119.0	-0.5
Man. Target	119.7	126.1	+0.9
Pen. Man. Target	59.4	62.6	+0.7

O'Halloran & Co/Countrywide
c/o 41, Broadway, Peterborough, PE1 1SJ 0733 44830

Managed Fd	124.1	130.7

PBR Fund Management Ltd.
146a Queen Victoria St, EC4V 5AP 01-236 4070

Flexi-Bond	146.9	154.4
Flexi Pension Bond	137.9	144.9
Managed Bond		112.2
Managed Pension		116.1

The Porchester Group
91 Wimpole Street, London W1M 7DA 01-493 9090

Porchester Managed Funds			
Albany (z)	121.7	128.1	+0.9
Cornhill (z)	107.0	113.0	
Irish Life (z)	121.6	128.1	
Royal Heritage (z)	106.0	111.6	+1.5
Schroder (z)	102.1	107.4	+1.0
Skandia (z)	123.0	129.4	-0.2
Target (z)	126.3	131.9	+0.5
Trident (z)	118.5	124.9	-0.6
Porchester Managed Pension Funds			
Albany (z)	136.5	143.6	+1.5
Schroder (z)	100.7	106.0	
Skandia (z)	131.3	138.2	-0.3
Target (z)	119.5	125.8	+0.2

Managed by Porchester Securities Limited

Sharp (Albert E.) & Co
12 Newhall Street, Birmingham B3 3ER 021-236 5801

Man-Clerical Med.	130.7	137.6	
Pens. Man-Schroder	520.5	547.8	+4.2

Towry Law & Co
57 High St, Windsor, SL4 1LX 0753 868244

Albany Life			
Clerical & Medical (z)	109.2	115.0	+0.6
Guardian Royal Exch	101.0	106.4	+1.2
M&G Ass (Life)	117.3	123.3	
M & G Ass (Pens)	139.9	147.0	
N. M. Schroder	99.6	104.8	-0.3
N. M. Schroder Pens	102.3	107.6	-0.4
Norwich Union Asst Mgt	55.6	58.6	-0.1
Royal Life (UnLnkAss)	110.0	115.7	
Scot Equitable (Life)	154.2	162.3	+1.4
Scott Equitable (Pens)	105.4	110.9	+1.0
Scot Mutual (Life)	160.7	169.2	
Scot. Mutual (Pens)	146.7	154.5	
Vanbrugh Life Ass 31/3	126.2	129.8	

University Medical General Ltd.
29 Gt George St, Bristol BS1 5QT 0272 276954

T/M Fd No. 1 (Skandia)	107.2	112.8	-0.2

J. D. Ward & Co Ltd
55 Lincoln's Inn Fields, WC2A 3LX. 01-242 2263

Target Mngd Bond	198.3	208.8	-1.5
Target Mngd Pension	133.2	140.3	-0.8
Albany Mngd Bond	162.9	171.4	
Albany Mngd Pension	210.2	221.2	

Yorkshire & Lancashire Investment Mgt.
2 Parson Lane, Clitheroe, BB7 2JN 0200 28066

Growth & Income (RH)	180.7	190.3
Ultra Bond (Roy.H)	150.9	158.9
Flexible Managed (Hen)	148.9	156.8
Global Managed (Schr.)	143.9	151.4
Security (Scot. Mutual)	102.8	108.3
Pension Fund (Roy.H)	125.3	131.9

OFFSHORE AND OVERSEAS

Actibonds Investment Fund SA
37 rue Notre Dame, Luxembourg Tel: 47971

Actibonds Inv	$36.18

Adig Investment
Postfach 708, 8000 Munich 1 Telex 524269

Adirenta	DM24.16	24.88	+0.02
Adiverba	DM152.29	159.90	+0.47
Fondak	DM64.06	67.26	-0.27
Fondis	DM64.11	67.32	+0.13

Albany Fund Management Limited
PO Box 73, St Helier, Jersey 0534 73933

Albany $ Fd. (CI)	$400.16	406.15	0.74

Next dealing April 10

Albany International Assurance Ltd
St Mary's, Castletown, Isle of Man 0624 823262

Global Sterling Fd	£1.013
UK Sterling Fd	£0.982
European Sterling Fd	£0.948
Nth American Sterling	£1.028
Japan Sterling Fd	£1.066
Sterling Fixed Int	£1.011
Global Dollar Fd	$0.995
UK Dollar Fd	$0.967
European Dollar Fd	$0.992
Nth American Dollar Fd	$0.991
Japan Dollar Fd	$1.036
Dollar Fixed Int Fd	$1.011

Alexanders Rouse (Bermuda) Ltd
POB 1179, Hamilton, Bermuda 809 295 2244

Systemtrend	$15.01

Alliance Capital Management Intl. Inc.
43 Upper Grosvenor St, London, W1 01-499 9606

Chemical	$8.58	9.30	
Global Bond Fund	$11.47	12.14	
Health Care	$17.36	17.36	8.26
Hi Grade Bond	$12.00	12.70	6.37
Hi Yield Bond	$10.04	10.62	11.53
International	$22.34	24.42	
Int'l Tech	$23.19	23.19	
Quasar	$72.80	72.80	
Mortgage	$9.69	10.25	9.83
Surveyor	$14.68	15.95	
Technology	$34.02	36.00	

Alliance International Currency Reserves
US Dollar Reserves Nov 24-30 0.000909 (4.89%pa)

Allied Dunbar International Fund Mgrs.
Allied Dunbar House, Douglas, IoM 0624-29411

A.D.I. Managed (z)	$0.506	0.538
A.D.I. Mad Currency(z)	$0.326	0.346
A.D.I. Worldwide Eq(z)	$0.541	0.575
A.D.I. Nth Amer Gth(z)	$0.489	0.520
A.D.I. Far East (z)	$0.775	0.824
A.D.I. Stlg Fxd Int(z)	$0.268	0.285

Allied Irish Fund Managers (CI) Ltd
Eagle Hse, Don Rd, St Helier, Jersey. 0534 76600

Sterling Currency Fd	£10.7241	9.61
Managed Currency Fd	£22.8367	18.57
Do Sterling Equivalent	£14.2507	12.35

Anglo-Swiss Assets Management Ltd
85 Pier Hse, Oakley St, London SW3 01-351 7712

Anglo-Swiss Cap	
Anglo-Swiss Inc	

Asset Global Funds Ltd
Abacus Hs, Mona St, Douglas, IoM. 0624-20097

French Equity	FFr109.0	116.0
UK Gilt	£10.80	11.40
UK Equity	£13.96	14.98
US Bond	$11.80	12.34

BAII Multicurrency (SICAV)
24, Bld Royal, Luxembourg Tel: 47641

US Dollars	$1146.13
Ecu	Ecu1106.69
Yen	Y206,944
French Franc	FFr10,170.80

BIA Bond Investments AG
10 Baarerstrasse CH6301, Zug, Switzerland

Barer Sfd March 31	SF10,700	11,500

BNP Inv Mgmnt (Jersey) Ltd
PO Box 158, St Helier, Jersey 0534 76811

BNP Intercurrency Fund Ltd			
US Dollar	$10.65		5.84
Sterling	£10.22		8.46
DMarks	DM30.75		3.33
BNP Intequity Fund Ltd			
North American	$12.35	12.85	
Far East	$18.71	19.46	
French Class	$12.75	13.27	

Julius Baer Bank & Trust Co Ltd
Butterfield House, Grand Cayman

Liquibaer J. Baer $Fd.	$1.492	1.498	
S-Baer, J Baer SFd*	$1.148	1.153	+3
DM-Baer, J.BaerDMFd*	DM1.069	1.074	+2

*Plus charge

Bamford Brandt Guernsey Mngt. Ltd
PO Box 71, St Peter Port, Guernsey 0481 26541

Tech and Comm.	£10.22	10.86	-0.69
Pac. Basin Fund	£84.88	90.05	+5.48
Western European	£19.62	21.01	

The Bangkok Fund
Bangkok First Inv & Trust Ltd (Inv Advisors)
300 Silom Road, Bangkok, Thailand
NAV March 31 Baht 469.75 (US$18.26)

Bankamerica Tst Co (Jersey) Ltd
PO Box 120, Union St, St Helier, Jersey, Channel Is.

Worldinvest Inc	$216.65	217.73	+3.20	7.60

Valued weekly on Wednesday

Banque Scandinave Fd. Mgrs. Ltd.
PO Box 1984, Grand Cayman, BWI 809-94-98244

SBL Int. Inv Fd. Ltd.		
Intl Equity Fd	$1.86	1.95
Intl Treas Bd Fd	$1.31	1.33

Barclays Unicorn International
1 Charing Cross, St Helier, Jersey 0534 73741

Unigilt Fund	46.6	48.4	10.60
Uni-American Gwth Tst	$25.70	27.80	0.80
Unibond Trust	$104.50	105.26	9.50
£Stg Multicrcy. Fd.	£12.92		9.25
US$ Multicrcy. Fd.	$23.44		5.34
DM Multicrcy. Fd.	DM43.75		2.68
Yen Multicrcy Fd	Y3542		3.16
Sterling Managed Fund	£10.06	10.42	
1 Thomas St, Douglas, Isle of Man 0624 23232			
Uni-Aust. Acc	123.5	131.2	1.8
Uni-Aust. Inc	129.3	137.6	0.8
Uni-Aust. Mineral Acc	100.4	106.9	1.0
Uni-Aust. Mineral Inc	106.7	113.6	1.0
Uni-Pacific Trust	396.6	422.0	0.8
Uni-International Acc	135.6	144.3	0.3
Uni-International Inc	138.3	147.2	0.3
Uni-UK Equity Acc	103.8	110.5	0.3
Uni-UK Equity Inc	106.7	113.6	0.3

Baring Fund Managers (Guernsey) Ltd
PO Box 71, St Peter Port, Guernsey 0481 26541

Baring Currency Fund Ltd	
US Dollar	$11.16
Sterling	£21.98
Deutschemark	DM32.12
Japanese Yen	Y3,364
Managed	$26.16

Baring International Group
1907 Edinburgh Tower, Hong Kong 01-588 6133

Australia	$23.00	24.76	1.0
Hong Kong	$28.71	30.75	2.70
Japan Tech.	$43.08	45.95	
Japan Fund	$20.89	22.32	1.0
Japan New Gwth Fd	$11.95	12.81	1.00
Malay Stng	$24.86	26.48	1.00
Octopus Fund	$10.13	10.85	
Pacific Fd.	$35.002	36.752	1.5
Pacific Intl Fd.	$20.57	21.56	
Bond Fd	$14.516	15.241	6.56

Barrington Mgmt (CI)—Barrington Fd
Kleinwort Benson Hse, St Helier, Jersey 0534 78866

Intl Inc April 2	140.0	147.0	1.78

Bishopsgate Commodity Ser. Ltd
PO Box 42 Douglas, IoM 0624 23911

ARMAC Feb 2	$75.72	80.50
COUNT Feb 2	£5.054	5.360

Original issue *$10 and **£1. Next value April 6.

Brazil Capital Services Ltd
20 Copthall Avenue, London, EC2R 7PA 01-588 6064

The Brazil Fd Feb 20	US$2 765
Brazilian Eq Hldgs	

Bridge Management Guernsey Ltd(a)(c)(h)
PO Box 311, St Peter Port, Guernsey, CI 0481 710711

Vickers da C Bond Acc	£1.504	1.527
Vickers da C Bond Inc	£1.327	1.347
Worldwest Cap Id Acc	$1.794	1.846

Bridge Management Ltd
GPO Box 590, Hong Kong

N'sshi March 31	Y9060	9700	.00
Nippon Fund Mar 31	$90.57	94.63	0.11

Brown Shipley Fund Mngmt (CI) Ltd
PO Box 583, St Helier, Jersey 0534 74777

Sterling Bdfh (Daily)	10.77	11.15		9.58
Sterling Cap (Daily)	22.86	22.86		
Intl Bond (Daily)	$16.30	17.21	+0.13	5.17
Int Currency (Wed)	1.40	1.46		2.38

Butterfield Management Co Ltd
PO Box 195, Hamilton, Bermuda 809-29 51111

Buttress Capital	$16.08	
Buttress Equity Acc	$8.15	8.52
Buttress Inc Acc	$4.98	5.14

CAL Investments (IoM) Ltd
16 St Georges Street, Douglas, IoM 0624 20231

CAL C & C*	55.5	58.9

*Dealings Monday. **Dealings daily

CRC Asset Management Limited
PO Box 208, St Peter Port, Guernsey 0481 26268
CRC Balanced Growth Fund—19th Feb

Far East Class	$16.43	17.26
International Class	$13.70	14.39

Capital International
43 Boulevard Royal, Luxembourg

Capital Int. Fund	$74.41

Cater Allen Investment Management (CI)
29a Broad St, St Helier, Jersey, CI 0534 78098

CA Dollar Inc Fd	$10.25	10.27	6.62
CA Gilt Edg Fd	£13.70	13.77	10.17

Charterhouse Bank
1 Paternoster Row, London EC4 01-248 4000

Emperor Fund	$17.90	18.48	0.00
Euro Global Inv Fd.	DM96.06	101.48	0.46

Charterhouse Fund Mngt. (C.I.) Ltd
Charterhouse Bldg, Bath St, Jersey 0534 79437

Charterhouse International Capital Fund Limited			
£ Sterling	16.74		9.95
US$	14.92		5.31
D Marks	49.38		3.41
Swiss Francs	44.09		2.26
Fr Francs	171.66		7.46
Dutch Guilders	41.97		4.01
ECU's	21.50		6.15
Japanese Yen	3146		2.73
Belgian Francs	805.98		5.82
Sterling Bond	£0.95	0.99	9.00
International Bond	$1.48	1.54	7.00
Managed Currency	$1.49	1.55	8.08
Charterhouse International Income Funds Ltd			
£ Sterling	10.01		10.9
US$	15.02		5.01
D. Marks	40.02		3.34
Swiss Francs	38.02		2.51
Fr Francs	101.10		7.64
Japanese Yen	Y3002		2.52
Ecu's	20.02		6.05
Sterling Bond	£0.94	0.98	

Citibank (CI) Ltd "Citifunds"
Green Street, St Helier, Jersey, CI 0534 70334

Liquidity Funds			
Deutschmark		23.0627	+0.002
Yen		2389.121	+0.184
Sterling		7.212	+0.003
Swiss franc		21.566	
US dollar		13.249	-0.009
Managed		13.512	+0.015
Short term Investment Funds			
Deck'd'd April 2		224.067	-0.031
Irish £ April 2		74.011	+0.136
US $ April 2		10.920	-0.005
Equity Funds			
Global Bond Mar 30	10.351	10.536	
US$ Bond Mar 30	10.052	10.197	
Glob Equity Mar 30	12.800	13.026	+0.183
US EmHthCare Mar 23		12.121	
US Spc Sits Mar 30		11.817	+0.083
US Em Tech March 30	10.616		
Citicare Mar 30		18.596	

Cortexa International
10a Boulevard Royal, Luxembourg

Cortexa Intnl.	£130.92	+0.27

Craigmount Fixed Int. Mngrs. (Jersey)
PO Box 195, St Helier, Jersey 0534 27561

Gilt Fund (Jsy.)	80.6

Valued weekly Wednesday

Credit Suisse
23 Avenue Monterey, Luxembourg

CS Money Mkt Fd US$	$1200.9	1200.95
CS Money Mkt Fd DM	DM1119.85	1119.86
CS Money Mkt Fd£	£1196.54	1199.86
CS Money Mkt Fd Yen	Y106,320	106,321
CS Short-Tm Bd $ A/B	$101.44	101.45
CS Short-Tm Bd DM A/B	DM103.00	103.01

DWS Deutsche Ges. F. Wertpapiersp
Grueneburgweg 113, 6000 Frankfurt

Investa	DM63.16	66.35
Provesta		
Inrenta		

Daehan Investment Trust Co Ltd
44-5, Yoido-dong, Yongdungpo-ku, Seoul, Korea
Korea Trust NAV Mar 28. Won 32,867 (US$38.77)
Seoul Trust NAV Mar 30. Won 29,029 (US$22.45)

Dentrust Management (Guernsey) Ltd
PO Box 93, St Peter Port, Guernsey 0481 711818

Dentrust Limited	DKr88.8	89.4

Dean Witter World Wide Investment Trust SA
14, Rue Aldringen, Luxembourg

NAV	$20.70	+0.07

Delta Group
PO Box 3012, Nassau, Bahamas

Delta Inv Mar 31	$7.43	7.80
Delta Stlg March 27	£5.6341	5.9123

London Agents: Kleinwort Benson Tel: 01-623 8000

Deutscher Investment-Trust
Mainzer Landstrasse 11-13, 6000 Frankfurt

Concentra	DM34.99	36.86
Int. Rentenfonds	DM73.71	75.59

Drexel Burnham Lambert
77 London Wall, London, EC2 01-920 9968
Finsbury Group Limited NAV Mar 27. $162.20.
Winchester Capital Limited NAV Mar 27. $101.28.
Winchester Diversified Limited NAV Feb 28. $17.18.
Winchester Financial Limited NAV Feb 28. $8.95.
Winchester Frontier Limited NAV Feb 28. $167.24.
Winchester Recovery Limited NAV Feb 28. $100.51.
Winchester Reserves Limited Current Yield 5.9%
Worldwide Special Fund NV NAV Mar 27. $2,913.56.
Worldwide Securities Limited NAV Mar. 27. $84.92.

Dreyfus Intercontinental Inv. Fd.
PO Box N3712, Nassau, Bahamas

NAV March 31	$56.16	59.74

Duncan Lawrie Inv. Mgt. Ltd
Victory Hse, St Peter Port, Guernsey 0481 28034

DL Sterling	£121.1	127.2	4.5
DL International	$1.93	2.05	1.84

Dunedin Unit Trust Mgrs (Bermuda) Ltd
Bank of Bermuda Building, Bermuda 809 295 4000

America Trust	$12.97	13.56

Dunn & Hargitt Group
6 Ave Lloyd George, 1050 Brussels 02/640 32 80

Commodity Pool	$211.54
Currency & Gold Pool	$100.61
Trans World Fut. Pool	952.78
Winch'tr Life Fut Pool	545.82

EBC Trust Company (Jersey) Ltd
1-3 Seale St, St Helier, Jersey 0534 36331

International Income Fund			
US$ Dep Short A	$1.4921		
Do. Dst	$0.9694		
Mxd.Cur.Sh't term B	$1.5858		
Do. Dst	$1.1302		
Eurobd.Long Term	$30.44	30.75	
European Banking Traded Currency Fund*			
Income	£14.06	14.502	
Capital	£17.67	18.220	8.26

*Offer price includes 3% prelim. charge

European Banking Currency Income Fund*		
Income	£9.78	10.2795

*Offer price includes 5% prelim. charge

Elders (Switzerland) Invest. Mngt. SA
C.P 406, 2001 Neuchatel, Switzerland
Tel: 01041 (38) 247979 Tlx. 952 710 FMTR

Elders Aust Invst. Tst	A$107.50	113.75
Elders Inter. Inv. Tst	SF98.00	103.75

Equitlink International Magt Ltd
P.O Box 264, St. Helier, Jersey, C.I. 0534 71048
First Aust Prime Inc Inv Co Ltd. NAV April 3 $9.92.

Equity International Management Serv's Ltd
5 Arlington St, London SW1A 1RA 01-629 3319
London Agents
Equity International Select Financial Fund Ltd
PO Box 694, Edward St, Grand Cayman, B.W.I.

Financial Future Class	
Select Princ.Cl. (3yr)	
Select Ret. Cl. (5yr)	

Equity & Law International Fund Mgs Ltd
Victory Hse, Prospect Hill, Douglas, IoM 0624 77877

European Equity	142.5	151.5	+1.4
Far Eastern Equity	$1.944	2.068	+0.019
North American Equity	$1.306	1.389	
UK Equity	131.9	140.3	+0.9
Global Equity	102.9	109.4	+0.8
UK Gilt & Fixed Int	102.2	108.7	-0.1
Deutschemark Deposit		DM4.931	
Dollar Deposit		$0.994	
Sterling Deposit		101.1	
Yen Deposit		Y489.4	
Managed Currency	113.5	120.7	+0.4

Equity & Law International Life Assur Co Ltd
Victory Hse, Prospect Hill, Douglas, IoM 0624 77877

European Equity	76.0	81.7	+2.6
Far Eastern Equity	$1.006	1.081	+0.012
North American Equity	$0.693	0.745	-0.018
UK Equity	68.2	73.3	-2.7
UK Gilt & Fixed Int	55.0	59.1	-0.5
Dollar Deposit	$0.504	0.541	
Sterling Deposit	53.6	57.6	+0.1
Managed Currency	58.4	62.7	+0.2
International Managed	70.6	75.9	+0.8

Ermitage Management Ltd
19 Royal Square, St Helier, Jersey, CI 0534 76007

External Fund	$30.47	30.78	
£ Sterling Equivalent	£18.98	19.18	
Bond & Cash Fd	£11.42	11.48	5.80
Cash Fund		£26.53	
F.S. Persns	$10.54	10.65	

Ermitage Management Cayman Ltd
PO Box 2192, Grand Cayman, BWI

GAM Ermitage Intnl	$11.18	
GAM Ermitage Inv Inc	$15.89	
GAM Ermitage Lnd	$22.29	
Ermitage Dollar Fd	$13.48	
Mimco	$14.07	14.21

Eurolife Assurance Group
5-11, Mortimer St, London W1N 7RH 01-631 0778

Sterling Eurobond Fd	133.1
Intnl Eurobond Fd	134.3
Discretionary Fund	117.3

S.G. Europe Obligations SA
4 Avenue de la Liberte, Luxembourg
London Agent: FFS, Salisbury House, London Wall EC2M 5TA Tel. 01-920 0776 Telex 887281

Europe-Obligations	$83.00	+0.14	11.1

Europe Prestige Fund SA
37 Rue Notre Dame, Luxembourg Tel 47971

Europe Prestige Fd	Ecu11.15	+0.02

European Life (Channel Islands) Ltd.
Bordage Hse., St Peter Port, Guernsey 0481 710811

Concord Fixed Interest	106.11	107.17
Concord Equity	105.80	106.86
Concord Mngmg	110.11	111.21

هكذا صدر الأصل

من الأصل

FT UNIT TRUST INFORMATION SERVICE

Eurotax Investments Ltd
1 Athol Street, Douglas, Isle of Man
UK Agents FIS St Albans 0727 41122
Eurotax In.Fd. 96.24 101.31

FFM Futures Fund Ltd
PO Box 1540, Hamilton, Bermuda (809-295) 7447
FFM Fund March 25 132.5 135.3

Far East Growth Fund
10a Boulevard Royal, Luxembourg (352) 40890
Far East Growth 99.62

Fidelity International
9 Bond St, St Helier, Jersey, CI 0534 71696
Dealers: 33201. PO Box 670, Hamilton, Bermuda
American Assets (z) 112.70 118.34 +1.18 0.44
Am Val II Com Mar 31 568.69 76.02
Am Val II Prf Mar 31 $100.98 101.26 3.00
Australia (z) 20.74 21.78 +0.29
$ Bond Fund (z) 8.76 6.00 9.20
Discovery Fund (z) 15.20 15.96 +0.34 0.40
Dollar Savings Tst.(z) $139.04 159.08 +0.02 5.41
Far East (z) 51.45 54.02 +0.15 0.14
Frontier (z) 21.13 22.19 +0.22
Global Industries (z) 13.31 13.98 +0.22
International (z) 13.67 14.35 +0.09 0.37
Oriest Fund (z) 73.98 77.05 +0.22
Pacific (z) 278.40 292.32 +1.09 0.51
Special Growth (z) 29.07 30.52 +0.28 0.51
World (z) 63.44 66.61 +0.68 0.24
Gilt Fund (z) 27.90 28.50 9.60
American Inc. Tst. (z) 110.90 117.6 +0.1 5.00
Intnl. Inc. Tst. (z) 124.2 132.2 +0.4 4.30
$ Fixed Int. Tst. (z) 60.40 63.00 4.70
Sterling American (z) 121.00 128.80 +0.30

First Convertible Securities Fund
2 Boulevard Royal, Luxembourg 47911
NAV April 2 $11.27

Fleming Group
London Agents R.F.: 25 Copthall Ave, EC2 01-638 5858
Fleming Amer Fledg 821.16 22.14
Fleming Japan Fund Y26,522 27,757
Fleming Internatl Fd 824.49 25.50

Forbes Securities Management Ltd
PO Box 887, Grand Cayman, BWI
London Agents: 01-839 3013
Gilt High-Income 70.6 74.4xd 12.50
Gold Inc 8.43 13.90
Dollar Inc 8.51 -0.60
Gold Appreciation 5.34
Strategic Trading 1.26

Foreign & Colonial Management Ltd
1 Laurence Pountney Hill, London EC4 01-623 4680
F&C Atlantic April 1 $18.85
F&C European March 31 $32.73
F&C Oriental April 1 $57.32
Weekly dealings
14 Mulcaster Street, St Helier, Jersey 0534 27471
Foreign & Colonial Reserve Asset Fund
A-US$ Cash $10.99 5.82
B-Multicurrency Cash $13.48 6.97
X-Cash $10.25 10.21
C—US$ Bonds $19.38 5.88
D—Multic'ncy Bonds $17.60 6.60
E—Sterling Bonds 12.00 9.38
F—D Mark Bonds DM10.68 5.04
G—Yen Bonds Y1,195 4.45
H—Ecu Bonds 11.03 7.10
L-UK Equities 11.89 9.38
M—US Equities $19.47 3.12
N—Japanese Equities Y1,150 4.50
O-Global Equities $11.57 5.80
Z-Gold $10.24 5.00

Formosa Fund
c/o Hoare Govett Asia Ltd, Heron Hse, 319-325 High Holborn WC1 01-404 0344
NAV NT$30.1. IDR value US$15.342.

Framlington Overseas Fund Mngt. Ltd
PO Box 71, St Peter Port, Guernsey 0481-26541
Far East Fund(Wed) $0.899 0.946 0.08
Income & Growth (Thur) $0.730 0.768 2.85
Managed Portfolio $0.709 0.746 +0.005 0.00

Frankfurt Trust Investment—GmbH
Wiesenau 1, D-6000 Frankfurt
FT-Interzins DM44.40 45.73
Frankft. Effekt. Fd DM131.12 144.34

Frobisher Fund Limited
PO Box HM1735, Hamilton, Bermuda 809 295 7447
NAV Mar 30 $5.76 -0.09 -0.02

GT Management (UK) Ltd
8th Floor, 8 Devonshire Sq, London EC2M 4YJ
Tel: 01-283 2575 Telex: 886100
London Agents for:
Anch Gilt Edge (z) 10.21 10.26 +0.01 10.53
Anch Intl Fd Mar 10 $19.08 19.69 0.85
Berry Pac Strlg (z) 16.69 17.55 +0.22 0.86
GT Apld Science Fd (z) $16.88 +0.22
GT Asean HK Grth (z) $24.23 +0.06 0.70
GT Asia Fd. (z) $9.34 +0.10 0.21
GT Asia Sterling (z) 87.82 92.24 0.20
GT Australia Fd. (z) $38.10 +0.55 1.18
GT Berry Japan Fd (z) $22.98 +0.06 0.37
GT Biotech Hlth Fd (z) $12.50
GT Bond Fund (z) $16.41 -0.02 6.09
GT Deutschland Fund $9.57 +0.19
GT Dollar Fd. (z) $23.25 -0.10 0.74
GT Dlr (Stlg) Fd (z) 33.33 35.01 -0.51 1.78
GT Europe Fund (z) $26.97 -0.28 0.07
GT Euro Smlr. Co (z) $28.05
GT Global Tech Fd (z) $19.39 -0.22
GT Hnshu Pfnder (z) $39.29 +0.80
GT Japan Sm Cos Fd(z) $73.46 0.33
GT Newly Ind Fd (z) $25.30
GT Strat Hldgs Fd (z) $10.70
GT Technology Fd (z) $34.98 -0.31 1.78
GT US Smllr Co's Fd(z) $12.92 -0.04

Gartmore Fund Managers Ldn. Agents
2 St Mary Axe, London, EC3 01-623 1212
Gartmore Fund Managers International Ltd
6 Caledonia Place, St Helier, Jersey 0534 27301
Gartmore Capital Fund Ltd (a)
Sterling Deposit Fd £1.021 9.42
US$ Deposit Fd $1.005 5.60
DM Deposit Fd DM5.010 +0.001 3.05
Yen Deposit Fd Y501.7 3.35
Swiss Fr Dep. SFr5.016 3.73
European Fund £1.72 +0.002 0.6
North American Fd $1.63 +0.003 0.5
Japan Fd ¥4.16 +0.001
Pacific Basin Fd $2.43 -0.001
Int Growth Fd $2.67 +0.001 0.6
Hong Kong Fd $1.91 -0.02 2.00
ECU Fund Ecu1.04 +0.01 8.00
Sterling Fd £1.14 9.25
Int High Inc Fd $1.34 +0.001 8.20
Yen Bond Fund Y9,979 2.50
Capital Strategy Portfolio Limited
Income Portfolio £1.17 -0.002 9.27
Growth Portfolio £1.17 -0.002 0.85
Balanced Portfolio £1.13 -0.001 4.21
Gartmore Fd Mngrs (Far East) Ltd (a) (b)
3608 Two Exchange Sq, 8 Connaught Place, Central, HK.
Australia Tst Mon. 9.496 10.221 0.83
Japan Fd Tue. 78.96 84.84 1.46
N. American Tst Wed 29.979 32.254 0.71
Intl. Bond Fund Thu. 14.034 14.702 6.76
Pacific U. Tst. Fri 18.481 19.742 0.94
Oriental Ventures Tst 65.96 67.32 0.59
Japan Warrant Fd 2.69 2.78
Hong Kong Trust 18.268 18.651 1.61
Managed Trust 19.65 19.66 0.61
Oriental Ventures Tst 17.087 19,488 1.34
Singapore Trust 11.587 12.294
Gartmore Fund Managers (IoM) (a)
PO Box 32, Douglas, Isle of Man 0624 23911
Intl. Inc. Thurs 26.1 27.7
Intl. Grth. Thurs 49.9 53.1

Assicurazioni GENERALI SpA
PO Box 132, St Peter Port, Guernsey, CI
Sterling Managed Fd £200.54 211.09
Dollar Managed Fd $194.21 204.43

Gertrust SA
22 rue de la Cite, 1211 Geneva, Switzerland
Samurai Portfolio FFr202.65 220.80 -0.20

Global Asset Management Corpn.
PO Box 119, St Peter Port, Guernsey 0481-28715
FutureGAM 135.16
GAMerica $208.92 -2.96
GAM Arbitrage $205.98
GAM Australia $232.53 +13.31
GAM Boston HRF $149.47 -2.07
GAM Boston $213.87 -1.55
GAM Ermitage $22.29 -1.10
GAM Ermitage Intl. $11.18 -0.64
GAM Europe DM100.00
GAM France FFr1307.01 -7.42
GAM Franc-val SFr. SFr166.64 +2.71
GAM Global $113.82 +1.38
GAM Growth 100.00
GAM Hong Kong $1551.00 -6.89
GAM International $197.73 +6.57
GAM Japan $303.70 +11.19
GAM Money Mkt-Dlr US$ $101.38 +0.10
Do Sterling £102.49 +0.19
Do Swiss Fr 100.62 +0.06
Do Deutschmark DM100.88 +0.06
Do Yen Y10,088 +7.0
GAM North America $160.09 -0.52
GAM Pacific $352.34 +15.31
GAM Singapore/Malaysia $122.96 -3.00
GAM Tokyo Fund Inc $119.07 +4.69
GAM Tyche $169.04
GAM U.S. $117.57 -3.29
GAM at Investments $121.30 -0.38
GAM Whitethorn 100.00
GAM Worldwide $329.35 +5.60
GSAM Composite Inc $162.75 +3.91
GSAM Int $ Dcd. $122.87 -2.75
GSAM Int $ Special $131.17 +1.36
GSAM Int SwFr. SF106.89 +0.14
GSAM Int Yen Y11,601 +16.00
GSAM Int DM DM109.86 +0.48
GSAM Int £ Stng £107.14 -4.61
GSAM Int FFr FFr985.40 -5.48

John Govett Mngmt (Guernsey) Ltd
PO Box 208, St Peter Port, Guernsey, CI 0481 26268
Govett Int'l Mngd 79.6 85.1
Govett High Inc Gilt 97.0 101.8 12.00

Granville Management Limited
PO Box 73, St Helier, Jersey 0534 73933
Granville Int Tst $1.44 1.50 1.33
Next dealing day April 15 1987

Grindlay Vanguard Management Limited
PO Box 414, St Helier, Jersey 0534 74248
Managed Fund April 2 11.8738 11.9887
Managed Acc April 2 13.2049 13.3320
US$ Fixed Int 20.0644 20.3319
Sterling Fund 10.2905 +0.0039
Sterling Acc 13.8565 +0.0073
US$ Fund 20.2150 +0.0027
US$ Acc 25.4023 +0.0011
DM Fd 56.1490 -0.0001
SF Acc 54.8550 +0.0010
Yen Acc 5859

Grofund Invest Managers (Guernsey) Ltd
PO Box 86, Guernsey, Channel Islands 0481-26521
Grofund International £2.687 2.890xd 0.28
Do. £ equiv £1.677 1.803xd

Guinness Mahon Fund Mgrs (Guernsey) Ltd
PO Box 188, St Peter Port, Guernsey 0481 23506
GMIF Managed Currency Fund (Thurs)
$Participating Shares $34.89 35.98 6.5
$Accumulation Shares $45.61 46.98 6.5
GMIF Currency Bnd. Shares (Daily)
Dollar 26.026 +0.004 5.89
Sterling 14.184 +0.004 9.83
Yen 3911.256 +0.519 3.76
Deutschemark 57.348 +0.004 2.83
Swiss Franc 43.632 +0.004 2.86
Global Strategy Fund (Fri)
US $ Money $20.20xd 10.0
£ Money £10.25xd 3.2
Yen Money Y5,098xd 2.7
DM Money DM50.37xd 7.5
Yen Fxd Int Fd 29.04 28.18xd 10.2
$ Fxd 11.24 11.90 2.50
$ Index 11.15 11.22 6.5
$ Fixed 22.48 22.85 6.7
European Fxd Int Fd £27.86 28.01xd 4.7
Yen Fxd Int Fd Y4,499 4,466xd 1.3
Global Equity $32.88 31.46 0.6
North American $28.94 29.51xd 0.7
Japan & Pacific $51.65 52.71xd 0.10
European $71.04 72.30xd 4.5
UK £16.81 16.77xd 0.3
Global Tech $27.30 27.74xd 2.1
Global Energy $25.05 25.41xd 0.6
Global Leisure $50.97 51.84xd 0.5
Man Currency $34.22 34.33xd 6.5
Global Strategy Fund prices quoted without initial charges. Initial charges of 3.5% deducted from amount remitted. Special arrangements for investments in excess of £50,000.

Hambros Bank Ltd
41 Bishopsgate, London, EC2 01-588 2851
Hambro Pacific Fund Mgmt Ltd
2110 Connaught Centre, Hong Kong
Australian Fd April 1 $12.27 13.20
SE Asia Fd April 1 $6.06 6.52
Japan Fund March 27 $50.49 54.18
Japan Ext March 27 $22.08 23.71

Hambros Fd Mgrs (CI) Ltd
PO Box 86, Guernsey 0481 26521
UK Growth Fd 75.3 80.2 1.96
Special Sits. Fund 302.4 318.4xd 1.01
Sterling Income Fund 117.2 121.9 9.02
Dollar Income Fund $1.079 $1.139 6.34
Intnl. Bond $128.04 134.46 7.15
Int. Equity $46.34 48.78 0.37
Amer Spec Sits $1.49 1.57
Int Savings Fd A $2.79 2.94
Int Savings Fd B $5.13 5.41
Amer Equity Inc $68.6 72.36 6.07
American Growth $7.90 8.32
Currency Fund
Sterling Shares £23.63 23.64 10.18
US $ Shares $18.00 18.01 6.50
DM Shares DM44.29 44.30 3.70
Swiss Francs SFr31.50 31.51 3.00
Yen Shares Y3,400 3,401 4.79
£ Managed Shares £13.04 13.97 9.89
US $ Managed Shares $20.09 20.84 5.50
Currency Distributor Fund
Sterling Shares £10.26 10.27 9.89
US $ Shares $15.17 15.18 6.61
DM Shares DM40.21 40.22 3.69
Fr 30.06 30.07 +0.02 SFr30.08 30.09 3.00
Yen Shares Y3,018 3,019 4.83

Health 2000 Limited
Wellington Hse, Union St, St Helier, Jersey
Health 2000 $10.63

Hellerup Scandinavian Fund Ltd
Tyndall House, Douglas, IoM 0624 24111
Scandinavia Fd April 142.6 152.1 2.0

Henderson Admin. (Guernsey)
PO Box 71, St Peter Port, Guernsey 0481 26541
Gilt Fund £10.28 10.90xd 11.00
Private Res. Prtfls. £1.472 2.572xd 1.60
Balanced Gwth $ Prtflo £1.745 1.856 0.22
Balanced Gwth £ Prtflo £1.212 1.289 0.25
Select Mkts $ PrtFo £1.812 1.928 0.25
Inc & Gwth $ Prtflo £1.629 1.733xd 3.83
High Income £ Prtflo £0.682 0.725xd 10.88

Henderson Management SA
20 Boulevard Emmanuel Servais, Lux. 010 352 21902
Henderson Managed Investment Company
Japan Sub Fund 10.63 11.17
Japan Smllr CosSubFnd 9.97 10.47
Pacific Sub Fund 9.36 9.83
Hong Kong Sub Fund 6.08 6.39
American Sub-Fd 5.00 5.25
European Sub-Fd 6.44 6.77
UK Growth Sub-Fd 6.28 6.60
Dollar Cash Sub-Fund $1.00 1.00
Sterling Cash Sub-Fund £1.02 1.02
Yen Cash Sub-Fund 98.13 98.13
DM Cash Sub-Fund DM1.00 1.00
SFr Cash Sub-Fund SFr1.00 1.00

Henderson Global Strategy Mngmt SA
20 Blvd Emmanuel Servais, Luxembourg 010 352 21902
Henderson Global Strategy Fund
North Am Portfolio $0.92 0.97
European Portfolio $0.94 0.99
UK Growth Portfolio £0.97 1.02
Japan Portfolio 0.93 0.98
Pacific Portfolio $0.94 0.99
Managed Intl Portfolio £1.01 1.07
Dollar Cash Portfolio 1.0091 1.0091
Sterling Csh Portfolio 1.0050 1.0050
Yen Cash Portfolio Y1.00 1.00
DM Cash Portfolio DM0.9999 0.9999
SFFr Cash Portfolio SFr0.9988 0.9988

Hill Samuel Fd. Mngrs. (Guernsey) Ltd
PO Box 16, 35 High St, St Peter Port, Guernsey, CI
Guernsey Tst 646.3 684.0 -9.1 1.87

Hill Samuel Investment Mgmt Intl SA
Jersey, PO Box 63 Telex 4192274 Tel 0534 76029
Berne, PO Box 2622 Telex 912250 Tel 4131 224051
CIFCO Hill Samuel $1.358 1.446
Crossbow (Far East) SFr19.39 14.95 +0.12
CSF (Int Mon) SFr29.06 31.16 +0.05
European Equity DM15.88 16.99 +0.10
Fixed Int (£ Bond) 1.25 1.33 9.67
Global Equity Fund $13.31 14.15 -0.08
Int. Growth 3.040 3.240
ITF Fd (Technology) $20.46 21.96 +0.22
O'seas Fd (N Amer) $45.25 47.51 -0.17
UK Growth (CI Fund) 473.2 500.8 2.18
Intnl. Bond Fund
Sterling Managed 10.86 11.58 7.86
US Dollar Managed 12.60 13.44 -0.05 6.48
Intnl. Currency Fund
(z) 19.53 20.57 -0.11
US Dollar Managed $21.93 23.09 +0.02
Sterling 15.79 +0.01
US Dollar $29.07 +0.01
Deutschmark DM48.93 +0.01
Japanese Yen Y4108 +0.01
Swiss Franc SF99.18 +0.00
International Selection Fund
European Equity $0.997 1.060
Far East Equity $0.970 1.031
N. American Equity $0.987 1.049
Utd Kingdom Equity $1.079 1.137
Intnl. Bonds $0.982 0.993
Sterling Bonds $1.147 1.208
Sterling Currency $1.126
US Dollar Currency $0.997
Deutschmark Currency $1.111
Swiss Franc Currency $1.115
Japanese Yen Currency $1.104
(z) $0.925 0.975
Intnl. Equity $1.102 1.170
Intnl. Managed $0.922 0.990
Intnl. Technology $1.033 1.110

IBI Global Funds Limited
c/o. Invest. Bank of Ireland (IOM) Limited,
20 Finch Rd, Douglas, IOM. Tel 0624-29661 Telex 628270
High Income Gilt 13.86 14.57
International Equity 11.70 12.40
International Bond 11.98 12.60
Managed Currency 15.08 +0.01

I.C. Trust Managers Ltd
10 St Georges St, Douglas, IoM 0624 25015
Intl. Commodities Tst 196.9 209.4

The India Fund
Unit Trust of India (Portfolio Mngr)
c/o Merrill Lynch, 119 Cannon St, EC4 01-382 0993
NAV 97.7 (34) (for information only)

Indosuez Asia Invest Services Ltd
2606/7 One Exchange Square, Hong Kong
Tel: (5) 214231. Tlx: 61413. Fax 852123-48218
Asian Growth Fund $23.881
Asian Income Fund $9.97
Pacific Gold Fund $15.25

NV Interbeheer
PO Box 85690, The Hague, Holland
Emerald (DP) April 3 Dfl159.73 +0.9 1.72

International Bond Trust
2, Boulevard Royal, Luxembourg
CCIC A NAV April 2 $14.07 +0.07
ECCLS B NAV April 2 $25.58 +0.13

International Speciality Fund
10a, Boulevard Royal, Luxembourg (352) 408 30
Intl Speciality $11.36 -0.04

Investissements Atlantiques SA
14-Rue Aldringen, Luxembourg 352 47991
NAV March 23 $18.99 19.16 0.52

Invicta Investment Management
29a Broad St, St Helier, Jersey, CI 0534 77522
Gilt Growth Fund £11.07 11.58 4.31
Gilt Income Fund £9.53 9.96 12.05
Gilt & Futures Fund 1.199 1.260 6.34

Jardine Fleming & Co. Ltd.
GPO Box 11448, Hong Kong.
JF Japan Trust Y8954 9618 +50
JF Japan Small Co Y29,047 31,041
JF Japan Tech Tst Y22,905 24,477
JF Pacific Secs Tst $20.65 22.19
JF Pacific Inc Tst $71.74 76.28 1.3
JF Hong Kong Tst* $66.42 70.99 -0.67 1.50
JF Eastern Tst $21.88 23.39 0.8
JF Asean Trust $11.36 12.15 0.6
JF Philippine Tst $16.25 17.36
JF Australia Trust $9.59 10.26 5.6
JF International Tst $14.24 15.25
JF American Growth Tst $11.09 11.80
JF European Tst $10.45 11.10
JF Continental EuroTst $2.31 2.47
JF Currency Bond Fd $18.79 19.99 5.5
JF Pacific Warrant Co $49.81
Fledgeling Japan Inv.? $0.7688
Weekly Dlgs. Mon & Tues except *dealings daily. †NAV (27/3)
London Agents Robt. Fleming & Co. Tel: 01-638 5858

Leopold Joseph & Sons (Guernsey)
Albert House, St Peter Port, Guernsey 0481 26648
L. J. & S. Currency Fund
Telephone Manager for latest prices
L.J. Internat. Fd £22.09 22.37
L.J. Sterling Fund £23.43 25.44

Kleinwort Benson Group
20 Fenchurch St, London EC3 01-623 8000
KB International Fd $29.28 1.25
KB Japan Fund 105.58 0.19
Fenchurch U.S. Growth $15.15
Signet Fd Bermuda $15.36 0.65
Transatlantic Gilt Fd $25.50 0.82
Transatlantic Inc. Fd. $10.47
Virginia Trading Corporation
PO Box 5719, Chicago, Illinois (312) 9221717
Commonwealth Intnl $1166.38
Dominion Stk Index Fd $1098.04
Fairfield Fund $764.26

Kleinwort Benson (Guernsey) Fd Mngrs Ltd
PO Box 44, Guernsey, CI 0481 27111
Guernsey Inc 219.5 296.9 2.16
Guernsey Acc 360.3 378.0 2.16
KB Int.In.Bd.Fd.Inc.* $5.75 5.82 5.48
KB Int.Ac.Bd.Fd.Acc.* $7.69 7.76 5.53
KB Far East (G'nsey)* $20.20 20.70 0.39
KB Gilt* £13.81 13.88xd 8.70
KB Sterling Asset* £21.68 21.68
*Offer prices quoted are exclusive of preliminary charges
Kleinwort Benson Currency Fund Ltd
DM Currency Fd 10.2785
Sterling Currency Fd 3.4925
Sw. Francs 10.0946
US$ Currency Fd 10.5790
Yen Currency Fd 1046.0189

Kleinwort Benson Islamic Fd Mgmt Ltd
PO Box 44, Guernsey, CI 0481 27111
Islamic Fund $5.80 6.25 0.55

Korea Growth Trust
Manager: Citizens Invest Trust Mgmt Co
112-1 Incol-Dong Jongro-Ku, Seoul, Korea
c/o Robert Fleming & Co. Tel: 01-638 5858
NAV won 19,095.08 US$22.42

Korea International Trust
Fund Man.: Korea Invest. Trust Co Ltd
c/o Vickers da Costa Ltd, King William Street, London, EC4. 01-623 2494
NAV Won 26,252.69. DR value US$30,070.25.

Lazard Brothers & Co (Guernsey) Ltd
PO Box 275, St Peter Port, Guernsey 0481 21367
Lazard Cur Res Fd £ £12.59 12.60 9.9
Lazard Cur Res Fd US$ $11.44 11.45 5.5
Lazard Cur Res Fd Y Y3330 3340 3.6
Lazard Cur Res Fd DM DM43.29 43.30 3.00
Lazard Cur Res Fd SF SF31.91 31.92 3.0
Lazard Cur Res Fd FF FF120.99 121.00 6.5
Lazard Cur Res Fd DKr DKr149 150 10.125
Lazard Cur Res Fd N Kr NKr183.04 183.85 12.375
Lazard Cur Res Fd Man $10.52 10.77 0.00
Lazard European Fund $34.29 0.00
Lazard Far East $35.24 35.74 +2.61 0.00
Lazard Int Cap $24.05 25.29 0.00
Lazard Nth Am $18.87 20.24xd 0.00
Lazard Stg. Gwth £1.158 1.229 3.5

Lazard Brothers & Co. (Jersey) Ltd.
PO Box 108, St Helier, Jersey, C.I. 0534 37361
Japan Int Fund $33.33 34.98 0.00
Lazard Int. Inc (Inc.) $1297.21 1342.21 7.2
Lazard Int Inc (Acc.) $2154.19 2234.11
Cap. Gwth Bond $2423.67 2565.04
D'fied Bond (Inc.) $18.28 18.99 0.5
D'fied Bond (Acc.) $19.59 20.28

Le Fonds International Caragex
2, Boulevard Royal, Luxembourg
NAV April 1 $10.72

Lloyds Bank (CI) U/T Mgrs.
PO Box 195, St Helier, Jersey 0534 27561
Lloyds Tst. O'seas 234.5 249.4xd 0.52
Next dealing April 950649
Lloyds Trust Gilt £10.68 10.69xd 10.35
Next dealing April 8

Lloyds Bank Geneva Switzerland
1 Place Bel-Air, CH-1211 Geneva 11 (Switzerland)
Tel: 010-41(22) 20 86 11 (ext. 294) Mr Klag
Lloyds Int'l Dollar $115.2 118.9 -0.1 8.5
Lloyds Int'l Europe SFr147.0 156.7 +0.2 1.4
Lloyds Int'l Growth SFr187.8 200.6 -5.5 1.0
Lloyds Intl Income SFr274.0 285.0 -1.0 6.9
Lloyds Int'l N.America $140.4 149.25 -3.40 1.4
Lloyd's Int'l Pacific SFr166.0 175.9 -1.2 0.7
Lloyds Int Smaller Cos $18.28 19.01

Lloyds Intl. Money Market Fund Ltd
PO Box 136, St Peter Port, Guernsey 0481 24983
Australian Dollar 37.643 14.89
Deutschmark 53.602 3.11
ECU's 20.103 6.10
French Francs 100.987 7.05
Japanese Yen 2507.3 3.77
New Zealand Dollar 38.972 24.32
Sterling Class 13.870 9.44
Swiss Francs 53.299 4.51
US Dollar Class 25.707 5.70
Next dealing day April 8

London Interstate Fund Managers Ltd
PO Box 86, St Peter's Port, Guernsey 0481 26521
Ldn Intstate Inv Cl I DKr102.7 105.4
Ldn Intstate Inv Cl II DKr111.7 114.6

MFM Ltd.
24 Bd Pesse Charlotte, MC 98000 Monaco 9350 1055
Marksman Int'l Bond Fd $17.69 18.24
Marksman Int'l Grth Fd $19.31 20.15

M & G (Cayman) Ltd
PO Box 706, Cardinal Avenue, Grand Cayman, BWI
Atlantic Ex March 31 $14.50 15.43
Australian Ex April 1 $5.57 6.99
Gold Ex April 1 $62.29 66.98xd 1.08
(Accum. Units) $106.39 114.40 1.08

M & G Island Fund
PO Box 44, St Peter Port, Guernsey 0481 27111
Island 589.9 624.3xd +2.6 1.84
(Accum Units) 1083.1 1146.2 +4.8 1.84

McDonnell & Co (London) Ltd
181 Queen Victoria Street, London EC4V 4DD
Dealing No: 01-236 6387
McD Blackthorn $65.00
McD Merger Arbitrage $16.72
McD Fix Arbitrage $17.14
McD Futures $10.36
McD Diversified $12.85
NAV Mar 31, valued Fortnightly.

Man International Futures
Sugar Quay, Lower Thames St, London, EC3 01-626 8788. Telex 885431. New York 212 912 8700
MINT LIMITED—Ord. $26.34
MINT LIMITED—Inc. $10.96
MINT GTD LTD Ser A $14.27
MINT GTD LTD—Spec. Iss. $13.00
MINT GTD LTD—Nov 1990 $12.20
KESTREL LIMITED $10.95

Management International Ltd
Bank of Bermuda Bldgs, Bermuda 809-295 4000
Bda IBFC $24.87 25.13
Bda IBFI $11.75 11.86xd
Prices at March 27. Next dealing April 3.
Bda IEFC $15.53 15.86
Bda IEFI $14.27 14.57xd
Prices at April 1. Next dealing April 8.
Bda ICF US/Mgt. $34.95 14.36
Foresland (March 24) $8.13 8.14

Mannin International Ltd
Portland Hse, Ballasalla, Isle of Man 0624 822091
Global Invest Account 107.80 113.90

Manufacturers Hanover Geoffunds
PO Box 92, St Peter Port, Guernsey 0481 23961
Conv. Bds. $19.22 20.18 +0.08
Dealing day daily
LA Inc. $100.88 101.06 -0.05
LA Accf. $165.45 164.79 -0.07
Dealing day Thursday

Mediterranean Fund (SICAV)
2, Boulevard Royal, Luxembourg
NAV March Ecu9.99

Midland Bank Tst. Corp. (Jersey) Ltd
28-34 Hill St, St Helier, Jersey 0534 72156
M. Bk. O'shore Gilt 108.9 109.3xd -0.1 10.98
M. Bk. O'shore Bond $1.55 1.57 5.10
M. Bk. O'shore Managed 110.3 116.2 +0.7

MIM Britannia International Limited
PO Box 271, Queensway House, Queen Street, St. Helier, Jersey CI 0534 73114
All Funds deal daily except where indicated.
Sterling Denominated Income Funds
American Equity Inc(z) 126.1 135.9xd -0.9 3.28
Japan Inc & Gwth(z) 162.0 173.9 2.17
Jersey Gilt (z) 21.2 22.5 -0.1 12.22
£ Mny Currency (z) £16.25 17.07xd -0.04 5.12
US Dollar Denominated Income Funds
American Inc Grth (z) 1.350 1.452 +0.027 6.13
Dollar Income (z) 0.830 0.890xd 8.28
Intl High Income (z) 2.378 2.557xd -0.015 8.26
$ Mny Currency (z) 12.75 13.55 -0.05 2.01
US Financial Inst (z) 20.30 21.97 2.32
Sterling Denominated Growth Funds
American Grwth (z) 152.1 163.4 +1.4 1.32
Australian Perform (z) 131.5 141.4 +2.6 1.00
Capital Deposit (z) 21.68 21.69
European Perform (z) 42.96 46.19 +0.25 1.00
Far East (z) 187.9 202.0 +3.2 1.00
UK Growth (z) 99.8 107.3 +0.4 1.53
USM (z) 171.8 184.7xd -1.1 0.50
£ Mny Portfolio (z) 157.7 170.5 +1.8 1.41
US Dollar Denominated Growth Funds
American Small Cos (z) 2.146 2.308 -0.005
Gold & Prec Mtls (z) 1.280 1.387 -0.007
Japan Performance (z) 2.826 3.078 +0.036
Global Global Strat(z) 13.98 14.68
Normandie Int Dlr (z) 22.56 24.24
World of Leisure (z) 1.516 1.61 -0.009
World of Technology(z) 1.057 1.134 +0.002
$ Mny Portfolio (z) 1.725 1.863 +0.003 0.36
Britannia Fund Managers IOM 0624 74856
Gilt Tst IOM 98.2 98.2 12.17
MIM LONDON AGENTS: 01-626 3434
American Growth $26.40 28.40
Apollo Fund* SF168.40 182.80 0.80
Japan Far East Sec* $16.13 17.46 0.10
Nippon Warrant 13.98 14.65
*Weekly Dealing. †Daily Dealing. §Monthly Dealing.

Minerals, Oils Res. Shrs. Fd. Inc.
PO Box 194, St Helier, Jersey 0534 27441
Mores April 2 $14.60 14.90 +0.40 2.28

Multi-Currency Bond Portfolio
2 Boulevard Royal, Luxembourg
NAV April 2 $11.32 +0.04

Murray, Johnstone (Inv. Adviser)
163 Hope St, Glasgow C2 041-221 9252
America Grwth April 1 $27.24 28.46
Japan Growth March 31 $185.95 $199.18
Pacific Gwth April 1 $9.50 10.16

NEL Britannia Int Ass Ltd
Acorn House, Athol St, Douglas, IoM 0624 24924
Sterling Deposit 114.5 123.2
Sterling Man Currency 109.4 117.7 +0.2
Gilt 118.2 127.1 -0.5
UK Managed 132.7 142.7 +0.3
Intl Managed 135.2 145.4 +1.6
SAIF (MIM) 1.299 1.305
Superior Bond 108.8 114.9
Pension Funds
Sterling Managed Grwth 98.3 105.8 +1.0
Do Accum 100.2 107.8 +1.2
Dollar Managed Growth 108.5 116.7 +0.2
Do Accum 110.2 118.6 +0.2
Money Market Growth 95.3 102.5
Do Accum 97.0 104.4

NM Income & Gwth Fd
2 Boulevard Royal, Luxembourg
April 3 $14.29 +0.13

NM Schroder Fin Mgmt Intl Ltd
Box 273 St Peter Port, Guernsey 0481 28750
Mngd. Currency 6.692 6.470 +0.010 4.68
£ Fixed Interest 6.871 7.221 -0.013 6.61
Hong Kong Fund HK$18.51 19.70xd +0.14 1.61
Int Residencl Prop Fd 0.955 1.010 5.00
Japan April 2 $52.75 56.64 0.05
Schroder Portfolio Selection Fund Ltd
American Fd $1.719 1.828 +0.009 0.91
American Smaller Cos $1.489 1.550 -0.009 0.00
Australian Fd $1.167 1.241 +0.005 0.38
British Fund $1.595 1.696 +0.011 2.02
European Fund $2.107 2.241 +0.012 0.38
Gold Fund $1.108 1.178 -0.007 0.52
Hong Kong Fund $1.654 1.759 +0.024 1.43
International Fund $1.526 1.623 +0.011 0.00
Japanese Fund $1.948 2.072 +0.039 0.00
Japan Smaller Cos. $2.101 2.235 +0.026 0.00
Singapore & Malaysia $0.924 0.983 +0.017 0.15
Dollar Fixed Interest $1.099 1.127 -0.001 4.90
Sterling Fixed Int. $1.059 1.129 -0.008 8.27
Deutschmark Currency 4.979 4.977 -0.003 2.69
Dollar Currency 0.997 0.997 5.74
Sterling Currency 0.985 0.993 +0.001 9.94
Yen Currency 198.1 198.1 3.13
Managed Currency 1.026 1.099 +0.010 4.74
Dollar Reserve Fund 0.9921 0.9951 -0.0015 6.44
Schroder Life Assurance Intl. Ltd*
Mngd. Cnrcy Life Fd. 8.356 8.978
£ Fixed Int Life Fd. 10.207 10.963
£ Equity Life Fd 2.965 3.118
$ Fixed Int. Life Fd. 1.936 1.037
$ Equity Life Fd 2.720 2.959
£ Managed Life Fd 2.129 2.072
Hong Kong Life Fd 18.089 19.456
*Prices March 18. Next dealing March 25. Daily dealing.

Nat. Westminster Jersey Fd. Mgrs. Ltd
23/25 Broad St, St Helier, Jersey 0534 70041
Gilt Fund (a)(z) 54.7 57.0xd -1.0 9.95
Equity Fd (a)(z) 167.0 178.0xd +1.0 1.89
*Intl. Bond Fd (a)(z) $2.1 25.0 8.29
**Cnty NatWest Mal Mes 130.55 138.9
*Sub. day every Thurs. **Sub. day monthly 5th and 20th

County NatWest Currency Fund (z)
Dollar Class 26.9214 +0.004
Sterling Class 14.6217 +0.0047
D-Mark Class DM59.1187 +0.0059
Dutch Guilder Class 60.4038 +0.0087
Japanese Yen Class 6108.841 +0.6381

Newport International Management
Bank of Bermuda Bldg, Bermuda 809 295 4000
Nwp. Intl. Securities $38.00
Nwp. Intl. Inc. Fd. $20.80
Nwpt. Pacific $23.22 +0.63

The New Zealand Fund
Manager: Lagdeadall Offshore Ltd PO Box 71, Craigmuir Chmbs, Road Town, Brit Vrgn Isld, c/o Robert Fleming & Co 01-638 5858
The NZ Fund $12.79 13.60

Nikko Intl. Cap. Mngt. Co (Europe) Ltd
c/o PO Box 105, Guernsey, CI 0481 21438
Japan Index Fund Y2,840 2,869
New Generation Fd. S $13.20 13.33

Nomura Growth Fund SA
2 Boulevard Royal, Luxembourg
QYV April 2 Y15539 +260

Nomura Prudential Global Portfolio
2 Boulevard Royal, Luxembourg 47911
NAV April 2 $11.91 +0.07

Northgate Unit Tst. Mngr. (Jersey) Ltd
PO Box 82, St Helier, Jersey 0534 73741
Pacific Fund March 25 $36.97 38.92

North Star Group of Companies
c/o Provinsbanken International (Luxembourg) SA
25 Bvd. Royal, Luxembourg Tel 4e275
Invest Fund DKr169 170 +1
Low Risk Fund DKr128 129 +2
High Perf. Fund DKr135 136 +5
Bond Fund DKr121 122 +1
Second Low Risk Fd DKr104 105 +1
Second High Perform Fd DKr105 105 +2
Mixed Intl Fd DKr91 92 +2

Norway Fund Management A/S
Skippergt 29 0154, Oslo 1, Tel. 618100, Norway
SM Norway Gth Fd FFr104.74 110.03

Oppenheimer Securities Ltd
66 Cannon St, London, EC4N 6AE 01-489 1078
Oppenheimer Managed Assets Company
European Managed SFr47.41 50.39 -0.07
Global Income $9.48 10.07 -0.01
International Managed $9.49 10.08
Pacific Managed $9.48 10.07 -0.01
World Recovery $9.50 10.09 +0.01

Orbitex Bahamas Ltd
Frederik St, Box N9932, Nassau, Bahamas Tlx 20558
Orbitex Growth Fund $6.20 6.82
Orbitex Nat Res Fd $6.75 7.40

PFC Internatl Portfolio Fd Mngt Ltd
PO Box 30927, Hong Kong 5-8908448
Specialist Growth Fd $2.20 2.31
Balanced Growth Fd $2.09 2.20
Sterling Income Fd $1.65 1.74

Pacific Basin Fund
10a Boulevard Royal, Luxembourg
NAV $24.99 -0.36
Inv. Adv.: M. & G. Inv. Mngt., Ltd, London

Pacific Growth Fund
2, Boulevard Royal, Luxembourg Tel. 4791
March 3 $17.05 +0.1%

Parinter Bond Fund SA
10a Boulevard Royal, Luxembourg
NAV $15.76

Perpetual UT Mngrs (Jersey) Ltd
PO Box 459, St Helier, Jersey 0534 74517
Offshore Intl Gwth Fd $3.110 3.306 1.00
Offshore Am Gwth Fd $2.478 2.634 0.10
Offshore Emerging Cos $2.182 2.319 1.00
Offshore European Fd $1.272 1.352
Offshore Far Eastn Fd $1.494 1.588

Phoenix International
PO Box 77, St Peter Port, Guernsey 0481 23639
Inter-Dollar Fund $6.85 7.38
Far East Fund $7.75 8.36
Intl. Currency Fund $3.25 3.49
Dollar Fxd. Int. Fund $5.61 6.04
Ster. Exempt Gilt Fd. £3.44 3.71
Managed Fund $1.47 1.59

Premium Life International Ltd
PO Box 141, St Peter Port, Guernsey 0481 21374
GT Managed Sterling 136.0 147.0
GT Managed Dollar 156.0 168.0
Henderson Mngd Strlg 150.0 162.0
Henderson Mngd Dollar 158.0 170.0
For other prices ring 0481 21374

Prestige Management S.A.
20 Boulevard Emmanuel Servais, Lux. 010 352 21902
Fr'ch Prest March 30 $17.03
Fr'ch Prest March 30 FFr103.35

Protected Performance Fund
Box 707, Grand Cayman, BWI, Ldn Tel. 01-589 4567
Performance Fund* $51.04
*Weekly dealing on Tuesday

Providence Capital International Ltd
PO Box 121, St Peter Pt, Guernsey 0481 26726
£ UK Fx. Inc. 208.5 224.2
£ UK Stk. Mkt. 300.5 323.2
£ Stdg Mngd 233.0 250.6
£ Spcl Mk. 171.1 184.0
UK Money Mkt 141.8 152.6
$ Inc. Stk. Mkt. 219.3 235.9
$ Int. Fxd. Int. 255.9 275.6
$ Dlr Mngd 198.5 213.9
$ Intl. Currency 149.6 160.9
$ Wld. Tech. 222.7 239.5
$ N. Am. Stk. Mkt. 189.8 204.1
$ Pacific Fund 225.4 242.4
Intl. Property $ 102.9 110.7
Intl. Money Mkt. $ 153.0 164.6
Swiss Franc Mngd 6.537 7.029
£ European Fund 167.4 180.0
US $ Hong Kong 184.4 198.3
Japan Fund 258.0 278.0
For other prices ring 0481 26726-9

Prudential Intl Finance Services Ltd
P.O. Box 61, St Peter Port, Guernsey. 0481 26268
Growth Fund 115.3 122.7 +1.0
Bond Fund 11.13 11.71
Sterling Balanced Fd. 126.8 126.8 +3.8
Dollar Balanced Fd $12.61 13.30 0.10
Holborn Currency Fund
Managed Sterling 133.7 134.1 +0.3 5.29
Managed Dollar $12.68 12.72 -0.02 4.65
Sterling Deposit 103.3 103.6 10.55
Dollar Deposit $10.00
DM Deposit DM50.66 50.89 3.57
SWFr Deposit SF50.00
J. Yen Deposit Y5,059 5,078 3.46
Vanbrugh Currency Fund
Income (A & B) 176.7 176.9 +0.5 5.14
Growth (C & D) 171.7 171.9 +0.5

Putnam International Advisors Ltd
10-12 Cork St, London W1 01-439 1391
Emrg Hlth Sci. $14.35
Emrg. Info. Sci. $12.79
High Income GNMA $10.30 -0.01
International Fund $129.76

Quantum Fd NV Curacao
117 Bishopsgate, London, EC2M 3TD. 01-283 2081
Quantum Fund $14,515 14,766

Quartus Fund
10a, Boulevard Royal, Luxembourg
Quartus Fund NAV $15.45 -0.02

Qalter/Helmold Commodities
31-45 Gresham St, London EC2V 7LH 01-600 4177
Resource Fund NAV $150.68 1.48
Next dealing date April 11

Quilter International Management Ltd
PO Box 208 St Peter Port, Guernsey 0481 26268
Quadr. Intl. Euro $2.78 2.92
Quadr. Intl. F. East $2.95 3.10
Quadr. Intl. N. Amer $1.74 1.83

Rothschild Asset Management (CI)
St Julian's Ct, Guernsey 0481 26741
OC Amer Fd* $4.86 5.15 0.44
OC Sm Co** 345.3 366.0 1.65
OC Commodity** 186.4 197.5 0.28
Do. ** $2.97 3.17 0.28
OC HangingFd** HK$98.31 104.2
OC Major UK Cos Fd** 61.3 64.9
*Prices March 23. N.D. April 7. **Prices March 31 N.D. April 15. †Mdy, every Wed
OCIRL £ 20.457 9.04
OCIRL A$ 22.200 14.89
OCIRL C$ 49.976 +0.009 6.01
OCIRL DFl 60.125 +0.005 4.39
OCIRL DKr 196.548 9.57
OCIRL DM 39.165 2.96
OCIRL ECU 16.667 +0.002 6.06
OCIRL BFr 1,139.29 +0.19 6.43
OCIRL FFr 228.950 7.05
OCIRL HK$ 117.8835 2.78
OCIRL Lire 57,808 +13 8.35
OCIRL S$ 77.0092 +0.0037 1.77
OCIRL SF 51.4055 +0.0040 3.23
OCIRL U.S.$ 38.758 +0.005 5.42
OCIRL Yen 7529.28 +0.68 3.27
OCIRL Man £ 12.8165 13.21295 -0.01998 7.24
OCIRL Man DM 42.11508 43.41760 +0.00502 4.86
OCIRL Man $ 17.85982 18.41080 +0.6682 5.67
OCCFL £ 10.428 +0.002 8.99
OCCFL A$ 15.939 +0.006 14.99
OCCFL C$ 20.571 +0.005 5.85
OCCFL DFl 11.969 4.30
OCCFL DKr 155.790 +0.042 9.62
OCCFL DM 40.598 2.89
OCCFL ECU 15.430 +0.005 5.99
OCCFL BFr 820.88 +0.22 6.39
OCCFL FFr 103.065 +0.020 6.73
OCCFL HK$ 100.9812 3.45
OCCFL Lire 26.025 +0.0014 8.47
OCCFL S$ 30.1044 1.72
OCCFL SwFr 30.3405 +0.0050 10.51
OCCFL U.S.$ 15.759 5.57
OCCFL Yen 3,951.48 +0.31 3.18
OCCFL Man £ 10.76766 11.10068 -0.01542 7.99
Daily Dealings

Rothschild Australia Asset Mngmt Ltd
17 Bridge St, Sydney 2000, Australia
Five Arrows Aust. Eq. $2.53 2.58 5.4

Royal Bank of Canada Funds
RBC Offshore Fund Managers Ltd
PO Box 246, St Peter Port, Guernsey 0481 23021
Intl Income Fd $13.10 13.93 -0.08 5.6
Intl Capital Fd $42.63 46.15
North America Fd $12.80 13.59 -0.23
Far East & Pacific Fd $28.48 30.84
Canadian Fd $15.83 17.05 -0.30
RBC Intl Currencies Fd Ltd
US$ 27.75 +0.01
Canadian $ 35.48 +0.02
£ Sterling 14.90 +0.01
D-Mark 59.34 +0.01
Swiss Francs 43.15
Japanese Yen 7,323 +3
Managed Fund 34.83 +0.17

Royal Life Intl. Ltd
Bridge Hse, Castletown, IoM 0624 824151
Lacomm Intl. Fd. 1.971 2.052
Pens Growth (Bermd) 1.463
Royal Life Mngd Fd 1.164 1.250
Royal Life Gilt Fd 1.005 1.081
Royal Life UK Eqs Fd 1.235 1.329
Royal Life Amer Fd 1.284 1.381
Royal Life Euro Fd 1.174 1.263
Royal Life Far East Fd 1.591 1.711
SAIF (MIM) 1.843 1.940
Young & Co Int Port 1.455 1.565
YRA Growth Fd 1.156 1.244

Royal Trust Fund Mngt (CI) Ltd
P.O. Box 428, St Helier, Jersey. 0534 76077
Dollar Income Tst $107.1 112.8xd 8.87
Govt Secs Tst 73.6 77.9xd +0.1 12.70
Yen Bond* April 2 Y208 219 5.50
Sterling Fund* Apr 18 £204.3 214.4
Japan Growth Apr 2 134.9 149.7 0.17
†Next dealing March 19 *Next dealing April 9

Royal Trust International Fd. Mngt. Ltd(x)
PO Box 194, St Helier, Jersey 0534 27441
Sterling Fxint Fd Apr 3 £0.964 0.994xd 7.8060
International Secs. $2.298 2.376xd 0.37
International Bond $1.228 1.242xd 5.4619
Prices on April 1. Next dealing April 8.

SCI/TECH SA
2 Boulevard Royal, Luxembourg
SCI/Tech NAV $17.83 +0.19

Sabre Futures Fund Ltd
c/o 135 Cannon St, London EC4 01-621 0156
NAV March 30 $15.42 16.19

Save & Prosper International
PO Box 73, St Helier, Jersey 0534 73933
Fixed Interest Funds
Deutschmark Bd DM11.61 12.25xd +0.04 4.49
Dlr. Fxd. Int. $8.62 9.09 9.68
Japan Inc & Gwth Y2,251 2,392xd -2 0.75
$t Fixed 115.2 121.7 -0.1 11.50
Equity Funds
Europe $9.25 10.01 +0.002
Far Eastern $61.02 65.97 +0.24 0.09
Global Portfolio Fd £ £5.71 6.18 -0.07 0.06
Global Portfolio Fd $ $8.88 9.98 -0.01 0.06
Gold $21.77 23.54 +0.15
Intnl Growth $17.50 18.92 +0.08 0.51
Japan $13.22 14.30 +0.09 0.10
N. American $13.03 14.08 +0.04 0.11
UK Growth 269.4 284.9 -2.0 1.94
Balanced Fund (z) NAV $20.79 +0.14
Pac Mngd Fd $6.37 6.72 -0.01
Multicurrency Reserve Fund
US $ $1.00 4.90
D Marks DM10.00 2.04
£ Sterling 1.00 8.90
Yen Y1000.00 3.15
Deposit Fund
Sterling Deposit 298.4 298.6 +0.1 0.10

Schroder Mngt Services (Jersey) Ltd
PO Box 195, St Helier, Jersey 0534 27561
Schroder Money Funds Ltd
Sterling 20.0297 9.94
US$ 34.6016 5.48
D-Mark 59.5481 3.09
Swiss Franc 57.4744 3.46
Yen 4007.13 3.41

J. Henry Schroder Wagg & Co Ltd
120 Cheapside, London EC2 01-382 6000
Am In Tst Jan 14 0.90
Cheapside April 2 $11.90 2.52
Darling Aust Tst A$6.50 7.00 +0.09 3.96
Trafalgar Fd Feb 28 $25.11 23.35
Nassau and Th April 2 $43.18

Schroders Asia Limited
25th Floor, 2 Exchange Sq, Hong Kong. 5-211633
Asian Fund $5.91 6.30 3.09
Currency & Bond Fd Inc £1.50 1.60 3.90
Currency & Bond Fd Acc £3.45 3.63 5.89
International Trust $5.84 6.21

Scimitar Worldwide Selection Fund Limited
PO Box 330, St Helier, Jersey 0534 34373
Equity Class Funds
American $12.09 12.74 -0.02
European $11.29 11.90 -0.01
Japanese $13.59 14.32 +0.04
Pacific Basin $14.55 15.33 +0.22
Worldwide $12.69 13.37 +0.02
Bond Class Funds
US Dollar $9.58 10.07
Zero Coupon $9.87 10.37
Sterling 9.46 9.94
(z) ECU9.42 9.90 -0.02
Worldwide $9.87 10.37

Scrimgeour Kemp-Gee Mngmt., Jersey
1 Charing Cross, St Helier, Jersey 0534 73741
SKG Capital Fund 517.8 539.5
SKG Income Fund 95.6 98.6 5.50
Gilt Bond 184.2 193.9

Seoul International Trust
Fund Man: Korea Invest Trust Co Ltd
c/o Vickers da Costa Ltd, King William Street, London, EC4 01-623 2494
NAV Won 21,571.21. IDR value US$25,371.92.

Sinnus International Fund—SICAV
2, Boulevard Royal, Luxembourg
NAV April 3 $10.20 +0.08

Singer & Friedlander Ldn. Agents
21 New St, Bishopsgate, EC2M 4HR 01-623 3000
Tokyo Tst NAV April 2 $15.76 1.01
Smaller Cos Tst NAV 133.0

Skandifond
S 106 40 Stockholm 8-791-3700
International Inc. $11.34 12.08xd 2.09
International Acc. $12.62 12.98 3.08
Income Bond Fd. $6.96 7.24 5.00
Accum Bond Fd. $7.38 7.67 5.00
Far East $1.35 1.45

Societe Generale Merchant Bank plc
60 Gracechurch St, London EC3V 0ET 01-626 4621
FFr Second Marche Gwth 17.523 18.224

Standard Bank Fund Managers
119 Cannon St 0990 26048 Anthony Wang
Gold Fund 44.6 48.8 7.4
Mutual Fund 112.5 120.2 5.4
Extra Income Fd 17.1 17.9 17.5

Standard Chartered Off. Money Mkt Fund
PO Box 122, St Helier, Jersey 0534-74454
Sterling 14.0740 +0.0096 9.81
US $ $26.1504 +0.0037 5.37
D-Mark DM37.8441 +0.0046 3.00
Swiss Franc CHF44.6372 +0.0019 1.59
Japanese yen Y5940.5649 +0.4929 3.13
Australian $ AU$22.2158 +0.0092 14.77
Canadian $ CAD21.0920 +0.0031 5.62
Ecu ECU10.4966 +0.0017 5.89
US$ Managed $26.3939 27.2102 0.0527 13.05
Sterling Managed 13.6340 14.0557 +0.0202 14.72

Strategic Metals Corp plc Metal Funds
5 Burlington Gdns, London W1X 1LE 01-734 6102
Strategic Metals £ Fd 169.67 178.60
Strategic Metals $ Fd 113.96 119.96

Stronghold Investment Mngrs Ltd.
48 Athol Street, Douglas, IoM 0624 20845
Stronghold Ass Gen Fd 63.60 64.56
Stronghold Recov Fd
Next dealing date April 7

TSB Trust Funds (CI)
26 Hill St, St Helier, Jersey (CI) 0534 73494
TSB Gilt Fund Ltd 105.0 109.0xd 11.01
TSB Gilt Fd (Jsy) Ltd 105.0 109.0xd 11.01
TSB Jsy Equity Fd(4-1) 41.5 43.8 2.51
TSB G'sey Equity Fd(4-1) 41.5 43.8 2.51
TSB Currency Fund 100.3 105.4xd 9.01
TSB Island Pension 95.0 100.0
Prices on April 1 Next sub day April 8.

Taipei Fund
C/o Prudential-Bache Capital Funding (Equities) Ltd., 9 Devonshire Sq., London, EC2M 4HP 01-623 2410
NAV NT% $522.6/Unit, IDR US$15.25 (April 3)

Taiwan (ROC) Fund
c/o Vickers da Costa Ltd, King William St, London EC4 01-623 2494
NAV $711. IDR value US$20,768.19

Target Internat. Management (Jersey) Ltd
PO Box 443, St Helier, Jersey. 0534-73141
International Bond Tst 134.00 142.00 -0.50
Ivory Growth Fund £12.35 12.74 0.35

Target International Mngt Ltd
174-177 High Holborn London WC1V 7AA 01-836 8040
Intl Growth Fd $17.18 +0.86
Residential Prop. Fd. £9.40 10.00

The Thailand Fund
c/o Vickers de Costa Ltd, King William Street, London, EC4R 9AR. 01-623 2494
NAV Baht $203,152.85. IDR value US$10,989.83.

Thornton Management Ltd.
16 Finsbury Circus, London EC2M 7DJ 01-256 7233
Japan Fund $21.33 22.390
Australia Fund $25.35 26.6175
Establishment Trust $2.08 2.18
HK & China Gateway Fd $17.37 18.2389
Oriental Inc Fund $19.94 20.937
Philippines Redevt Fd $21.74 22.827
Pacific Technology Fd $12.33 12.9469
Tiger Fund $19.64 20.622
Little Dragons Fund $10.82 11.301
Pacific Inv Fd SA $8.06
Liquid Reserve Fund
US Dollar $10.417 5.18
HK Dollar HK$100.557 3.25
Yen Y1,024.589 2.75
Sterling £10.685 8.88
Swiss Franc SF100.259 1.00
French Franc FFr102.039 7.00
DM DM103.816 2.81
Australian Dollar A$11.592 13.25

Tokyo Pacific Holdings NV
Intimis Management Co NV, Curacao
NAV per share $189.25

Tokyo Pacific Hldgs. (Seaboard) NV
Intimis Management Co NV, Curacao
NAV per share $138.10

Top Brand Fund International
Managers: PO Box 190, St Helier, Jersey, 0534 74715
Top Brand Fd Intl NAV $14.13
Inv Ad Mercury Warburg Inv Mngt London

Transworld Bond Trust
2, Boulevard Royal, Luxembourg
NAV April 3 $11.73 +0.10

Tyndall Guardian Managers (Jersey) Ltd
2 New St, St Helier Jersey 0534 37331/3
TOFSL* 335.5 361.4 0.41
American 281.5 304.1 2.0
Far Eastern 439.2 471.0 0.58
European 274.0 295.5 1.0
Portfolio Sel—Managed 182.7 196.8
Portfolio Sel—Americas 141.0 152.1
Portfolio Sel—Far East 180.7 193.8
Portfolio Sel—European 256.6 274.9
Intl. Inc. Fund 230.4 250.0 4.22
(Non-J. Acc. Uts.) 636.2 690.1 4.22
Gilt Fd 125.5 127.7 9.15
(Accum. shares) 425.2 432.4 9.53
Kensington Rd Douglas, IoM 0624 24111
H.J. Gilt and Bulldog 120.7 123.2 10.94
(Accum. Shares) 131.6 134.2 10.94

Tyndall Guardian Mngt Ltd
PO Box 1256, Hamilton, Bermuda
T-G American $29.81
T-G Money $27.88
T-G Eurobond $25.23
T-G Commodity $28.26
T-G Mortgage $11.03
T-G Overseas $23.83
T-G Pacific Y5495
T-G Wall Street $40.46
T-G Gold $10.69

Tyndall International Assurance Ltd
Albert House, St Peter Port, Guernsey 0481 27066
International Equity 689.3 725.6
Do. $ 11.015 11.595
Pacific Equity 216.4 227.8
Do. $ 3.460 3.645
North Amer Equity 121.0 127.4
Do. $ 1.950 2.035
UK Equity 462.4 487.2
Do. $ 7.395 7.785
European Equity 275.7 290.3
Do. $ 4.405 4.640
Internatl Fixed Int. 525.5 553.2
Do. $ 8.400 8.86
Sterling Fixed Int. 365.5 384.8
Do. $ 5.840 6.150
Dollar Deposit 124.6 131.2
Do. $ 1.990 2.095
Sterling Deposit 196.0 206.4
Do. $ 3.130 3.295
Commodity 419.4 441.5
Do. $ 6.700 7.055
Gold 76.3 80.4
Do. $ 1.220 1.285
UK Property 219.4 231.0
Do. $ 3.505 3.690
Internatl Managed 513.1 540.2
Do. $ 8.200 8.635
UK Managed 366.2 385.5
Do. $ 5.850 6.160
Star Fund 2 145.7 153.4
Do $ 2.325 3.450
Star Fund 3 147.7 155.5
Do. $ 2.360 2.485
Star Fund 4 167.1 175.9
Do $ 2.670 2.815

M. G. Tyrrell & Co. Ltd
3 Wigmore Place, London, W1
Brts. £14.95 15.35

US Federal Securities Fund SA
2 Boulevard Royal, Luxembourg Tel: 47911
NAV April 2 $10.34

US Index Fund—SICAV
16 Boulevard Royal, Luxembourg Tel: 462384
NAV March 30 $12.09

US Pacific Stock Fund
15 Avenue Emile Reuter, Luxembourg
NAV April 3 $17.02 +0.11

U.S. Treasury Securities Fund Ltd
PO Box 48, St Peter Port, Guernsey. 0481 23021
Short Term Shares $549.26 +0.06
Fixed Income Shares $709.31 +0.10

Unico Invest Fd Mgt Co SA Lux
London & Continental Bankers Ltd
2 Throgmorton Ave, London 01-638 6111
Unico Invest Fund DM71.05 73.20

Unilife Assurance (Overseas) Ltd
P.O. Box 1388, Hamilton 5-31, Bermuda
Sterling Man Fd £1.25 1.33 -0.01
US Dollar Man Fd $1.39 1.47 +0.05
Sterling Fixed Int Fd £1.25 1.32 -0.01
US Dollar Fixed Int Fd $1.21 1.27 +0.01
ECU Bond Fd Ecu1.07 1.14 +0.01
Davenport Chadwick Fd. £1.01 1.09 +0.01
LWI International £1.15 1.20

Union-Investment-Gesellschaft GmbH
Postfach 16767 D 6000 Frankfurt 16.
Unifonds 29.89 31.40 -0.20
Unirak 83.67 87.85 +0.65
Unirenta 58.38 59.60 +0.10

United Fund Managers Ltd
GPO Box 590, Hong Kong 5-297417
S & Mly T $9.58 10.02 10.85

Viking Fund—SICAV
20, Boulevard Emmanuel Servais, Luxembourg
NAV March 31. Ecu 101.87

Warburg Investment Management Jersey Ltd
39-41 Broad St, St Helier, Jersey, CI 0534 74715
Merc. Com Mkt March 31 $62.03 63.59 1.37
Merc. T'stalnic Mar 31 $33.90 34.76 1.18
Metals Trust April 2 £27.27 12.57
Energy Int April 1 $78.96
Merc. Eurobond Apr 1 $23.42 23.46 5.15
Mercury Far Eastern Trust Ltd
Japan Fund Mar 31 $51.15 53.72 0.26
Pacific Fund Mar 31 $42.92 45.08 2.51
Mercury Money Market Trust Ltd
£ Managed 10.85 11.41
US$ Managed 29.72 31.28
£ Sterling 25.35
D Mark 86.57
Yen 8.914
Dutch Guilder 119.04 119.04
SwFr 82.53
Mercury Offshore Sterling Trust
Global Fund 1.106 1.174 +0.018
Overseas Fund 1.154 1.225 +0.011
European Fund 1.041 1.105 +0.008
Japan Fund 1.370 1.449 +0.052
N American Fund 1.106 1.170 +0.0007
Pacific Fund 1.120 1.19 +0.009
Utd Kingdom Fund 1.345 1.426 -0.009
Cash Fund £0.957
Mercury Selected Trust
Global Fund $45.56 48.60 +0.63 0.52
European Fund $19.77 21.19 +0.22
Japan Fund $20.06 21.73 +0.15
North Amer Fd $13.77 14.61 +0.13
United Kingdom Fd $21.36 22.77 +0.22

Warburg Inv Mngmt (Isle of Man) Ltd
1 Thomas Street, Douglas, Isle of Man. 0624 23456
Merc Intl Fund 96.9 102.6xd -0.1 4.6
Merc Intl Bond 52.0 55.1xd -0.1 5.5

Wardley Fund Managers (Jersey) Ltd
HK Bk. Bldg, Grenville St, St Helier 0534 27364
Wardley Japan Trust $9.74 10.34 0.00
Wardley Gilt Fund £1.11 1.15 9.55
Wardley Priv Cap Tst $19.62 20.81 1.73
Wardley Int Equity Tst $10.91 11.58 0.60
Wardley Bond Tst $15.59 16.47 5.36
Wardley Global Selection
Australasia Equity $9.13 9.69
Canada Equity $9.70 10.29
Europe Equity $9.67 10.27
Hong Kong Equity $9.26 9.83
Japan Equity $9.95 10.56
Singapore & Malaysia $9.31 9.89
UK Equity $9.76 10.36
USA Equity $9.43 10.01
Deutsche Mark Bond DM47.53 50.16
Ecu Bond $95.22 100.48
Japanese Yen Bond Y950 1,004
Sterling Bond £4.80 5.07
Swiss Franc Bond SFr47.34 49.95
US Dollar Bond $9.43 9.96
Sterling Money Market £4.78 5.09
US Dollar Money Mkt $9.57 10.09

Wardley Investment Services Ltd
4th Floor, Hutchison House, Hong Kong
Wardley Nikko As. Fd. $58.11 61.62 0.81

WestAvon Secs. (Guernsey) Ltd
Borough Hse, St Peter Port, Guernsey. 0481 27963
US $ Option $1.06 1.14
High Income £0.83 0.88 12.50
International Growth £78.9 83.4
Japan Fund £68.6 72.2

World Bond Fund
Managers. PO Box 190, St Helier, Jersey 0534 74715
World Bond Fund NAV $16.78
Inv Ad Mercury Warburg Inv Mngmt. London

World Capital Growth Fund
Managers: PO Box 190, St Helier, Jersey. 0534 74715
World CapGwthFdNAV(z) $13.93
Inv Adv Mercury Warburg Inv Mngt London

World Fund S.A.
2 Boulevard Royal, Luxembourg
World Fund NAV $22.33 +0.08

World Wide Growth Management
10a, Boulevard Royal, Luxembourg
Worldwide Gth Fd $19.05 -0.22
Inv. Adv.: M & G. Inv. Mngt. Ltd. London

Yamaichi Capital Mngt (Guernsey) Ltd
22 Smith St, St Peter Port. Guernsey. 0481 23765
Japan Meta Growth $12.24 +0.12

Yamaichi Dynamic Mngt Co SA
10A Boulevard Royal, Luxembourg
Advanced Tech $20.34 +0.06
Dynamic Gwth Fd $24.31 +0.39

Zero Bond Fund Limited
PO Box 208, St Peter Port, Guernsey 0481 26268
Zero Bond Fund £12.35 13.07

Money Market Trust Funds

Gross Net Gr Equiv CAR Int Cr

Charities Aid Fndtn Money Mngmt Co Ltd
Staple Hall, Stone Ct, Houndsditch, EC3 01-283 6461
CAFCASH Call Fund 9.48 7.09 10.34 3-mth
CAFCASH 7-day Fund 9.49 7.09 10.37 3-mth

The Charities Deposit Fund
2 Fore Street, London EC2Y 5AQ 01-588 1815
Deposit 9.85 10.22 3-Mth

The Money Market Trust
63 Qn Victoria St. EC4N 4ST 01-236 0952
Call Fund 9.74 7.28 10.49 6mth
7-day Fund 9.85 7.38 10.61 6mth

Oppenheimer Money Management Co Ltd
66 Cannon St, EC4N 6AE. 01-236 1425
Call Fund 9.90 7.40 10.62 6-Mth
7-day Fund 9.66 7.22 10.39 6-Mth
Dollar 4.87 3.64 5.21 6-Mth

LONDON SHARE SERVICE

BRITISH FUNDS

1986/87 High	Low	Stock	Price £	+ or -	Yield Int.	Red.
		"Shorts" (Lives up to Five Years)				
100¼	93⅝	Funding 6½pc 85-87	99¾	...	6.52	10.22
101¼	96½	Treas. 10pc 1987	100	...	10.00	9.77
98¾	90⅞	Treas 3pc 1987	98¾	...	3.04	7.46
104⅞	99¾	Treas. 12pc 1987	101¾xd	...	11.82	9.21
99½	92½	Treas 7¾pc 1985-88‡‡	98⅞	...	7.83	9.12
104	96¼	Exch 10½pc '88	101¼xd	...	10.37	9.27
102⅝	95⅛	Treas 9¾pc Cv '88	100⅜	...	9.71	9.37
95¾	86⅝	Transport 3pc '78-88	95⅛	...	3.14	6.93
102½	93⅞	Treas. 9½pc '88	100⅛xd	...	9.48	9.37
107⅛	98⅛	Treas 11½pc 1989	103⅞	...	11.09	9.31
103½	93¾	Treas 9¼pc Cnv 1989	100⅞xd	...	9.46	9.28
93⅛	82⅞	Treas 3pc 1989	92⅛	...	3.25	6.95
105⅞	95⅛	Treas 10½pc 1989	102⅞	...	10.27	9.33
104⅞	94¼	Exch 10pc 1989	101⅜	...	9.86	9.32
107⅞	97	Exch 11pc 1989	103⅝	...	10.61	9.26
94½	84⅛	Treas 5pc 1986-89	93⅜xd	...	5.36	7.97
110⅛	94⅝	Exch 10½pc Cv '89	105⅞	-⅛	9.86	8.51
114⅞	103⅞	Treas 13pc 1990‡‡	109⅞	...	11.88	9.07
108⅝	97⅞	Exch 11pc 1990‡‡	104⅞	...	10.53	9.17
113⅞	101⅞	Exch. 12½pc 1990	108⅞	...	11.52	9.14
89⅞	79⅝	Treas. 3pc 1990	89xd	-⅛	3.37	7.02
100⅞	89⅛	Treas 8¼pc 1987-90‡‡	98⅛	-⅛	8.39	8.84
106⅞	93	Treas. 10pcCv 1990	102⅞xd	..	9.76	9.18
87⅞	76½	Exch 2½pc 1990	86⅛	..	2.90	6.82
112⅞	99⅞	Treas 11¾pc 1991	108	..	10.89	9.19
94¼	83⅞	Funding 5¾pc '87-91‡‡	93¼xd	..	6.17	7.78
86⅞	75⅞	Treas. 3pc 1991	86	..	3.49	6.98
109⅞	95⅞	Treas 10pc Cv '91	105⅞	+⅛	9.48	8.45
110⅝	96⅞	Exch. 11pc 1991	106⅞xd	..	10.31	9.16
118⅝	105⅝	Treas 12¾pc 1992‡‡	113¼	..	11.21	9.14
107⅝	92⅞	Treas 10pc 1992	103⅞	..	9.71	9.20
		Five to Fifteen Years				
109⅝	94⅞	Treas 10½pc Cv 1992‡‡	105¼xd	...	9.99	9.22
117⅛	101⅞	Exch. 12¼pc '92	112⅞	...	10.91	9.29
123⅝	106⅞	Exch 13½pc 1992	117⅞	...	11.50	9.33
108	93⅞	Treas 10pc 1993‡‡	103⅞xd	...	9.66	9.22
120⅞	103⅞	Treas 12½pc 1993‡‡	114⅞	...	10.87	9.28
92	78½	Funding 6pc 1993‡‡	91⅛	+⅛	6.60	7.82
128⅛	109⅞	Treas 13¾pc 1993‡‡	121	+⅛	11.37	9.42
133⅝	113⅞	Treas 14½pc 1994‡‡	125⅞	...	11.52	9.31
127⅛	108⅝	Exch 13½pc 1994	120½xd	-⅛	11.20	9.44
106⅛	97⅞	Treas. 10pc Ln. 1994	103⅞	-⅛	9.65	9.29
122⅛	103⅞	Exch. 12½pc 1994	116	-⅛	10.77	9.42
104	86⅞	Treas 9pc 1994‡‡	99	-⅛	9.09	9.17
120⅛	101⅞	Treas 12pc 1995	113⅞	-⅛	10.53	9.41
81⅞	68⅛	Exch 3pc Gas 90-95	79⅛xd	-⅛	3.77	6.27
110⅞	92⅛	Exch. 10¼pc 1995	105⅛	-⅛	9.76	9.35
126⅛	106	Treas 12¾pc 1995‡‡	119⅛	-⅛	10.70	9.44
133⅝	111⅞	Treas. 14pc '96	126¼	-⅛	11.09	9.52
103⅞	86⅛	Treas 9pc 1992-96‡‡	98⅛	-⅛	9.15	9.27
142⅞	119⅛	Treas 15¼pc 1996‡‡	134⅞xd	-⅛	11.35	9.50
130⅞	108⅞	Exch 13¼pc 1996‡‡	122⅞	-⅛	10.78	9.44
87⅞	74⅛	Redemption 3pc 1986-96	86	...	3.44	9.38
107⅞	90⅞	Conversion 10pc 1996	103⅞	...	9.64	9.40
131⅞	108⅞	Treas 13¼pc 1997‡‡	123⅞	-⅛	10.70	9.45
112⅛	93⅛	Exch 10½pc 1997	106⅞	-⅛	9.82	9.40
101⅞	84⅛	Treas 8¾pc 1997‡‡	96⅛	-⅛	9.08	9.29
43⅞	39⅞	Tr. 8¾pc 1997 B (40pd)●	39⅞	-⅛	9.07	9.28
143	118⅞	Exch 15pc 1997	135⅛xd	-⅛	11.11	9.63
107⅞	89⅛	Exch. 9¾pc 1998	102¼	-⅛	9.53	9.40
88⅞	72⅛	Treas 6¾pc 1995-98‡‡	84⅞xd	-⅛	8.00	9.00
148⅞	123⅞	Treas. 15½pc '98‡‡	140⅞	-⅛	11.02	9.58
124⅞	102⅞	Exch. 12pc 1998	117⅞	-⅛	10.22	9.49
107⅞	88⅞	Treas 9½pc 1999‡‡	101⅞	-⅛	9.35	9.26
126⅛	104⅞	Exch. 12¼pc 1999	119⅞	-⅛	10.25	9.48
114	94⅛	Treas. 10½pc 1999	108	-⅛	9.71	9.36
112	92⅛	Conversion 10¼pc 1999	106⅛	-⅛	9.65	9.39
103⅞	85⅛	Conversion 9pc 2000‡‡	98⅛	-⅛	9.14	9.20
133⅞	110⅛	Treas. 13pc 2000	126⅛	-⅛	10.31	9.50
111⅛	91⅛	Treas 10pc 2001	105⅛	-⅛	9.49	9.30
137⅛	114⅛	Treas. 14pc '98-01	129⅞	-⅛	10.80	9.60
109⅞	89⅞	Conversion 9¾pc 2001	103⅞	-⅛	9.42	9.30
124⅞	102⅞	Exch. 12pc '99-02	117½	-⅛	10.21	9.48
		Over Fifteen Years				
111¾	91⅞	Conversion 10pc 2002	105⅞xd	-⅛	9.46	9.28
109⅝	89⅞	Treas 9¾pc 2002	103⅞	-⅛	9.38	9.26
27	20	Exch. 9pc 2002 (20pd)	22⅛	-⅛	9.15	9.19
139	114⅞	Treas. 13¾pc 2000-03	131½	-⅛	10.46	9.52
112⅞	91⅞	Treas 10pc 2003	106⅛	-⅛	9.43	9.27
123⅞	101⅞	Treas. 11½pc 2001-04	116⅞	-⅛	9.88	9.37
112⅞	91⅞	Treas. 10pc 2004	106⅛	-⅛	9.41	9.26
60⅞	48⅞	Funding 3½pc '99-04	56⅛	-⅛	6.13	8.17
108	88⅞	Conversion 9½pc 2004	102¼xd	-⅛	9.29	9.23
108⅛	88⅞	Conversion 9½pc 2005	102⅞xd	-⅛	9.27	9.21
117⅞	96⅛	Exch. 10½pc 2005	111⅛	-⅛	9.45	9.21
133⅞	109⅞	Treas. 12½pc 2003-05	126⅛	-⅛	9.87	9.30
95⅛	77⅛	Treas. 8pc 2002-06‡‡	89⅞xd	-⅛	8.93	9.14
109⅞	90⅞	Conversion 9¾pc 2006	104⅞	-⅛	9.33	9.25
126⅛	104	Treas. 11¾pc 2003-07	120⅛	-⅛	9.77	9.27
98⅞	80⅞	Treas 8½pc 2007	94⅛	-⅛	9.03	9.13
143	117⅞	Treas. 13½pc '04-08	135⅛	-⅛	9.96	9.28
34⅛	24⅞	Treas.9pc'08 (25pd)	29⅞	...	9.12	9.14
100	76⅞	Treas 8pc 2009	89⅞	-⅛	8.94	9.10
71⅞	56⅞	Treas. 5½pc 2008-12‡‡	65⅞	-⅛	8.38	8.94
93⅞	74⅞	Treas. 7¾pc 2012-15‡‡	86⅞	-⅛	8.92	9.04
136	110⅞	Exch. 12pc '13-'17	128⅞	-⅛	9.36	9.15
		Undated				
47	38⅞	Consols 4pc	43⅞	...	9.25	—
42	33⅞	War Loan 3½pc‡‡	38⅞	-⅛	9.06	—
53	45	Conv. 3½pc '61 Aft.	49⅞	...	7.13	—
35⅛	28⅞	Treas. 3pc '66 Aft.	32⅞xd	-⅛	9.25	—
29⅞	23⅞	Consols 2½pc	27⅛xd	...	9.33	—
29⅞	23⅞	Treas. 2½pc	27⅛	...	9.22	—

BRITISH FUNDS—Contd

1986/87 High	Low	Stock		Price £	+ or -	Yield (1)	(2)
		Index-Linked	(b)				
129½	115¼	Treas. 2pc '88	(297.1)	129⅛	+⅛	—	2.42
114⅞	99	Do. 2pc '90	(333.9)	114⅞	+⅛	1.28	2.39
96⅞	93½	Do. 2pc '92‡‡	(385.8)	95⅞	+⅛	2.20	2.86
127⅞	108⅞	Do. 2pc '96	(267.9)	127⅞	+⅛	3.06	3.41
110⅞	94½	Do 2½pc '01	(308.8)	110⅞	+⅛	3.28	3.50
110	93⅞	Do. 2½pc '03	(310.7)	109⅞	+⅛	3.24	3.47
113	96½	Do. 2pc '06	(274.1)	112⅞	+⅛	3.25	3.42
107⅞	92	Do. 2½pc '09	(310.7)	107⅞	+⅛	3.21	3.38
119⅞	96⅞	Do. 2½pc '11	(294.1)	112⅞	+⅛	3.20	3.34
95⅞	80⅞	Do. 2½pc '13	(351.9)	94⅞	+⅛	3.15	3.30
103⅞	87⅞	Do. 2½pc '16	(322.0)	102⅞	+⅛	3.16	3.27
101⅞	85⅞	Do. 2½pc '20	(327.3)	100⅞xd	+⅛	3.11	3.23
86⅞	77⅞	Do. 2½pc '24‡‡	(385.3)	85⅞	+⅛	3.06	3.17

Prospective real redemption rate on projected inflation of (1) 10% and (2) 5%. (b) Figures in parentheses show RPI base month for indexing, ie 8 months prior to issue. RPI for July 1986: 384.7 and for February 1987: 100.4 (rebased at 100 January 1987 conversion factor 3.9451).

INT. BANK AND O'SEAS GOVT STERLING ISSUES

1986/87 High	Low	Stock	Price £	+ or -	Yield Int.	Red.
116⅛	92⅞	African Dv Bk 11¼Ln 2010	108⅛	+⅛	10.25	10.15
111	88⅞	Asian Dev Bk 10¼pcLn2009	104⅞xd	+⅛	9.78	9.71
136½	111⅞	Australia 13½pc 2010	130½	...	10.34	10.07
119⅞	95⅞	Do. 11½pcLn2015	113⅞	+⅛	10.07	9.99
117⅞	95⅞	Euro Inv Bk 11pc Ln 2002	110⅞xd	+⅛	9.92	9.62
112⅞	91	Do. 10¼pc 2004	105⅞	+⅛	9.76	9.62
127⅞	105⅞	Int-Am Dev Bk 12½pc 2003	121⅞	+⅛	10.28	9.77
104⅞	84⅞	Do 9¼pcLn 2015	100	+⅛	9.75	9.75
95	81	Mlysia 10¼pcLn 2009	92½	+⅛	11.62	11.70
103⅞	93⅞	Malaysia 12¼pc '88	101	...	12.13	11.34
104⅞	101⅞	NZ 14¼pc 1987	101⅞	...	14.06	8.79
116⅞	94⅞	Do. 11¼pc 2008	110⅞	+⅛	10.22	10.08
119⅞	96⅞	Do 11½pc 2014	113⅞xd	+⅛	10.15	10.06
135⅞	112⅞	Sweden 13¼pc Ln 2010	131	+⅛	10.30	10.01
114⅞	92⅞	Do 11pc Ln 2012	109⅞	+⅛	10.05	9.95
106	88	Utd. Mexican States 16½pc	103	+1	16.02	13.96

CORPORATION LOANS

1986/87 High	Low	Stock	Price £	+ or -	Yield Int.	Red.
112⅞	103⅞	Birmingham 13½pc 1989	107⅞	+⅛	12.53	10.07
120⅞	99⅞	Do. 11½pc 2012	114⅞	-⅛	10.07	9.95
103⅞	100	Burnley 13pc 1987	101	...	12.89	10.81
92⅞	77⅞	GLC 6¾pc 1990-92	89	-⅛	7.58	9.80
99⅞	93⅞	Herts 6½pc 1985-87	99⅞	+⅛	6.81	9.54
135⅞	115	Leeds 13½pc 2006	129⅞xd	-⅛	10.40	10.00
33	26	Liverpool 3½pc Irred.	28xd	...	12.50	—
99⅞	92	LCC 5½pc '85-87	99⅞	...	5.54	9.30
93⅞	82⅞	Do. 6¾pc '88-90	92	+1⅛	7.34	10.00
31⅞	24⅞	Do. 3pc '20 Aft.	28xd	...	10.71	—
118⅞	98⅞	Manchester 11½pc 2007	111	+2⅛	10.36	10.22

COMMONWEALTH & AFRICAN LOANS

1986/87 High	Low	Stock	Price £	+ or -	Yield Int.	Red.
94⅞	79	NZ 7¾pc 1988-92	90⅞	-⅛	8.01	9.80
201	165	S Rhod 2½pc Non-Asstd	165	...	—	—
79	70	Do. 4½pc 87-92 Asstd.	75	...	6.00	11.15
249	130	Zimbabwe Ann (£100pd)	130xd	...	—	15.04

LOANS

1986/87 High	Low	Stock	Price £	+ or -	Yield Int.	Red.
		Building Societies				
100⅞	99⅞	N'Wide 10½pc 6.4.87	100	...	10.50	10.56
99⅞	98⅞	Do 9½pc 27.4.87	99⅞xd	...	9.51	10.52
100⅞	98⅞	Do 9⅞pc 18.5.87	99⅞	...	9.88	10.57
100⅞	98⅞	Do 9¾pc 15.6.87	99⅞	...	9.71	10.55
100	98⅞	Do 9⅞ 6.7.87	99⅞	...	9.84	10.58
100⅞	98⅞	Do. 10⅛pc 27.7.87	99⅞	...	10.14	10.56
100⅞	98⅞	Do. 10⅛pc 17.8.87	99⅞	...	10.14	10.61
100⅞	98⅞	Do. 9⅞pc 7.9.87	99⅞xd	...	9.91	10.60
100⅞	98⅞	Do. 10⅜pc 21.9.87	99⅞	...	10.34	10.73
101⅞	99⅞	Do. 11⅝pc 26.10.87	100⅛xd	...	11.66	10.38
101⅞	99⅞	Do. 11⅜pc 23.11.87	100⅛	...	11.43	10.99
101⅞	100	Do. 11⅜pc 21.12.87	100⅛	...	11.47	10.27
101⅞	100⅞	Do. 11⅛pc 18.1.88	100⅛	...	11.06	10.21
101	100	Do. 10⅞pc 15.2.88	100⅛	...	10.75	10.06
109⅞	95	Do. 3½pc IL Ln 2021	103⅞	+⅛	3.74	3.86
		Public Board and Ind.				
90⅞	79⅞	Agric. Mt. 5pc '59-89	90	...	5.56	10.00
46⅞	39	Met. Wtr. 3pc 'B'	44⅞xd	...	6.74	10.02
		Financial				
103⅞	97⅞	Inv in Ind 11pc UnLn '88	102½	...	10.65	9.70
109	98⅞	Do. 11⅜pc Uns.Ln. '90	104	...	11.09	9.20
95	78⅞	Do 7¾pcADb89-92	92⅞	...	8.33	9.30
114	99⅞	Do. 12½pc Un. Ln. 1992	108xd	...	11.16	9.40
92⅞	77	Do. 7¾pcA '91-94	88⅞xd	...	8.10	9.35
101⅞	85⅞	Do. 9pcA '91-94	98⅞xd	...	9.14	9.30
102	82	Do. 8¾pcLn '92-97	97⅞xd	...	9.26	9.40

FOREIGN BONDS & RAILS

1986/87 High	Low	Stock	Price £	+ or -	Div % Gross	Red. Yield
41	20	Chinese 4½pc 1898	23	...	—	—
41	20	Do. 5pc 1912	23	...	—	—
40	20	Do. 5pc 1913	23	...	—	—
40	10	Do. 5pc '25 Boxer	23	...	—	—

FOREIGN BONDS & RAILS—Contd

1986/87 High	Low	Stock	Price £	+ or -	Div % Gross	Red. Yield
52	45	Greek 7pc Ass.	45	...	3.50	f7.78
52	44	Do. 6pc 28 Stb. Ass.	45	...	3	f6.67
50	42	Do 4pc Mixed Ass.	47xd	...	2	f4.29
77	60	Hung. '24 Ass	65	...	2.75	f4.37
145⅞	122⅞	Hydro Quebec 15pc 2011	141	-⅛	15.00	10.34
92	84	Iceland 6¾pc '83-88	92	...	6.50	12.17
135⅞	113⅞	Do 14½pc Ln. 2016	129⅞	...	14.50	11.08
104⅞	84⅞	Ireland 9¾pc '91-96	100⅞	...	9.75	9.70
98	87	Japan 6% '83-88	95	...	—	—

AMERICANS

1986/87 High	Low	Stock	Price £	+ or -	Div Gross	C'vr	Y'ld Gr's
44	22⅞	Abbott Laboratories$	40	+⅛	84c	—	1.4
18½	11	Ahmanson (H.F.)	14⅛	-⅛	88c	—	4.0
32⅛	22⅞	Alcoa $1	26⅛	-⅛	$1.20	—	2.9
19⅞	13⅞	♦Allegheny & W $0.01	17⅛	...	24c	—	0.9
12⅞	721p	Amax $1	11⅛	-⅛	—	—	—
26⅛	947p	Amdahl 5c	22⅛	-⅛	20c	—	0.6
64	38	Amer. Cyanamid $5	57⅞	-⅛	$1.90	—	2.1
50⅞	35⅞	Amer. Express $0.60	44⅞xd	-1⅛	$1.44	—	2.1
14⅞	910p	Amer. Medical Int. $1	12	-⅛	472c	—	3.9
19⅞	14⅛	American T. & T. $1	15	...	$1.20	—	5.2
67⅞	46	AmeriTech $1	55	-⅛	h$4.72	—	5.6
20⅞	14⅛	Amfac $1	18⅛	-⅛	—	—	—
23	13⅞	Anheuser-Busch $1	20⅛xd	-⅛	$2.00	—	6.4
871p	317p	♦AndTech	584p		—	—	—
12⅞	710p	BankAmerica $1½	7⅛	+⅛	—	—	—
35⅞	24	Bankers N.Y. $10	28⅛xd	...	$1.66	—	3.8
822p	477p	BASIX Corp.	505p	-5	12c	—	1.5
51⅞	34⅞	Bell Atlantic $1	41⅞	-⅛	$3.84	—	6.0
15	3⅞	♦Bethlehem Steel $8	6⅞	+⅛	—	—	—
20½	8⅞	Bio-Rad Labs. Inc. 'A'	15⅞	-⅛	—	—	—
26⅞	15⅞	Bowater Inc	24⅞	+⅛	80c	—	2.1
39⅞	21⅞	Browning-Ferris 16⅔c	37⅛	-⅛	80c	—	1.4
30⅞	15	Brunswick	29⅞	-⅛	60c	—	1.3
32⅞	16⅞	CPC Intnl. 25c	31⅞	+⅛	h$1.24	—	2.5
25⅞	18	CSX Corp U.S.$1.00	20⅛	+⅛	$1.16	—	3.7
26½	18⅞	CalFed Inc $1.00	21⅛xd	...	60c	—	1.8
44⅞	31⅞	Campbell Soup 30c	43	-⅛	$1.44	—	2.2
37	25⅞	Caterpillar Inc $1.00	30	-⅛	50c	—	1.1
610p	306p	Cenergy Corp. 25c	487p	...	4c	—	0.5
32½	23⅞	Chase Manhattan $12.5	24⅞	+⅛	$2.16	—	5.7
37⅞	27⅞	Chemical New York	27⅞	+⅛	$2.72	—	6.4
35⅞	19⅞	Chrysler $6¼	34⅞	-⅛	$1.50	—	2.8
42⅞	31⅞	Citicorp $4	32½	+⅛	$2.46	—	4.9
12⅞	704p	CityFed Fin. Corp	730p	...	40c	—	3.6
31⅞	21½	Colgate-Palmolive $1	28½	-⅛	$1.36	—	3.1
962p	8⅞	Colt Inds. $1	875p	+6	—	—	—
25½	16⅞	Cons Freightways $0.625	21⅛	-⅛	82c	—	2.5
819p	311p	Con. Illinois Corp $1	311p	-3	—	—	—
89½p	11½p	Cont Illinois Hldgs $1	15½p	-⅛	8c	—	33.5
207p	39p	♦Corporate Data Scnce	169p	...	—	—	—
13⅛	435p	Cullinet Sftwr $0.1	683p	...	—	—	—
287p	18p	Damson Oil 40c	23p	-1	—	—	—
29⅛	17⅞	Dana Corp. $1	29⅛xd	+2⅛	$1.28	—	2.9
33⅞	18⅞	Data General	19⅞	-⅛	—	—	—
24½p	8½p	♦Derma-Lock Medical	20½p	...	—	—	—
83⅞	55⅞	Dun & Bradstreet $1	78⅛	-2	$2.56	—	2.1
55⅞	42⅞	Eaton Corpn. 50c	49⅞xd	-⅛	$1.60	—	2.1
25½	18⅞	FPL Group $0.01	19⅞xd	-⅛	$2.04	—	6.8
13⅞	625p	Fairmont Financial	11⅛	...	—	—	—
24⅛	16⅞	First Chicago $5	18⅞xd	...	$1.32	—	4.7
54⅞	25⅞	Ford Motor $2	53½	-1⅛	$2.60	—	3.2
28⅞	20	GATX 62½c	26⅞xd	-⅛	$1.50	—	3.7
68⅞	47⅞	Gen. Elect. $1¼	65⅞xd	+⅛	$2.52	—	2.5
16⅞	612p	♦General Host Corp $1	769p	...	22c	—	1.9
42⅞	24	Gillette $1	38⅞	-⅛	$2.72	—	4.6
15⅞	10	Gt Am First Svgs Bk $1	13⅛	...	26.7c	—	1.3
36⅞	23⅞	Gt. Western Fin. $1	30⅛	-⅛	$1.20	—	2.5
25⅞	18⅞	Greyhound $1.50	23⅞xd	-⅛	$1.26	—	3.5
20⅞	11⅞	Hasbro Inc $0.50	14⅞	...	9c	—	0.4
15⅞	13⅞	Home Group $1	13⅞	-⅛	20c	—	1.0
57⅞	39⅞	Honeywell $1.50	44⅛	-⅛	$2.00	—	—
28	20⅞	Hospital Corp Am $1	23½xd	-⅛	50c	—	1.4
25⅞	19⅞	Houston Inds Incl	22⅞xd	-⅛	$2.80	—	8.2
112⅞	77⅞	IBM Corpn $1.25	92⅞	-2⅛	$4.40	—	3.1
21	12⅞	IC Industries	21	+⅛	80c	—	2.5
41⅞	25⅞	ITT Corpn. $1	37⅞	...	$1.00	—	1.7
130p	97p	♦Image Storage/R.Sys.I	100p	...	—	—	—
52	34½	Ingersoll-Rand $2	49½	+⅛	$2.60	—	3.4
16½	12½	Inslico $1	15⅛	...	$1.00	—	4.3
12⅞	806p	IU Intnl. $1.15	11⅞	+⅛	60c	—	3.3
40⅞	29⅞	Lockheed Crpn. $1	32½xd	+⅛	$1.00	—	2.0
25⅞	18⅞	Lone Star Inds $1	24⅛	-⅛	$1.90	—	5.0
24⅞	15⅞	Louisiana Land $0.15	23⅞	-⅛	$1.00	—	2.7
28	15⅞	Lowe's 50c	19⅞	-⅛	40c	—	1.3
38⅞	26⅞	Manuf. Hanover $7½	26½	-⅛	$3.28	—	8.0
30⅞	21⅞	Merrill Lynch $1	26⅞xd	-⅛	80c	—	2.0
46p	1p	♦Microcomputer Mems	1p	...	—	—	—
32	21½	Morgan (JP) $2.5	27⅞	+⅛	$2.72	—	6.5
49	32⅞	NYNEX $1	40⅛xd	-⅛	h$3.48	—	5.6
28	20⅞	PHH	23½	...	$1.04	—	2.9
25⅞	20⅞	Pacificorp $3.25	22	-⅛	$2.40	—	7.1
20½	13½	Pacific Telesis $0.10	16⅛	-⅛	h$3.04	—	12.0
22	14⅞	Pall Corp. 25c	20⅞	+⅛	38c	—	1.2
57⅞	31⅞	Pennzoil 83c	50⅛	-⅛	$2.20	—	2.8
28⅞	20⅞	Pillsbury	25⅞	-⅛	$1.00	—	2.5
36⅞	19⅞	Quaker Oats $5	29⅞	-⅛	h80c	—	1.8
42	22⅞	RJR Nabisco Inc	35⅞	...	$1.60	—	3.0
42⅞	26	Rep NY Corpn $5	32⅞	-⅛	$1.16	—	2.4
17⅞	942p	Rexnord $5	16⅞	-⅛	44c	—	4.6
37⅞	24⅛	Rockwell Intl. $1	35⅞	-⅛	$1.32	—	2.4

Continued on next page

Money Market Bank Accounts

Gross Net Gr Equiv CAR Int Cr

ANZ Finance High Interest Cheque Acc
Minerva Hse, Montague Cl, London, SE1 01-378 2576
£250-£2,500 8.00 5.98 Qtr
£2,500+ 10.00 7.48 Qtr

Adam & Co. plc
22 Charlotte Sq, Edinburgh EH2 4DF 031-225 8484
Full Service Cur Acc 9.25 6.75 9.75 Qtr

Aitken Hume
30 City Road, EC1Y 2AY. 01-638 6070
Treasury Acc 9.25 6.91 10.00 Qtr
Ntbl/Chq £1000-£5000 9.00 6.73 9.72 Mth
Mth. Int. Chq. £5,000+ 9.25 6.91 10.05 Mth

Allied Arab Bank Ltd
97-101 Cannon St, London, EC4N 5AD 01-626 2046.
HICA, HICMA 11.25 8.41 12.31 Mth

Bank of Scotland
38 Threadneedle St, EC2P 2EH. 01-628 8060
Money Mkt Cheque Acc 9.10 6.84 9.68 Mth

Barclays Prime Account
PO Box 125, Northampton 0604 252891
High Int Cheque 9.00 6.75 9.75 Qtr

Beneficial Trust Ltd
9 Henrietta Place, W1M 9AG. 01-631 3313
Cap Chq Deposit Acc 9.25 6.91 10.05 Mth

Brown Shipley & Co Ltd
Founders Court, Lothbury, London EC2R 7HE 01-606 9833
Demand Acc 9.50 7.10 10.27 Qtr.

Charterhouse Bank Limited
1 Paternoster Row, EC4M 7DH. 01-248 4000
Sterling 10.00 7.48 10.90 Mth
U.S. Dollar 5.625 4.20 6.09 Mth
German Marks 3.50 2.62 3.75 Mth
Swiss Francs 2.50 1.87 2.66 Mth
Japanese Yen 3.50 2.62 3.73 Mth

Citibank Savings
St Martin's Hse, Hammersmith Grove 01-581 1422
Money Market Plus Top rate 7.65 11.17 Mth
For other rates please 'phone our Ratefone 01-581 0629

Co-operative Bank Cheque & Save
78-80 Cornhill EC3 01-626 6543
£500-£2,500 6.69 5.00 7.18 Qtr
£2,500+ 9.38 7.00 10.12 Qtr

Dartington & Co Ltd
Dartington, Totnes, Devon TQ9 6JE 0803 862271
Money Mkt Acc 10.00 7.48 10.86 Qtr

Henderson/Bank of Scotland
38 Threadneedle St EC2P 2EH 01-628 8060
Money Mkt. Cheque Acc. 9.10 6.84 9.68 Mth

Legal & General (Money Mngrs) Ltd
355 Euston Road, NW1 3AG 01-388 3211
High Int Dep Acc 9.63 7.25 10.11 6-mth

Lloyds Bank PLC
71 Lombard St London EC3P 3BS 01-626 1500
£1,000-£4,999 7.80 6.20 8.94 Qtr
£5,000-£9,999 8.20 6.60 9.53 Qtr
£10,000+ 8.60 7.00 10.12 Qtr

M & G/Kleinwort Benson
M & G Hse., Victoria Rd, Chelmsford 0245 266266
H.I.C.A. (£2,500+) 9.25 6.91 10.05 Daily

Midland Bank plc
PO Box 2, Sheffield. 0742 528655
High Int Chq Acc 8.96 6.70 9.68 Qtr
£10,000+ 9.36 7.00 10.12 Qtr

M.I.M. Britannia Ltd
74-78 Finsbury Pavement, EC2A 1JD 01-588 2777
Cater Allen 9.38 7.01 10.1934 —

NatWest Special Reserve Account
41 Lothbury, London. EC2P 2BP 01-256 9933
£2,000 to £9,999 9.00 6.875 9.68 Qtr
£10,000 and above 9.125 7.00 9.86 Qtr

Oppenheimer Money Mgmt Co Ltd
66 Cannon St, EC4N 6AE 01-236 1425
Money Mngt Acct 9.75 7.29 — 3-Mth

Phillips & Drew Trust Ltd
120 Moorgate, London EC2M 6XP 01-628 9771
High Int Chq Acc 9.75 7.29 10.55 Qtr

Provincial Trust
30 Ashley Rd, Altrincham, Cheshire 061-928 9011
High Int Chq Acc 10.50 7.85 11.49 Mth

Royal Bank of Scotland plc
42 St Andrew Sq, Edinburgh EH2 2YE. 031-557 0201
Premium Account 9.12 6.86 9.66 Qtr

Save & Prosper/Robert Fleming
25 Western Rd, Romford RM1 3LB. 0708 66966
H.I.B.A. 8.97 6.75 9.56 Daily

Tyndall & Co
29-33 Princess Victoria St, Bristol 0272 732241
Demand Acc 9.47 7.07 10.23 Qtr
Money Acc 9.53 7.12 10.30 Qtr

J. Henry Schroder Wagg & Co Ltd
Enterprise House, Portsmouth 0705 827733
Special Acc 8.875 6.63 9.43 Mth
£10,000 and above 9.125 6.82 9.92 Mth

Western Trust & Savings Limited
The Moneycentre, Plymouth PL1 1SE 0752 224141
High Int Chq Ac 9.88 7.39 10.70 Qtr

Wimbledon & South West Finance Co Ltd
114 Newgate St, London EC1A 7AE. 01-606 9485
High Int Cheque Acc 11.25 8.47 11.98 Qtr

NOTES—Gross rate to those exempt from composite rate of tax. Net: actual rate after deduction of CRT. Gr Equiv CAR: Gross equivalent to basic rate taxpayers—compounded annual rate. Int Cr: frequency interest credited.

UNIT TRUST NOTES

Prices are in pence unless otherwise indicated and those designated $ with no prefix refer to U.S. dollars. Yields % (shown in last column) allow for all buying expenses. Prices of certain older insurance linked plans subject to capital gains tax on sales. a Offered prices include all expenses. b Today's prices. c Yield based on offer price. d Estimated. g Today's opening price. h Distribution free of UK taxes. p Periodic premium insurance plans. s Single premium insurance. x Offered price includes all expenses except agent's commission. y Offered price includes all expenses if bought through managers. z Previous day's price. ¥ Guernsey gross. # Suspended. ♦ Yield before Jersey tax. † Ex-subdivision. ‡‡ Only available to charitable bodies. ● Yield column shows annualised rates of NAV increase. xd ex dividend.

LONDON SHARE SERVICE

AMERICANS—Continued

1986/87 High	Low	Stock	Price £	+ or	Div Gross	C'vr	Yld Gr's	P/E
36¾	17½	Sara Lee $1	28½	+⅛	$2.00	—	4.5	—
15	10¼	Stall (B. F.) $1	10½	−⅛	20c	—	1.2	—
81½	55¼	Southwestern Bell $1	72	−1	$6.96	—	6.3	—
21½	14½	Staley Continental	16½	+⅛	80c	—	3.1	—
43½	29¾	Sun Co. Inc. $1	43½	+⅛	$3.00	—	4.5	—
74	57½	TRW Inc. $1¼	64½	+1	$3.20	—	3.2	—
31	23¼	Tenneco $5	30½	−⅛	$3.04	—	6.5	—
184½	135	Do. 10pc Ln Sb. 91-5	164½		10%	—	15.7	—
29½	18½	Texaco $6.25	23½	−⅛	$3.00	—	8.3	—
60¾	41¼	Time Inc. $1	53½	−⅛	$1.00	—	1.2	—
15¾	11½	Tracor $0.33	12¾		36c	—	1.8	—
27½	20¼	Transamerica $1	20¾	−¼	$1.76	—	5.5	—
14¾	7⅞	Transworld Corp $5	10¾		20c	—	1.2	—
42¾	19¾	Tricona Corp.	41½		$1.40	—	2.2	—
19⅝	10¼	TUSX $1	17½		$1.20	—	4.4	—
18⅛	9⅞	Union Carbide $1	17⅛	−⅛	$1.50	—	5.7	—
37⅞	26⅞	Utd. Technologies	31⅛	−⅛	$1.40	—	2.9	—
41¾	29¾	US West $1	33⅞	−⅛	$3.04	—	5.8	—
52	20¼	Woolworth $3½	31¾		$1.12	—	2.3	—

CANADIANS

1986/87 High	Low	Stock	Price £	+ or	Div Gross	C'vr	Yld Gr's
32⅞	20p	Abbot Energy Corp.	22½		—	—	—
20½	38½	Amer. Barrick Res.	19½	−1	—	—	—
83p	36p	Ameno	74p	−3½	—	—	—
19¼	15¼	Bk. Montreal $	15⅞	−¼	$2.00	—	6.0
10¼	59½	Bk. Nova Scot. $	886p	−14	72c	—	3.9
20¼	17¼	BCE $	20¼	−¼	$2.40	—	5.7
96½	45½	Bow Valley $	86½	−14	10c	—	0.6
11¾	7¾	Brascan $	17¾	−¼	88c	—	2.4
45½	23½	Brookwater Res.	45½	−4	—	—	—
11¾	8½	Can. Imp. Bk. $2	10¼	−¼	$1.08	—	5.0
12	6½	Can. Pacific $	11¼	−¼	48c	—	2.0
42	35	Do. 4pc Deb £100	42		4%	—	9.5
24½	8⅞	Echo Bay Mines	24½	+½	20c	—	0.4
77½	28½	Granges Explor.	74½	−18	—	—	—
33½	10p	Gt Pacific Res	12p		—	—	—
14¼	6½	Gulf Canada	13½		52c	—	1.9
15	10½	Hawker Sid Can	12½	−½	96c	—	3.6
75½	100p	Hemlo Gold	631½	−5	—	—	—
15¾	11	Hudson's Bay $	13½		60c	—	2.1
33¾	16¾	Imperial Oil	32¾	+1	$1.60	—	2.3
11½	7½	Inco	10¾	−¼	US$0.20	—	1.4
21½	5½	Intl. Corona Res	21½	+½	—	—	—
70½	50½	Inland Nat. Gas $1	66½	−5	60c	—	4.4
26½	12½	Mascotte Explo.	25½	−2	—	—	—
22¾	14½	Mitel Business Sys. $	19½	+15	—	—	—
13½	9½	Mitch Algoma	11	−½	65c	—	2.8
19¾	13¾	Royal Bk. Can. $	15½	−⅛	$2.00	—	6.0
49½	30¾	Seagram $	44½	−¼	US$1.00	—	1.5
14½	10¼	Toronto-Dom. Bk. $	13¼	−¼	84c	—	3.0
10	7½p	TransCan Pipe	9½p	+10	$1.12	—	5.5
22½	12½	Varity Corp $	15½	−1	$—	—	—

BANKS, HP & LEASING

1986/87 High	Low	Stock	Price	+ or	Div Net	C'vr	Yld Gr's	P/E
297	185	ANZ $A1	252	+1	03½c	2.4	5.7	♦
*162½	£139½	Algemene Fl.100	£158	−1⅜	027%	♦	5.3	♦
273	185	Allied Irish	245	−1	♦10.60%	3.6	6.0	7.7
92	63	Ambacher (H.) 1p	88		2.0	—	3.2	—
£40½	890	Banco de Bilbao S.A.	£36		038%	1.9	2.6	20.2
£29½	£10½	Banco de Santander	£26		023.2%	♦	1.7	♦
260	171	Bank Ireland Ir£1	236	−2	♦10.04%	2.7	5.5	9.4
£14	600	Bank Leumi	£14		—	—	—	—
295	220	Bk. Leumi (UK) £1	295		12.4	—	5.9	—
477	365	Bank Scotland £1	467	−2	†14.0	3.6	4.2	9.3
80	47	Bank of Wales	71		♦2.4	2.3	4.8	11.6
589	433	Barclays £1	494	−5	21.0	3.8	6.0	5.6
91	31	Benchmark 20p	78	−1	1.63	1.8	—	—
700	410	Brown Shipley £1	578	−5	19.5	—	2.3	—
146	91	Business Mort Tst	123		†1.51	7.2	1.7	11.1
*422	268	Cater Allen £1	383	+10	♦20.15	—	7.4	—
241	67	Chancery Securities	228	+5	12.2	3.2	1.4	26.4
£23¼	£16	Commerzbk DM10	£17¼		♦016%	—	3.1	—
£28	£20½	Crign. Hbk. Kr100	£23		015%	♦	6.3	2.2
£303½	£203½	Deutsche Bk DM50	£294½	−1½	♦024%	—	1.7	—
266	142	First Nat. Fin. 10p	252	−2	6.39	3.1	3.6	10.0
142½	102	FNFC 6.5pc Cnv Pref	137½	−½	6.3%	—	6.5	—
45¼	17½	First Pacific Hldg.	40		03.85c	3.4	6.3	4.6
*385	240	Gerrard & National	369	+2	15.5	—	5.9	—
210	75	Goode Durrant 5p	178	−2	♦2.5	—	2.0	—
110½	66	Guinness Peat	103	−4	2.38	2.3	3.2	16.2
315	162	Hambros 20p	295	−3	17.2	—	4.0	—
921	525	Hill Samuel	450	+22	†13.2	—	4.1	—
*78	44½	HK & Shang. HK$2.50	67	−½	♦037c	—	4.5	—
533	318	Joseph (Leo) £1	528	+5	12.37	—	3.3	—
198	136	King & Shaxson 20p	174	−2	8.75	—	7.1	—
642	376½	Kleinwort, Benson L.	515	+3	14.0	—	3.9	—
527	295	Lloyds £1	472		18.0	4.4	5.4	5.4
£15¾	572	MCorp $5	660		—	—	—	—
428	280	Mercury Intl	378	+5	♦8.0	—	3.0	—
152	106	Do 6pc A Cnv Prf	133		6%	—	6.4	—
673	420	Midland £1	609	−12	27.0	3.5	6.2	5.8
516	353	Morgan Grenfell £1	388	+2	10.5	—	3.9	—
320	203	Nat Aust. Bk. A$1	228		♦024.2c	3.0	5.4	6.1
*640	436½	Nat. West. £1	579	−9	21.4	4.6	5.5	6.2
£129	679	Ottoman Bank £20	£129	+4	060%	—	4.3	—
86	55	Rea Bros. Group	73		20.45	—	0.9	—
161½	102	Rothschild (J) Hldgs	159	−1½	15.0	3.2	4.4	—
84	35	Do. Warrants	83½		—	—	—	—
380	260	Royal Bk. of Scotland	314	−1	10.8	3.7	4.8	7.9
900	581	Schroders £1	900	+10	13.5	—	2.1	—
790	581	Do. £1 N/V	790		13.5	—	2.4	—
£27¼	£20½	Sec. Pacific $10	£22½	−½	♦US1.20	—	3.5	—
895	420	Standard Chartd. £1	827	−1	35.0	♦	6.1	♦
103	72½	TSB	95	−1	W4.29	3.2	4.4	9.6
136	86	TTB Channel Islands	135		♦13.92	3.7	4.3	9.4
898	615	Union Discount £1	878	+10	40.0	—	6.4	—
£39¼	£21½	Wells Fargo $5	£31¼	+⅞	♦US1.56	—	3.2	—
305	177	Westpac $A1	285	+2	028c	2.5	5.8	6.8
415	225	Wintrust 20p	405	−5	†5.4	3.8	1.9	20.3

Hire Purchase, Leasing, etc.

1986/87 High	Low	Stock	Price	+ or	Div Net	C'vr	Yld Gr's	P/E
74	36	Cattle's (Hdgs) 10p	64½	−1	2.4	♦	5.0	♦
200	129	Comb Lease Fin 50p	184	+2	1.35	♦	1.0	♦
£116½	£65¾	Cse Bros Fr.100	£87½	−1½	Q10.7%	—	1.2	—
34½	17	Equity & Gen 5p	33½	−½	0.9	1.2	3.8	31.3
90	59	Lon. Scot. Fin. 10p	87		3.0	2.0	4.9	12.7
76	40	Moorgate Merc. 10p	76	+3	†1.6	1.6	3.0	29.1
394	258	Prov. Financial	353		13.0	2.2	5.2	12.3
550	133	Woodchester 1R20p	550		♦Q30.77%	—	1.0	—

BEERS, WINES & SPIRITS

1986/87 High	Low	Stock	Price	+ or	Div Net	C'vr	Yld Gr's	P/E
406½	252	Allied-Lyons	389	−5	†9.5	2.4	3.4	14.9
967½	625	Bass	869	−22	17.0	3.2	2.8	16.0
*76½	22	Belhaven	69	−1	♦0.83	2.9	2.6	29.1
145	87	Boddington	137	−3	♦2.9	1.6	3.9	7.6
607	375	Brown (Matthew)	556	+1	14.0	1.8	3.5	22.1
171	57	Buckley's Brewery	136	−1	12.9	3.6	3.9	10.7
208	143	Bulmer (H. P.) 5p	199	+1	♦15.29	2.0	3.9	18.5
760	410	Burtonwood Brewery	701	−1	10.8	2.4	2.2	21.9
515	405	Clark (Matthew)	478	−2	♦8.0	3.4	2.4	17.6
236	128	Devenish (J. A.) 5p	206	−3	2.7	4.0	1.8	17.3
168	113	Do. 4.5pc Cv 2nd Pf	153½		04½%	3.3	2.9	—
431	245	Eldridge, Pope 'A' £1	397		7.0	3.5	2.5	16.0
402	210	Fuller, Smith T. A£1	395		†4.1	1.5	1.5	8.4
249½	164	Greenall Whitley	222	−2	5.5	3.0	3.5	12.9
134	100	Do. 5.95pc Cv Pref £1	130		5.95%	—	6.4	—
347	185	Greene King	315	−5	†5.6	3.3	2.5	16.9
444	264	Guinness	318	−6	8.1	3.1	♦	30
113	92	Do. 5.5pc Cnv Prf	105½	−½	5.75%	—	7.7	—
£132	£106	Do 8.5pc Cv Ln	£123¼	−1	08¼%	—	†6.9	—
91	66	Highland Dists. 20p	71	−1	2.18	2.4	3.3	17.3
181	138	Invergordon Dists.	173¾		5.25	2.8	4.3	11.7
287	160	Irish Distillers	283	+5	039.7%	2.1	3.5	13.6
385	310	Macallan-Glenlivet	385	+2	3.8	♦	1.4	♦
966	725	Macdonald Martin 'A'	968	+3	†17.9	1.9	2.5	25.4
130	77	Marston Thompson	128½	+½	♦2.24	3.1	2.5	18.4
430	311	Merrydown Wine	408		♦5.33	3.1	1.8	24.8
550	215	Morland	513	−10	7.0	2.9	1.9	25.2
248½	163	Scott & New 20p	238	−10	†7.01	2.3	4.5	12.6
796	550	Vaux Group	563	−2	12.5	2.3	3.1	19.0
349	227	Whitbread 'A'	304	−4	†7.8	2.6	3.6	13.8
325	277½	Wolv. & Dudley	307½	−2	♦4.88	3.6	2.2	17.3
372	195	Young Brew 'A' 50p	353		†7.3	2.0	2.9	24.3
322	160	Do. Non. V. 50p	322	+2	†7.3	2.0	3.2	22.2

BUILDING, TIMBER, ROADS

1986/87 High	Low	Stock	Price	+ or	Div Net	C'vr	Yld Gr's	P/E
336	215	AMEC 50p	332	−2	12.0	♦	5.2	♦
280	109	Abbey	268	−5	†20%	3.1	2.4	18.3
288	191	Aberdeen Const.	226	−1	♦8.0	2.3	5.0	10.0
142	48	♦Access Satellite 5p	45½		♦3.0	2.0	9.4	7.5
441	128		430	+12	1.63	5.1	0.5	50.3
52	19½	Anglo Utd.	41		2d0.5	—	5.2	—
112	52	Arncliffe 10p	95	+5	♦1.6	2.2	2.4	22.3
225	135	♦Ashstead Group 10p	210		R3.0	3.5	2.0	20.1
290	123	Attwoods 5p	266	−4	†5.0	2.4	2.7	17.6
719	328	BPB Inds. 50p	655	−16	†9.0	4.1	1.9	15.8
175	57	Baggeridge Brick	150xc	−10	♦1.75	4.2	1.6	20.3
69	21	Bailey (Geo) 10p	58		m0.4	—	1.0	—
146	68	Baldwin 10p	128		2	—	—	—
205	146	Barratt Dev. 10p	176	+2	†8.12	1.4	6.6	14.5
220	121	Bellway	211	−2	7.5	2.2	5.1	12.7
356	134	Berkeley Group	340	−10	♦12.1	4.9	0.9	33.0
117	61	Bett Bros. 20p	114	−1	d3.1	1.1	3.8	32.1
£17	875	Blockleys 20p	£16½		30.0	♦	2.6	♦
826	526	Blue Circle £1	798	−17	21.0	2.4	3.7	12.8
295	233	Breedon Lime	288	−3	11.25	♦	5.7	♦
245	120	BB & EA	245		†1.0	0.2	0.6	—
121	61	Brntsh Dredging	112	−2	3.0	1.8	3.8	20.7
180½	80	Bryant Hldgs.	166xd	−2	♦4.9	2.9	4.2	11.8
27	7	Burnett & Hallam 20p	14		♦—	—	—	—
123	50	Cakebread Rby 'A' 10p	118	+5	3.3	2.3	3.9	15.5
204	85	Cement-Roadstone	170xd	−5	Q20.8%	♦	2.8	♦
50	22	♦Chessmintster Grp.	25		—	—	—	—
256	60	Conder Group	186	+3	†11.75	2.5	1.3	34.0
188	32	Copson (F.) 5p	158	−3	♦1.75	1.3	1.6	70.3
633	452½	Costain Group	552	−10	†17.0	2.5	4.5	10.4
605	296	Countryside Props	588	−10	6.35	5.1	1.5	16.7
230	124	Crouch (D.) 20p	218		♦†5.93	2.3	3.8	15.9
157	75	Douglas (Robt. M)	134	−1	♦2.25	2.7	2.4	17.5
39	16½	Denton Group 5p	26½xd		†0.4	2.2	2.1	28.8
*78	100	♦EBC 50p	170	+10	7.0	♦	6.0	♦
189	63	Erith	169	−2	†3.3	2.2	2.8	20.9
162	100	♦Eve Construction	140	+3	♦4.5	3.2	4.5	9.8
225	106	Fairbrnar 10p	210	−5	†14.0	2.9	2.7	18.1
175	77	Feb. intl. 10p	167	−7	♦1.78	—	1.5	—
126	54	Do. 'A' 10p	112	−6	♦1.78	—	2.2	—
223	51	Federated Housing 5p	196xd	+3	4.0	4.3	2.9	11.3
183	56	Finlan Group 10p	93	−2	d1.8	0.7	5.8	Q4.2
134	79	Galliford 5p	125	−5	†4.8	1.4	5.4	19.1
76	27	Gibbs Dandy A 10p	60	−2	2.0	♦	4.9	♦
424	254	Gleeson (M.J.) 10p	428	−3	5.91	4.3	2.0	11.6
218	156	Harrison Inds 10p	191	−4	g5.0	2.7	3.7	14.3
900	56	Helical Bar	860		—	—	—	Q8.4
258	171	Henderson Group	225	−4	7.0	1.8	4.4	15.3
91½	44	Hewden-Stuart 10p	86	−1	†1.7	3.0	2.8	15.1
£247½	£130	Do. 10pc Ln 03-08	£235½	−2	Q10%	—	f4.3	—
328	134	Heywood Williams	316	+18	7.75	2.3	3.5	17.2
676	430	Higgs & Hill	630	−5	†13.6	3.1	3.0	13.2
86	29	Howard Sitat 10p	75	−1	†1.4	1.8	2.6	30.1
275	127	Ibstock Johnsen	255	−2	6.0	♦	3.4	♦
115	40	♦Intnl Amsd Cpn	42	−4	—	—	—	—
598	270	Jarvis (J.)	593		10.0	1.7	2.4	Q8.3
115	70	♦Jennings A$.50	86	+2	Q20%	2.1	5.0	8.9
178	75	♦Johnstones Pts. 10p	137	−3	4.77	♦	4.9	♦
£165	£62	Lafarge Cem. F100	£156		Q21%	♦	1.4	♦
522	296	Laing (John)	486	−18	8.5	♦	2.5	♦
443	269	Lathom (J.) £1	425		†14.25	3.1	4.7	(7.4)

BUILDING, TIMBER, ROADS—Cont

1986/87 High	Low	Stock	Price	+ or	Div Net	C'vr	Yld Gr's	P/E
*135	72	Lawrence (W.)	123		†4.0	3.0	4.6	9.8
142	105	Do 8.5pc Cnv Pf £1	140	+3	8½%	—	8.6	—
91	18	Lilley (F.J.C.)	46	−2	♦3.82	—	♦	—
141	93	♦Lon. & Clydeside	138		5.7	2.0	5.8	12.0
237	145	Lovell (Y. J.)	219xc	−4	♦4.0	3.6	2.6	15.1
556	304	McAlpine (Alfred)	536	−4	14.5	3.0	3.8	19.2
*647	225	McCarthy & Stone 20p	438	−2	3.31	6.9	1.1	19.2
195	105	♦McLaughlin & H.	170xd	−5	7.0	♦	5.8	♦
945	128	Magnet & Southerns	328	−10	♦5.2	2.3	2.2	27.1
350	177	Manders (Hldg)	340		10.0	♦	4.2	♦
162	101	Marley	149	−3	4.1	♦	3.9	♦
253	160	Marshalls Halifax	221	−5	♦5.25	2.5	3.3	16.3
280	144	Mowlem (John) 20p	275xr	−1	♦5.0	4.2	2.6	13.2
365½	171	Amstrad 5p	341	−5	♦5.75	4.5	2.4	12.3
77	23	Miller (Stan) 10p	61	−2	d1.0	—	2.3	—
154	109	Moss (A)	150		♦6.5	0.1	6.1	—
449	308	Mowlem (J)	422	−6	♦16.0	1.5	5.3	17.6
965	790	Newarthill £1	940		♦11.3	4.4	1.6	19.2
196	92	Newman-Tonks	188	−2	7.2	1.6	5.4	15.7
405	160	Nottingham Brick	397	+2	♦8.0	2.1	2.8	22.5
419	112	Persimmon 10p	419xd		6.3	4.4	2.1	15.1
156	68	Phoenix Timber	143	+8	—	—	—	—
460	285	Pochin	460xd		14.0	2.7	4.3	12.0
268	90	Polypipe 10p	260	−3	†11.65	3.2	0.9	49.2
847	442	RMC	786	−18	†14.0	3.5	2.5	16.1
137	21	Ruane Inds. 10p	136	+6	0.82	2.9	0.9	48.3
170	85	♦Ramus	170		♦6.4	2.0	4.5	15.2
200	22	♦Pandworth Tst	150	−1	0.25	3.9	0.2	—
*500	332	Rexland	480	−17	♦11.65	2.4	3.6	13.5
63	32	Rowlinson 10p	58		†0.7	2.9	1.7	13.2
410	188	Ruberoid	407	+7	†8.6	3.2	3.0	14.5
249½	134	Rugby P. Cement	214	−7	7.0	♦	4.7	♦
255	151	Sandell Perkins	238	−4	♦3.8	3.4	2.2	18.4
188	88	Sharpe & Fisher	180		3.0	♦	2.4	♦
820	465	Sindall (Wm)	820		12.0	5.2	2.1	9.9
117	70	Smart (J.) 10p	114		♦4.75	1.5	5.9	15.5
562	344	Tarmac 50p	484	−14	F11.09	3.0	3.2	17.0
438	52	♦Tay Homes	388	−10	♦5.25	5.4	1.9	13.6
396	236	Taylor Woodrow	353	−13	†18.63	2.4	3.4	14.7
288	132½	Tilbury Group	288	+5	6.8	♦	3.4	♦
304	163	Travis & Arnold	298	−2	†14.26	3.1	2.0	18.9
123	72	Trest Holdings 10p	121	+1	1.19	5.6	1.3	18.1
275	136	Tunnel Corp.	275	+7	8.5	♦	4.5	♦
62	19	Tysons (Contr.) 10p	46		—	—	—	—
123	42	♦Utd Ceramic Dists 20p	110		3.75	1.7	4.8	17.4
538	195	Viboplant	529	−10	†10.5	3.3	3.0	15.0
145	99	Ward Group 5p	145		R3.7	2.5	3.6	15.5
555	246	Ward Hldgs. 10p	511	−4	8.27	5.1	2.3	12.0
120	58	Warrington (Thos.)	115		d1.0	—	1.2	—
254	172	Watts Blake	246	−2	†4.6	3.1	2.6	16.8
350	210	Westbury 10p	216		♦4.1	3.1	2.7	17.1
175	67	Western Bros.	163		♦—	—	—	♦
*177	38	Weyms Group	163	−3	m1.25	6.8	1.1	14.5
330	157	Wilson (Connolly)	316		2.8	♦	1.3	♦
248	120	Wimpey (Geo)	215		†3.75	3.3	2.5	16.0

CHEMICALS, PLASTICS

1986/87 High	Low	Stock	Price	+ or	Div Net	C'vr	Yld Gr's	P/E
£51¼	£34½	Akzo Fl.20	£43½		♦033%	♦	4.2	♦
440	195	♦Alda Holdings	430	−7	8.0	♦	2.7	♦
289	160	Allied Colloids 10p	263	−2	†2.5	4.4	1.3	23.0
647	290	Amersham Intl	536	−2	†7.0	2.8	1.8	26.8
313	177	Anchor Chemical	310	+2	4.25	5.0	1.9	11.0
40½	10	Astra Holdings 5p	35½		—	—	—	—
£100	575	BASF AG DM 50	£942½	+1½	020%	♦	3.7	♦
255	105	BTP 10p	183	−2	†4.5	1.7	3.5	22.1
£113¼	577	Bayer AG DM 50	£165½	+4½	♦Q20%	♦	3.3	♦
180	100	Bhagden Inds.	170	+2	7.2	1.2	6.0	17.9
*186½	108	Brent Chems 10p	169	−5	4.56	♦	3.9	♦
*103	46½	Brit. Benzol 10p	95	−4	K3.0	—	—	24.1
200	83	Canning (W.)	193		4.0	♦	3.0	♦
352	246	Coalite Group	345	−2	†7.5	3.7	3.1	12.4
255	135	Coates Bros.	268		†4.6	2.9	2.4	16.7
211	110	Do. 'A' NV	208		†4.6	2.9	2.8	14.3
298	21	Cory (Horace) 5p	27½		†0.6	—	3.1	—
219	127	Croda Int. 10p	214		8.0	♦	5.4	♦
191	77	Do. Deld. 10p	191		—	—	—	—
90	57	♦Delmar Group	57		2.0	2.3	4.9	12.3
286	156	Ellis & Everard	285	−1	†6.91	2.3	2.9	19.4
£18¼	£10½	Engelhard U.S.$1.00	£18¼	+1¼	72c	—	2.6	—
213	114	Exide Group	191	−2	3.84	3.1	2.8	15.7
298	211	♦Fisons Mdsep	253	−2	9.0	2.1	5.0	(10.8)
124	107	♦Gaynor Group 10p	123		1.2	6.7	2.8	31.1
260	112	Halstead (J.) 10p	220	−15	†5.0	3.5	3.2	12.6
£41¾	£26½	Hickson Int. 50p	£35¼	+½	Q51.60	—	2.9	—
642	333	Hickson Int. 50p	637	+13	17.5	♦	3.9	♦
*£10¼	745	Hoechst DM 5	950	−15	♦Q20%	2.0	3.7	13.7
£34½	£200	Do. Fin. 10pc Ln. La.	£34½		Q10%	—	f2.9	—
128	67	Holt Lloyd Int. 10p	122	−2	†4.0	1.5	4.6	17.5
£14½	727	Imp. Chem. £1	£13	−¼	36.0	2.2	3.9	14.5
515	333	Laporte Inds. 50p	483	−4	♦8.25	2.6	2.4	18.3
137	92	Leigh Interests 5p	127	−1	—	—	4.2	18.5
116	92	Do. 6pc Cv. Red. Prf.	113	+1½	06%	—	5.3	—
223	119	Marlborough Tch Hn 5p	219	+14	R2.7	3.1	1.7	22.0
365	125	Morgan Hldgs.	120	−5	4.0	3.0	5.9	7.9
67	25	♦Morley (R. H.) 10p	59		1.75	2.3	4.2	11.8
£26¼	£18½	Novo Inds. 'B' Kr. 20	£24	+½	♦Q20%	5.2	1.6	12.3
£20¾	£11½	Perstorp AB 'B' SK10	£19¼		Q18%	♦	4.1	♦
203	119	Plysu	198	−1	†1.8	4.4	1.3	25.0
58	28½	Ransom (Wm.) 10p	53		†1.0	3.1	2.6	17.2
176	62	Rentrook Hldgs.	151		†2.5	3.2	2.3	18.7
139	128	Rentokil 10p	172xd	−2	2.8	♦	2.3	♦
£244	£150½	Solvay AG DM50	£218		Q20%	2.7	1.9	19.1
330	215	Snia BPD L1,000	225	−5	♦Q8%	—	1.4	—
95	47	♦Spectra Auto 10p	95		†2.5	2.1	3.7	14.9
83	36	Sutcliffe Speakman	75		—	—	—	26.1
107	22½	Thurgar Bardex 10p	187	+3	0.6	4.7	0.8	39.9
223	144½	Vidoz Packaging 10p	221	−2	♦3.5	3.0	2.2	20.

صورة من الأصل

LONDON SHARE SERVICE

INSURANCES—Continued

High	Low	Stock	Price	+ or −	Div Net	C'vr	Y'ld Gr's	P/E
348	220	PWS Holdings 10p	314	−1	g9.25	2.9	4.1	11.7
386	200	Pearl Group 5p	348	...	8.8	—	3.6	—
*950	714	Prudential	854	−13	29.0	—	4.9	—
499	362	Refuge 5p	457xd	−5	15.75	—	4.9	—
£10⅝	762	Royal	944xd	−20	31.0	—	4.6	—
*408	299	Sedgwick Group 10p	315	−7	♦12.0	1.7	5.4	13.4
275	194	Steel Burrill J.10p	249	−3	9.0	♦	5.2	♦
505	347	Stewart Wr. 20p	462	−2	13.0	♦	4.0	♦
450	285	Sturge Hldgs 20p	428xd	−6	16.0	2.5	2.0	27.5
833	520	Sun Alliance	829	−3	23.5	—	4.1	—
£11¼	778	Sun Life 5p	£10⅞	−1	28.5	—	3.8	—
£52⅝	£16½	‡Taisho M EDR	£46⅞	−1	Q10%	—	0.9	—
£24⅝	£15¾	Torchmark $1.00	£18	−¼	Q60c	—	2.2	—
335	120	Trade Indemnity	330	...	4.3	—	1.8	—
£40¼	£29⅝	Travelers $1.25	£29⅞	+⅛	$2.28	—	5.0	—
£33⅝	£25⅝	USLIFE Corp. $1.0	£25⅜	−½	Q$1.20	3.2	3.1	10.2
595	423	Utd Friendly B 10p	595	...	†17.2	—	4.1	—
492	393	Willis Faber 12½p	414	−8	10.75	♦	3.7	♦
59	38	Windsor Secs. 10p	58	...	0.7	1.5	1.7	53.7

LEISURE

High	Low	Stock	Price	+ or −	Div Net	C'vr	Y'ld Gr's	P/E
17	8½	‡A & M Group 10p	14	+½	0.4	2.0	4.0	17.5
83	72	A-R TV Pref. £1	76	...	5.95	48.1	13.2	—
*549	159	Anglia TV	493	−7	g11.25	3.3	3.2	13.7
179	103	‡Aspinall Hldgs. 10p	158	−1	6.0	1.2	5.3	21.7
87	63	‡Avesco 1p	84	+1	L0.5	6.6	0.8	21.5
50	39	‡BCE Hldgs 5p	47	+½	R0.0	3.0	3.0	15.6
199	96	Barr & W.A.T. 'A'	199	+5	7.0	1.4	5.2	(18.1)
225	127	Boosey & Hawkes	165	−3	—	—	—	—
83	37	‡Border T.V.	68	−2	†g2.5	3.2	5.2	17.1
422	98	Brent Walker 10p	415	−5	4.0	2.7	1.4	32.2
188	33	Campari Int. 20p	176	−3	13.0	♦	2.4	♦
674	212	Central TV	618	...	17.0	♦	4.0	♦
266	157	Chrysalis	248	−7	5.6	2.1	3.2	20.8
63	26	‡Cityvision 5p	55	+1	—	—	—	—
29	7	‡Entertain Prod 5p	21	−1	—	—	—	—
306	118	Fairline Boats 10p	263	+13	6.0	3.6	3.2	12.3
567	328	First Leisure £1	530	−7	7.5	3.3	2.0	21.4
109½	49	GRA Group 5p	95½	−½	♦—	—	—	♦
132½	27	Grampian TVA 10p	112½	+1½	2.0	3.5	2.5	16.2
73	19	Greenwich Cable Comm	66	+8	—	—	—	—
353	176	HTV Non/Vtg	321xd	−9	†8.5	4.0	3.7	9.5
89	20	Haslmex A$0.25	60	−6	—	—	—	—
72	10	‡Hawthorn Leslie 3p	23	−1	—	—	—	—
194	92	Horizon	194	+30	♦4.8	0.5	3.5	—
188	94	Intl Leisure 10p	178	+2	†5.0	2.2	4.0	16.4
100	36	Jalland's Hldgs 2p	73	+1	†2.13	0.8	‡	30.9
909	263	LWT	871xd	+6	†18.15	3.6	2.9	13.2
220	137	Lee International 10p	212	−1½	L3.8	2.7	2.5	20.3
98	32	Leisure Inv 10p	92½	+1½	0.36	7.4	0.5	31.1
*112	55	Leisuretime Int 10p	82	−1	†2.3	0.9	4.0	(43.5)
151	91	‡Lewmar	140	−1	u2.63	3.4	2.6	15.7
127	71	‡Marina Dev. 50p	118	−3	♦R3.13	3.0	3.7	11.3
209	143	Mecca Leisure 10p	192	−2	L4.1	1.8	3.0	25.5
220	86	‡Media Tech Int 20p	156	+27	2.8	4.5	2.5	11.9
*215	130	Medminster 10p	198	−3	†6.25	1.9	4.4	16.4
270	114	‡Midsummer Leis 50p	255	−5	4.0	3.9	2.2	12.4
220	130	‡Miss World 10p	180xd	−3	6.0	3.2	4.7	9.5
90	62	Nationwide Leisure	77½	...	♦—	—	4.6	♦
17	8	‡Nitsolo Int 20c	12	+1½	—	—	—	—
94	23	Omnicorp Inv. NZ$0.5	58	+2	Q0.5c	8.0	0.4	35.6
294	114	Orient Ex Hlds $0.125	196	−10	—	—	—	—
87½	23	‡Owners Abroad 3p	75	−2	a1.8	♦	3.4	♦
175	46	Photax (Lon.)	118	...	—	—	—	—
81	25½	‡P'dilly Radio NV 5p	75	+2	2.0	1.4	3.8	25.7
95	25½	‡Pineapple 10p	84xr	−2	—	—	—	—
412	280	Pleasurama 5p	481	+1	9.75	♦	3.5	♦
185	136	Do. 7pcCvCmRedPf	179	+1	7%	—	5.5	—
157	94	Prestwich	140xd	+7	†0.85	6.9	0.9	23.7
118	18	‡Radio City 'A' NV	116	...	—	—	—	—
121	33	‡Radio Clyde N/V	110	−1	3.5	1.6	4.5	19.4
487	322	Really Useful Grp 5p	473	−3	†11.25	2.2	3.4	18.9
70½	36½	‡Riley Leisure 10p	55½	−½	—	—	—	—
230	123	Saga Hols. 20p	159	−1	4.6	♦	4.2	♦
355	142	Samuelson Grp 20p	155	−5	2.4	6.5	2.2	9.2
123	69	‡Sangers Photo 10p	98	−2	♦†2.2	1.5	3.2	29.9
178	93	Scanro 20p	109xr	−3	u2.5	♦	3.3	♦
593	175	Scott. TV 10p	562	−6	†10.5	3.3	2.6	16.1
27	7	‡SelecTV 10p	18	−1	—	—	—	—
37	19	‡Spectrum 5p	28	+6	—	—	—	—
310	119	Stanley Leisure	300	−7	†3.25	2.8	1.5	33.3
95	31	TSW 5p	73xd	−3	†2.05	2.6	4.0	13.9
404	137	‡TV-am 10p	347	−9	R5.75	2.6	2.3	23.2
*454	144	TVS N/Vtg 10p	355	−5	10.0	3.3	3.6	11.9
188	59	‡Television Secs 50p	87	+14	†2.0	2.9	3.2	13.4
540	219	Thames TV	463	−13	†9.5	1.9	2.9	26.0
108	50	Tottenham Hotspur	96	...	—	—	—	—
145	60	‡Trilion 10p	140	...	1.1	3.5	1.1	29.9
531	140	‡Tyne Tees TV 'A' £1	451xd	−18	18.75	2.7	5.9	9.1
170	74	Ulster TV	156	+1	3.19	3.6	3.1	12.7
100	36	‡Viewplan 5p	78	...	1.26	1.4	2.3	(40.8)
176	128½	Virgin Group 10p	156	−1	u2.2	2.9	2.0	21.3
204	118	WSL 5p	197	+4	u0.71	14.1	0.5	19.7
45½	17½	‡Webb (Jos.) 5p	39½	+1½	0.51	1.3	1.8	52.4
27½	16½	‡Williams (Rex) 5p	23½	+1	0.91	1.0	5.5	(24.0)
433	136	Yorkshire TV	326	−9	L6.25	2.9	2.7	17.8
254	125½	Zetters 5p	254	...	†5.0	3.4	2.8	14.7

MOTORS, AIRCRAFT TRADES

High	Low	Stock	Price	+ or −	Div Net	C'vr	Y'ld Gr's	P/E
		Motors and Cycles						
270	211	Gen. Mts. Units	245	−2	Q25c	—	6.6	—
645	386	Honda Motor Y50	558	−10	Q24%	13.3	0.9	8.3
632	335	Jaguar	571	−7	9.5	♦	2.3	♦
41	14	‡Reliant Motor 10p	33	−3	—	—	—	—
72	28	Rover 50p	50	+1	—	—	—	—
£41	£26⅞	Volvo Kr25	£31	−⅛	Q37%	♦	3.1	♦
		Commercial Vehicles						
115	38	ERF (Hldgs)	75	+2	—	—	—	4.4
108	68	Plaxtons (GB)	106xd	−1	4.5	1.1	6.0	21.3
		Components						
343	139	AE	338	−2	♦7.5	♦	3.2	♦
410	145	Abbey Panels	410	...	2.4	13.9	0.8	12.3
87	34	Airflow Streamlines	84	...	1.5	4.6	2.5	11.9
187	69½	Armstrong Eq. 10p	179	−2	†2.75	3.1	2.2	16.6
87	68	‡BBTS 10p	86	...	4.0	1.9	6.6	10.3
285	172	Dowty 50p	273	−5	†5.2	2.7	2.8	16.8
*365	252	FR Group	357	−7	3.21	4.8	1.3	22.5
171	44	Kwik-Fit Hldgs. 10p	154	−3	2.2	♦	2.0	♦
653	433	Lucas Inds. £1	575	−3	13.0	3.7	3.2	9.1
186	83	‡Spice 5p	146	−2	2.13	4.9	1.8	13.9
143	43	Supra Group 10p	143	...	†1.22	2.6	2.2	24.4
125	32	Woodhead (J.)	125	...	†1.0	4.6	1.1	20.8
		Garages and Distributors						
24	7¼	Alexanders 10p	22	−1	0.71	♦	4.5	♦
256	75	Appleyard	226xd	−2	7.0	♦	4.4	♦
75½	24	BSG Int. 10p	75½	+1½	1.37	♦	2.6	♦
293	91½	Bramall (C. D.)	289	...	†hd3.89	5.5	1.9	12.1
245	91	Brit. Car Auct. 10p	245	...	♦u4.5	2.0	2.6	29.8
415	168	Caffyns 50p	413	+25	†5.9	2.8	1.9	(21.0)
418	79	Cowie (T.) 5p	393	+13	4.5	5.1	2.3	11.1
186	99	Davis Godfrey	161	−4	4.5	2.4	3.9	15.1
221	111	Evans Halshaw	209	−2	4.19	♦	2.9	♦
142	66	Gates (F.G.)	124	...	3.8	2.7	3.4	15.4
*141	36½	‡Glanfield Lawrence	120	+4	♦—	—	0.8	♦
114	67	Hartwell	111	+1	‡2.65	2.3	3.4	18.3
66	28	Jacks Wm.	55	...	1.35	♦	3.5	♦
155	71	Jessups	146	...	4.5	3.0	4.3	9.9
125	40	‡Laidlaw Grp. 10p	123	...	2.8	2.5	3.3	15.2
413	268	Lex Service	412	+21	10.6	1.6	3.6	24.0
350	90	Lookers	323	...	6.4	3.5	2.1	14.2
233	111	Perry Group	218	−3	6.0	♦	4.0	♦
233	58	Quick (H. & J.) 10p	220	...	4.0	♦	2.6	♦
311	75	Western Motor	308	+3	—	—	—	31.8

NEWSPAPERS, PUBLISHERS

High	Low	Stock	Price	+ or −	Div Net	C'vr	Y'ld Gr's	P/E
298	136	‡Accord Pub 5p	256	−2	Rd3.1	2.6	1.7	32.3
296	195	Ass. Book P. 20p	268	...	6.0	♦	3.2	♦
550	218½	Assoc. News	506	−5	6.0	3.7	1.7	21.4
325	180	‡BPP Hldgs 10p	320	+10	5.6	2.5	2.5	♦
330	285	Black (A. & C.)	325	...	10.75	♦	4.8	♦
202	129	Bristol Eve. Post	190	−5	†6.75	1.5	20.0	4.7
655	435	Collins William	655	+10	9.25	♦	2.0	♦
585	288	Do. "A"	585	+5	9.25	♦	2.3	♦
£32	£12⅝	Daily Mail 'A' 50p	£30	+1	60.0	1.0	2.8	49.9
194	78	EMAP 'A'	193	+2	♦h2.17	3.0	1.6	29.2
460	334	Euromoney Pubs	398	...	10.6	1.7	3.9	21.8
375	295	Haynes Pub 20p	355	−2	14.0	1.4	5.6	18.5
425	84	Home Counties Hldgs	425	+15	†7.0	2.4	2.3	20.1
470	163	Independent	445	−5	Q48%	♦	2.5	♦
137	73	Intl. Bus. Comms. 10p	128	...	H2.25	—	2.5	—
802	400	Intl. Thomson	774	−10	18.5c	2.7	2.2	29.2
148	95	‡Metal Bulletin 10p	131	−2	4.8	1.9	5.2	14.7
226	112	‡Masterfile 20p	205	...	3.0	♦	2.1	♦
£10⅛	700	News Corp A$0.50	£10⅛	+⅛	†05c	19.2	0.2	29.2
£26⅛	620	News Int. Spec. Div.	£24½xd	−½	†10.59	3.7	0.6	56.1
708	455	Octopus Pub. 10p	690xd	−4	9.79	♦	2.0	♦
240	112	Portsm'th & Sund.	238	...	4.0	1.5	2.4	40.5
155	125	Quarto Group	155	...	R3.2	2.8	2.9	17.4
825	220	Trinity Int Hld 50p	753	−10	21.0	♦	4.0	♦
506	280	Utd. Newspapers	486	−7	16.5	♦	4.9	♦

PAPER, PRINTING, ADVERTISING

High	Low	Stock	Price	+ or −	Div Net	C'vr	Y'ld Gr's	P/E
66	45	‡ATA Selection 5p	62	...	L1.5	2.5	3.4	16.7
340	201	Abbott Md Vickers 5p	325	−5	3.5	♦	1.5	♦
160	108	Addison Consult 5p	148	−1	†2.11	3.0	2.0	23.1
420	162	‡Aspen Comms. 5p	435	−5	†2.8	3.4	1.0	43.1
310	226	Assoc. Paper	303	...	7.0	2.4	3.3	16.9
226	31	Ault & Wiborg	226	+20	♦2.0	♦	1.3	♦
82	64	‡BBB Design Grp 5p	77	...	L1.0	4.2	1.8	18.5
200	111	Barham Group 2½p	163	−4	†2.0	4.1	1.7	19.8
161	93	Barker (Charles) 5p	133	+2	3.0	♦	3.2	♦
291	135	Benrose	251	−7	9.0	♦	5.2	♦
221	117	‡Blenheim Exhibits 5p	221	+3	u2.1	3.2	1.3	30.0
*360½	224½	Boase Massimi 12½p	349	...	u4.5	3.9	2.4	19.5
335	201	BPCC	318	−10	14.0	♦	6.4	♦
59	42	‡Broad Street 10p	50xd	−3	1.1	♦	3.1	♦
201	142	Brunning Grp	193	...	2.1	—	1.5	34.1
*220	156½	Bunzl	216	−7	4.2	♦	2.8	♦
£12⅝	720	Carlton Communics	£11⅞	−⅛	8.0	5.0	1.0	27.4
236	178	Chapman Inds. 50p	233	...	‡8.4	1.2	5.1	22.5
193	140	‡Clarke Hooper 5p	181	−2	b2.3	2.9	1.8	27.2
565	215	Cloudallen Group	525	−15	Q55.2%	♦	2.4	♦
81	43	Conrad Hldgs	79	...	L3.5	0.7	6.2	30.6
115	84	‡Cowells	96	...	L2.6	2.4	3.8	15.4
43	18½	‡Cradley Print 10p	36	−2	hd0.55	3.7	2.2	17.1
138	75	‡Craton Lodge 1p	96	...	2.2	3.0	2.7	14.7
428	180	Cropper (James)	418	...	†2.75	11.7	0.9	9.3
99	51	‡Crown TV Prods 10p	68	−2	u3.5	♦	7.2	♦
443	193	DRG	413xd	−5	9.35	♦	3.2	♦
185	130	Davidson Pearce 10p	168	+3	3.8	♦	2.5	♦
375	80	Delyn Pack 20p	325	...	3.0	3.6	1.1	23.3
£12⅛	355	Eucalyptus	£12	+½	Q20.0	♦	1.7	♦
318	153	‡FKB Group 5p	285	+5	2.5	4.3	1.2	26.6
318	170	Ferguson Ind.	306	−2	†7.9	2.4	3.6	16.1
210	112	Ferry Pick 10p	168	−3	†3.5	3.0	3.0	15.6
460	280	Finch & Co. 10p	375	−5	†6.1	3.1	2.3	20.2
97	54	Geers Gross 10p	75	−13	1.5	—	2.8	—
125	70	‡Gibbon Lyons 10p	111	...	†Ld3.52	1.6	4.5	19.1
295	178	Gold Greenlees T 5p	290	+5	12.9	3.5	1.4	28.5
220	88	‡Goodhead Print 20p	218	...	†r13.0	2.6	2.0	23.5
368	207½	Holmes Marchant 10p	347	...	3.15	4.5	1.2	25.9
365	145	Horne (Robert) 20p	365	...	5.0	4.1	1.9	17.7
333	234	Do. Non/Vot 'A'	330	...	5.0	4.1	2.1	16.0
408	187	Hunterprint	406	+3	7.0	3.0	2.4	15.5
£27⅞	£17⅞	IWT Gp Inc $0.10	£19⅝	...	Q51.12	—	3.8	—
165	103	Jarvis Porter 10p	133	...	Ld3.3	2.6	3.5	15.3
455	250	‡KLP Group 5p	430	+2	4.0	5.7	1.4	16.0
*123	45	Kleanfold Inc $0.01	108xd	−3	Q4.7c	♦	2.8	♦
185	58	LCA Hldgs 20p	143	...	♦‡2.25	4.1	2.2	15.4
193	110	Lopex 5p	186	...	4.2	♦	3.2	♦
458	312	Lowe H-S & B 10p	445	+10	8.0	♦	2.6	♦
200	144½	MIL Research Group	198	+1	‡3.0	3.4	2.1	19.2
95	59	Michael (J.) Des 2½p	81	+1	†1.2	3.4	2.1	19.7
192	151	‡Millward Brown 10p	185	...	R2.5	3.5	1.9	21.3
183	118	‡Monotype Corp 10p	168	...	R4.4	1.6	3.7	(16.7)
201	96	‡Moorgate Group 5p	191	−2	L2.0	♦	1.5	♦
183	93	More O'Farr. 10p	178	...	†4.0	2.5	3.2	16.7

PAPER, PRINTING—Continued

High	Low	Stock	Price	+ or −	Div Net	C'vr	Y'ld Gr's	P/E
115	62	‡Moss Advertising 5p	99	+2	d2.45	1.2	3.8	(28.3)
155	115	Norton Opax 10p	149	−3	u4.0	2.7	3.9	13.2
£28	£17⅜	Ogilvy Group $1	£21⅞	−⅜	Q84c	—	2.5	—
99	30	Olives Paper 20p	84	−4	—	—	—	—
333	180	‡Osborne & Little 5p	328	...	†3.0	4.3	1.3	24.2
80	47	[illegible] Communications	78	...	1.25	1.0	2.3	45.1
200	110	‡Peters (Michael)	146	−4	†2.6	2.4	2.5	23.7
*704	428	Saatchi 10p	675xd	−2	h12.14	2.2	2.5	21.3
*142½	98	Do. 6.3pcCnvPref£1	132½	+2	6.3%	—	6.7	—
545	256½	St Ives 10p	545	...	h4.9	4.8	1.2	25.5
£52⅝	£34⅝	Scott Paper	£48⅞	+⅛	Q$1.12	—	1.5	—
470	170	Shandwick 2p	470xd	...	†4.22	4.0	1.3	27.8
305	140	Smith (David S.) 20p	291	+1	†4.2	3.0	2.0	23.4
483	120	Smurfit (Jeffson)	442	+2	Q20.2%	3.4	1.0	43.3
108	81	‡Space Planning Servs	81xd	...	F1.2	2.9	2.1	15.4
108	70	Sterling Publishing 5p	91	...	2.0	2.2	3.1	20.3
148	111	‡TMD Advertising	147	−1	2.0	3.7	1.9	19.6
91	20	‡Thorpac Group 2½p	83	...	h0.83	2.6	1.4	38.9
297	136	‡Trade Promotion 10p	288	−2	♦‡4.35	2.4	2.1	27.2
263	203	Usher Walker 10p	263	...	†7.3	2.9	3.9	12.5
215	130	Valin Pollen Int 5p	193	+3	1.5	5.9	1.1	21.9
669	239	WCRS Grp 10p	668	+5	†4.75	5.3	0.9	29.5
985	299	WPP Group 10p	985	−5	3.2	♦	0.5	♦
123	40	Wace Group 20p	114	−1	—	—	—	22.8
*255	101	Waddington (J.)	250	−5	†8.2	2.1	3.2	(7.4)
395	230	Watmoughs	395xd	+5	7.8	2.3	2.8	22.1
195	163	‡[illegible]-Lewis 10p	195	...	R4.0	3.0	2.9	14.1
189	117	‡Yellowhammer 5p	177	...	d1.6	4.3	1.3	25.6

PROPERTY

High	Low	Stock	Price	+ or −	Div Net	C'vr	Y'ld Gr's	P/E
115	68	Allied London 10p	115	...	1.75	3.0	2.2	21.0
153	70	Apex Props. 10p	130	...	‡0.7	4.8	0.8	29.1
255	155	Arlington Sec. 10p	255	−1	2.2	4.1	1.3	25.9
435	216	Asda Property 20p	430	−5	3.0	2.5	1.0	53.6
18	9	‡Austpark Int	10	...	—	—	—	—
248	186	Baker Harris Saunders 10p	248	+10	R4.0	2.7	2.3	23.2
195	85	Belgrave Hldgs	187	+2	4.5	1.8	3.4	19.5
28⅛	8	Berkeley & Hay Hill	26½	−½	—	—	—	♦
304	218	Bilton (Percy)	304	...	†11.98	1.5	5.6	15.4
515	366½	Bradford Prop	518	−5	‡9.0	2.9	2.5	19.8
195	110	Bredero Props	191	...	♦4.25	♦	3.2	♦
208	145	British Land	198	−2	†3.0	3.2	2.1	16.6
197	138	Brixton Estate	195	...	†5.65	1.5	4.1	21.1
585	166	‡Brookmount	570	+5	†1.85	5.2	0.9	31.1
126	78	CALA 5p	129xd	−1	†1.85	4.6	2.1	14.6
62	35	Caird (A.) 10p	60	+1	n0.36	4.9	0.8	26.0
335½	217	Capital & Counties	310xd	−10	7.0	1.8	3.2	22.1
£164⅛	£116½	Do.8½pcLn 1999-04	£152½	...	Q8½%	—	5.5	—
72	63	‡Cap.& Reg.Prop.10p	69	...	—	—	—	35.8
360	200	Cardiff Prop 20p	358	...	1.85	0.6	0.7	—
330	168	Centrovincial 20p	315	...	♦16.0	0.7	2.7	(87.0)
540	410	Chesterfield	540	+5	†12.0	2.0	3.1	22.4
248	85	‡Citygrove 10p	226	...	1.25	3.6	1.6	23.8
180	125	City Site Estates	165xr	−4	n0.96	2.4	0.8	57.3
185	133	Clarke Nickolls	180	−3	6.3	1.0	4.9	27.4
305	217	Clayform Props 5p	303	+2	†1.75	1.9	3.5	19.8
96	41	Do Warrants	92	...	—	—	—	—
445	390	Compco Hldgs 20p	440	...	6.25	3.1	2.0	22.7
350	156	Connells Est Agts 5p	336	...	♦5.2	3.6	2.2	22.5
82	37	‡Cons Term Inns 20p	80xd	−2	♦5.0	0.8	‡	20.6
30½	14	Control Secs. 10p	29½	+½	—	—	—	—
152	99	C'ntry New T. 10p	151	+1	†1.9	1.4	1.8	(40.9)
241	116	County Props 'B'10p	233	−2	4.3	6.8	2.6	7.9
320	175	Cussins Prop. Grp.	320	...	†6.0	2.8	2.6	16.3
755	470	Daejan (Hldgs)	730	...	14.0	3.7	2.7	14.0
47	6½	Dares Estates 5p	41xr	−1	—	—	—	72.6
170	105	‡Dencora	153	...	d2.0	2.3	1.8	(27.1)
465	200	Derwent Valley 5p	458	...	4.68	♦	1.5	♦
230	38½	Dwyer	208	+5	—	—	—	—
31	12	Edward Hldgs 10p	27	...	†0.2	3.0	1.0	34.8
176	48	Egerton Trust	156	−1	1.75	2.2	1.6	33.1
168	96	Do 7pcPf £1	153	...	7%	—	6.4	—
180	125	Ests. & Agency	180	...	3.0	1.0	2.3	59.4
131	106	Ests. & Gen. 20p	126	...	2.73	♦	3.1	♦
208	142	Ests. Prop. Inv.	199	...	8.5	1.3	6.0	(16.3)
£136⅛	£106	Do. 10½pcLn 94/99	£136⅛	+2	Q10½%	—	8.2	—
138	83	Evans of Leeds	135	−1	†4.0	2.4	4.2	13.8
205	110	Ewart New Nthn.	204	...	1.6	—	1.1	—
78	39	Five Oaks Invs 5p	76½	−1½	—	—	—	7.9
211	173	Fletcher King 10p	205	...	R4.5	2.5	3.1	17.7
276	69½	Frogmore Est 50p	270	−4	†7.61	2.7	4.0	13.3
116	12	‡Gilbert Hse Inv. 10p	86	−2	—	—	—	—
65	33	‡Glentree 10p	63xd	...	1.062	♦	1.4	♦
325	132	Grainger Trust	290	−18	‡2.67	4.1	1.3	26.8
249	146	Gt. Portland 50p	244	...	♦7.1	1.2	4.1	28.1
98	70	Green Property Ir25p	86	...	Q16.6%	2.1	4.4	16.4
304	204	Greycoat 10p	290	−2	†2.2	2.8	1.1	(37.1)
163	85	‡Guisnear Sq Prop 10p	163	+8	‡b6.0	—	5.2	—
443	204	Haslemere Estates 20p	440	−10	5.0	♦	1.6	♦
555	365	Hammerson 'A'	545	−5	9.5	1.6	2.6	(29.6)
77½	35	Hampton Trust 5p	69	−1½	†1.0	1.2	2.0	(56.3)
268	130	Hanover Druce 10p	263	...	‡3.5	3.1	1.9	24.0
515	232	Hardanger Prop 10p	490	−5	11.30	3.1	3.3	13.0
71	47	‡HK Land	70	...	Q27c	♦	3.7	♦
430	300	House Prop London 50p	405	−5	9.0	0.5	3.1	—
485	430	Imry Intl	470	−5	W7.5	1.8	2.3	35.1
£10	707	Intl Inc Ppty $0.01	919	...	Q51.00	—	7.1	—
320	155	Jermyn Invest	300	...	†6.0	1.5	1.0	21.9
50	11	‡Key City Prop	46	...	2.0	4.5	6.4	4.2
400	265	Laing Properties	385	+3	8.0	2.6	3.0	15.8
£177⅝	£130	Do 8½pcLn 2008-05	£168⅞	...	Q8½%	8.8	(5.3)	—
419	279	Land Securities £1	397	−1	†9.8	1.6	3.5	24.0
575	270	‡Land Leeze 50p	555	−10	h10.0	1.8	2.3	33.3
668	145	‡Local Lnd. Grp. 5p	618xr	−5	W5.0	1.8	1.2	68.7
733	398	Lond & Edinburgh 10p	710	−5	8.0	♦	1.6	♦
119⅜	93½	Do.6pc Conv.Pref.	115	−2	6.0	—	7.3	—
283	147	Do. 6½pc Cv Pf	278	−2	6½%	—	3.3	—
251	144	Ldn & Nthn Grp 10p	246	−2	†3.1	3.8	1.8	20.8
343	218	Lon. Prov. Sho. 10p	330	...	4.7	0.8	2.0	(90.6)
101	17½	London Securities 10p	79	...	—	—	—	27.1
207	151	Lon. Shop Prop	196xd	−2	†6.5	1.8	4.0	18.9
£200⅛	£152	Do. 9pc Cnv '94-99	£196⅛	...	Q9½%	1.2	(4.7)	—
£135⅛	£102⅛	Do 9.25pcCvLn'99/04	£134⅛	...	Q9¼%	—	7.1	—
395	276	MEPC	383	−4	11.5	1.3	4.2	24.1
121	44	Markheath	121	+10	u2.14	1.3	2.5	42.9
£10⅞	153½	‡Marler Estates	875	−10	‡4.0	—	0.6	—
151	100	‡Mayfair City Props	143	...	—	—	—	—
248	90	McInerney 10p	230	−3	3.0	1.7	3.0	28.6
140	95	McKay Secs 20p	135	...	5.0	♦	5.1	♦
320	122	Merivale Moore 5p	290	−5	3.65	2.1	3.8	16.4
120	49	Merlin Intl Props	115	−3	†3.0	4.3	1.5	22.4
213	85	Mountleigh	207	−1	u0.58	2.0	0.4	—
165	105	Do. 5.25pc Cnv Pf	155¼	+½	5.25%	—	4.8	—
860	365	Mountview Ests. 5p	860	...	5.0	14.0	0.8	12.1
144	82	Muckow (A. & J.)	136	−5	†5.4	1.3	5.7	18.6
125	73	New Cavendish 5p	125	...	1.2	1.6	1.7	51.2
109	14	‡New England Props 5p	84	−3	—	—	—	—
29½	11	Oseory Estates	29	+1½	—	—	—	—
124	25	Parkdale Hldgs. 10p	123	+10	‡2.0	4.5	3.0	13.4
358	255	Peachey	350	...	‡9.0	2.0	3.5	19.7
555	385	Peel Hldgs	525	−5	‡10.75	2.8	2.4	(16.9)
189	56	Phoenix Prop. and Fin	144	−1	—	—	—	—
325	95	Priest Marians 10p	310	...	F1.5	—	0.7	—
440	305	Prop. Partnership	428	...	‡6.0	2.3	2.0	28.4
282	176	Prop. & Reversionary	255	−5	‡4.55	1.5	1.0	42.0
175	106	Prop. Sec. Inv 50p	174	−1	‡2.5	2.0	2.0	32.9
6½	2½	‡Property Tst 1p	5¼	...	—	—	—	—
18⅛	8	‡Raglan Prop 1p	18½	+3⅛	0.1	♦	0.8	♦
*205	80	Regalian	203xd	+10	F2.0	5.4	1.4	37.9
55½	28	Regentcrest 10p	51	−1	—	—	—	—
190	77	‡Rivlin 5p	145	−5	u0.41	♦	0.4	♦
155	110	Rohan Group Ir0.10p	145	...	Q0.2%	♦	5.2	♦
775	298	Rosehaugh 20p	775	...	1.0	10.5	0.2	—
*288	215	Rush & Tompkins	281xd	...	‡a8.52	1.7	4.3	17.0
57	13	St Modwen Props 10p	55	+4	u0.17	♦	0.4	♦
110½	78	Scot. Metrop. 20p	110	...	4.25	1.1	5.4	23.7
41	24	Sheafbank Prop	39	...	0.5	1.0	1.8	(68.2)
*70	21½	Sheraton Secs. 10p	66	...	‡u0.75	2.7	1.6	27.0
380	99	‡Shield Group 5p	290	−5	12.0	3.1	1.0	42.3
214½	143	Slough Ests.	218	+1	6.5	♦	4.4	♦
£473	£310	Do.10pc Cv'87-90	£460	...	Q10%	‡	2.2	—
£198	£141	Do. 8pc Cav. 91-94	£194	...	Q8%	20.4	4.2	—
£126	£99⅝	Do. 12½pcLn 2009	£119½	...	Q12½%	10.7	10.2	—
£121½	£94⅝	Do. 11½pc 2019	£114⅞	...	Q11½%	35.0	9.7	—
503	85	Southend Stadium 5p	400	...	0.56	1.0	0.2	—
490	260	Speyhawk	485	...	G10.0	2.5	2.9	19.6
285	144	Standard Secs	280	−5	4.5	2.4	2.3	24.8
109½	67	Stockley	102xd	−1	2.0	1.0	2.7	52.1
530	107½	Tops Estates	490	...	0.48	1.0	0.1	—
£930	£220	Do. 7½pc Cnv. 2014	£900	...	Q7½%	—	0.8	—
63	45	Town Centre	62xd	...	1.3	1.9	2.5	29.7
47	28	‡Towngrade Secs 20p	38	...	♦—	—	—	♦
340	158	Trafford Park	318xd	...	‡12.0	1.3	5.5	18.1
553	270	‡Trencherwood 10p	513	−5	d6.15	4.8	1.7	17.5
208	45	Trust of Prop. 5p	165	−13	0.58	1.0	0.5	—
430	122	UK Land	425	...	4.0	3.9	1.3	27.3
243	90	Walker (Alfred) 10p	228	−2	—	—	—	—
975	680	Warner Estate	965	...	22.5	♦	3.3	♦
910	475	Warnford Inv. 20p	865	...	‡17.5	1.7	2.8	30.5
184	125	Wates City of Lon.	175xd	−3	2.54	1.6	2.0	38.8
178	100	West & Country	140	...	‡8.5	1.8	‡	(7.9)
500	95	Wingate Prop Inv.	290	...	‡1.87	2.8	0.9	44.4
*100	35½	‡York Mount	86	−9	d2.8	1.5	3.3	(25.6)

SHIPPING

High	Low	Stock	Price	+ or −	Div Net	C'vr	Y'ld Gr's	P/E
136	85	Clarkson (Horace)	118	−2	L4.75	1.5	5.7	16.2
28	2	Common Bros. 1p	27	...	—	—	—	10.8
93	50	Fisher (J.)	68xd	+2	2.0	♦	4.7	♦
£21⅞	£12	Golaas-Larsen $1	£17⅞	...	‡Q20c	—	1.2	—
605	475	Graig Ship £1	585	...	15.0	—	4.2	—
77	53	Jacobs (J. I.) 20p	75	+2	3.9	♦	7.6	♦
5	1½	Lon. O'Seas Frbs	3½	...	—	—	—	—
1½	½	Do. Pfd. Ord. 1p	1	...	—	—	—	—
13	4	Lyle Shipping	11½	...	B—	—	—	—
11½	1	Do Pfd Ord 5p	4½	−½	—	—	—	—
46	27½	Mersey Dk. Units	36½	...	—	—	—	2.6
88	36	Milford Docks £1	73	...	♦—	—	—	♦
323	181	Ocean Transport	315	...	9.0	♦	4.1	♦
643	430	P & O Defd £1	625	−2	19.0	♦	4.4	♦
182	86½	Do. 6.3pc Cnv Rd Pf.	178½	−1	6.3%	—	5.0	—
128	110½	Do 6¼pc Cv.Prf.	125	−1	6.75	—	7.6	—
203	82	Runciman (W.)	196	...	5.0	1.4	3.6	27.1
£23⅝	864	Sea Containers $0.01	£18	+⅛	Q42c	5.9	2.7	6.2
398	121½	Tiphook 10p	360	−3	F4.3	3.3	1.7	(24.0)
410	360	Turnbull Scott £1	405	−5	9.0	1.7	3.1	(22.4)

SHOES AND LEATHER

High	Low	Stock	Price	+ or −	Div Net	C'vr	Y'ld Gr's	P/E
595	251	FII Group	520xd	−5	u17.75	3.8	2.1	15.1
258	145	Garnar Booth	248	...	♦F10.0	1.7	5.8	14.5
78	32	Headlam, Sims 5p	73	+2	0.5	0.2	1.0	—
315	168	Lambert Hth. 20p	280	...	7.0	3.3	3.6	11.4
305	82	Pittard Grp.	291xd	−4	5.12	♦	2.5	♦
296	120	Strong & Fisher	296xd	+2	‡9.0	2.2	5.4	10.9
283	160	Stylo	276	+3	4.5	—	2.3	—

SOUTH AFRICANS

High	Low	Stock	Price	+ or −	Div Net	C'vr	Y'ld Gr's	P/E
80	30	Abercom R0.30	76	...	Q15c	—	6.1	—
£12⅝	550	Anglo Am. Ind. R1	£12⅛	...	Q180c	♦	4.3	♦
473	226	Barlow Rand R.10c	468	...	Q60c	2.7	5.3	18.9
102	42	Gold Flds. P. 2½c	100	...	Q30c	1.8	9.3	6.1
132	35	New Klein Prop R0.25	105	...	‡Q22c	3.6	6.5	4.3
380	170	OK Bazaars 50c	323	−7	‡Q60c	1.6	5.8	10.6
226	85	‡SASOL R1	222	...	Q45c	♦	6.4	♦
375	130	SA Brews 20c	370	...	‡Q37c	1.9	3.1	♦
£19⅛	£10	Tiger Oats R1	£18	−1⅛	Q270c	2.7	4.7	6.4
250	70	Tongaat-Hulett R1	240	−5	Q12c	♦	1.6	♦

TEXTILES

High	Low	Stock	Price	+ or −	Div Net	C'vr	Y'ld Gr's	P/E
355	205	Allied Textile	318	+3	8.0	♦	3.5	♦
300	135	Atkins Bros.	278	+8	7.0	2.9	3.5	13.7
290	97	Beales (J.) 20p	282	−2	‡4.8	4.0	2.4	11.4
125	86	Beckman A. 10p	121	...	5.73	1.5	6.7	13.8
182	123	Brit. Mohair	179	...	6.0	2.8	4.9	10.0

TEXTILES—Cont.

High	Low	Stock	Price	+ or −	Div Net	C'vr	Y'ld Gr's	P/E
158	60	Balmer & Lumb 20p	136	...	‡5.0	1.1	5.2	(24.8)
85½	53½	Corah	82⅛	−1½	4.0	♦	6.8	♦
444	191	Courtaulds	419	−3	‡6.5	4.0	2.2	12.3
222	74	Crowther (J.)	212	−2	3.5	3.8	2.4	12.4
297	196	Dawson Intl	271	−5	‡6.2	2.8	3.2	14.7
70	42	Debron Invs. 50p	70	...	‡0.5	♦	1.0	♦
157	66	Drummond Group	151	−1	‡3.0	4.2	2.8	8.9
123	20	Dura Mill 2½p	123	+3	Q5.0	—	5.7	—
181	62	Early's of Witney 10p	158	−2	1.32	♦	1.2	♦
110	65	Foster (John)	92	+1	3.5	1.4	5.4	(16.9)
173	88	Gaskell B'loom 20p	155	...	6.0	♦	5.6	♦
95	36	Glen Abbey	83	...	—	—	9.0	—
180	134	Haggas (John) 10p	171	...	u8.0	3.4	2.5	16.6
54	32	Hicking Pentecost	51	+2	—	—	—	13.2
166	87	Illingworth M 20p	151	...	3.5	2.9	3.3	13.7
200	90	Ingram (H.) 10p	133	−2	3.0	1.8	3.2	24.5
210	46	Jerome (Hldgs.)	200	+5	‡3.0	3.9	2.1	15.2
72	50	K'ngsy & C'restr 20p	65	−1	3.04	1.9	6.6	11.5
260	110	Kynoch (G & G)	255	...	3.0	5.2	1.7	12.4
258	132	Lamont Hldgs 10p	249	−4	‡4.5	3.0	2.5	16.1
279	138	Leeds Grp	277	...	6.25	3.2	3.2	13.8
200	64	Lister	170	+3	‡1.0	11.4	0.8	11.0
162	90	Lowe (Robert H.)	151	...	1.7	♦	1.6	♦
137	75	Lyles (S.) 20p	128	...	5.75	1.4	6.7	13.3
195	71	Mackay Hugh	192xd	...	5.5	♦	4.0	♦
28½	4	Munton Bros 10p	14	+3	—	—	—	7.8
87	37	Parkland Group	79	−1	2.5	♦	4.6	♦
198	116	‡[illegible]	193	...	‡1.5	7.4	1.1	17.4
170	93	Parkland 'A'	156	−1	4.8	2.5	4.3	12.2
67	30½	Readicut 5p	60	−½	‡1.63	2.5	3.8	13.8
86	43	Richards 10p	73	−2	1.9	2.1	3.7	17.7
154	108	SEET 20p	146	...	5.3	3.3	5.5	8.3
143	72	Seners Int 10p	129	−2	‡2.5	4.6	2.7	10.3
180	127	Sirdar	134xd	+2	5.15	2.1	5.4	12.4
100	48	Smallshaw (R.) 10p	84	−1	2.75	4.0	4.6	7.6
44	11	Stoddard 'A'10p	42	−1	—	—	—	—
410	125	Do.10pc Cmp Prf	410	...	10%	—	3.4	—
188	95	Textured Jrsy 10p	155	+1	6.0	2.4	5.5	10.8
453	85	Tomkinsons	438	−4	4.0	5.1	1.3	21.3
136	76	Toozal	128½	+½	‡4.0	2.0	4.4	13.4
360	180	Torey Y50	293	−3	Q12%	1.3	0.9	89.0
330	220	Yorkyde 10p	268	...	7.0	4.3	3.8	8.7
24½	6	Youghal	21½	−½	—	—	—	♦

TOBACCOS

High	Low	Stock	Price	+ or −	Div Net	C'vr	Y'ld Gr's	P/E
569	310	BAT Inds.	533	−1	14.3	♦	3.8	♦
£125	£101⅝	Do. 12½pcLn 2003-08	£120⅝	−½	Q12½%	20.5	(10.5)	—
267	127	Rothmans 12½p	236	−7	‡6.7	3.7	4.0	6.4

TRUSTS, FINANCE, LAND

High	Low	Stock	Price	+ or −	Div Net	Cvr	Y'ld Gr's
		Investment Trusts					
150	95	Aitna Inv.	148	−1	2.5	2.1	2.4
£10	663	Alliance Trust	942	−15	25.0	1.0	3.7
225	163	Alva Investment Trust	220	−3	2.6	♦	1.7
74	62	Ambrose Inv. Inc.	72½	...	‡9.75	1.0	18.9
512	263	Do. Cap.	505	...	—	—	—
158	124	American Trust	148	−3	3.3	♦	3.2
155	122	American Tst 'B'	149	+1	—	—	—
488	286	Anglo Am Secs	464	−2	7.0	1.2	2.1
181	114	Archimedes Inc.	181	...	10.9	1.0	8.5
278	115	Do. Cap. 50p	278	...	—	—	—
155	110	‡Argo Inv (A$1)	140xr	...	Q12%	1.1	3.7
130	94	Atlantic Assets	118	−3	u0.6	2.2	0.7
123	81	Australia Inv Tst 50p	123	+1	‡0.25	—	0.3
458	275	Baillie Gifford Japan	398	...	0.2	♦	—
73½	44	Baillie Gifford Sh Nip	58½xd	−½	0.2	1.2	0.5
78	54	Baillie Gifford Tech	75	−1	1.5	1.4	2.8
81	49	Bankers' Inv.	79xd	...	F1.59	1.0	2.7
288	159	Berry Trust	276	...	1.1	1.6	0.6
68	41	Bertrams Inv Tst.	68	...	—	—	—
77½	52	British Assets	76½xd	...	2.3	1.1	4.6
£114⅛	£94	Do. 6pcCULS 1995	£107⅛	+1½	Q6%	—	6.8
53	31	Brit. Emp Secs. 10p	40	−1	0.6	0.9	2.1
558	368	Brit. Invest.	553	...	‡15.2	1.2	3.9
123½	60	Brunner Inv.	119	−2	2.45	1.0	2.9
392	198	Caledonia Invs. 5p	350	−1	‡5.0	1.1	2.0
146	106	Cambrian and Gen.	138½	...	g0.85	1.2	1.1
244	180	Do Cap 7½p	226⅛	...	—	—	—
£26	£18	Camellia Invs. 10p	£26	...	—	—	—
233	135	Charl'ls Inc £1	150	...	Q10¼%	♦	10.0
612	492	Do. Cap.	£13½	...	—	—	—
490	300	Child Health £1	490	...	—	—	—
127	45	China & Eastn Inv $0.50	111	−2	Q2.2	0.5	0.9
86	13	Do Warrants	76	...	—	—	—
51	39	City & Com. Inc.	46½xd	−1	5.11	♦	15.5
£11⅛	625	Do Cap (£1)	£11⅛	−⅛	—	—	—
75	49	City of Oxford 5p	70	...	‡1.6	1.0	3.1
180	100	Com. Venture Tst. 10p	175xd	−1	0.2	2.9	0.2
97	20	Do. 100Warrants	97	...	—	—	—
97	19	Do. 120 Warrants	96	...	—	—	—
125	81	Contl Assets Tst 75p	125	+1	1.0	1.3	1.1
65	30	Do Warrants	65	...	—	—	—
855	645	Continental & Ind	823	...	‡u20.0	♦	3.4
272	139	Crescent Japan 50p	268	−1	0.35	1.3	0.2
77	63½	Danae (Inc.)	75½	...	‡5.25	1.0	9.8
26	13½	Do. (Cap) 2p	25½	...	—	—	—
161	110	Derby Tst. Inc.	161	...	9.12	1.0	8.0
201	111	Do. Cap. 10p	201	...	—	—	—
466	314	Drayton Cons	464	−2	10.75	1.0	3.3
237	134	Drayton Far East	214	−1	1.2	1.4	0.8
121	44	Do. Warrants '82-91	121	+3	—	—	—
772	421	Drayton Japan	706	−7	1.05	2.3	0.2
282	176	Dundee & London	282	...	6.0	1.0	3.0
127	98	Edinburgh Am. Tst	115	−3	0.65	♦	0.8
58	36	Edinburgh Fin Tst	48½	−1	0.6	—	1.7
188½	119	Edinburgh Inv.	177	−2	†3.3	1.0	2.6
94	29	Edinburgh in Wrts.	87	−2	—	—	—
191	132	Electra Inv. Tst.	188	−1	‡4.1	1.1	3.2
518	284	Elect. & Gen	506	−5	‡4.5	1.3	1.3
495	320	Energy Res. & Serv. $5	495xd	...	Q20c	♦	2.6
£40⅝	£31	Eng & Dutch Inv (PtCl)	£40⅛	...	Q47%	0.9	3.5
216	136	Eng. & Intl Tst	206	−4	3.85	1.0	2.6
177	47	Do. Warrants	175	−1	—	—	—
124	75	Eng. & Scot. Inv	134	−3	1.55	1.1	1.6
79½	59	Ensign Trust	77	...	0.9	1.2	1.6
80	58	Do. B	80	...	—	—	—
425	266	Equity Consort £1	425	...	‡13.14	1.2	4.4
750	483	Do. Dfd 50p	750	...	‡17.75	1.1	3.3
234	154	European Assets DFL	230	+2	Q10%	♦	0.6
154	85	F & C Alliance Inv	147	−2	‡1.65	1.0	1.8
28	22	F & C Eur Tst 10p	27	−1	0.12	1.8	—
310	171	F & C Eurotrust	301	+1	1.2	1.8	0.8
265	142	F & C Pacific Inv. T.	259	−1	‡1.50	1.0	0.8
460	390	Fashion & Gen.	456	...	27.0	1.0	8.4
15½	8	First Charlotte Assets	15	...	0.05	1.5	0.5
424	289	First Scot. Am.	414	−4	12.0	♦	4.1
70	50	Fledgeling Japan Ic	57	...	—	—	—
20	10	Do. Warrants	17	...	—	—	—
638	480	Fleming American	611	−5	6.25	1.0	1.4
£133	£129½	Do 7pc CvLnLn 1999	£140	−5	Q7%	—	(4.8)
227	142½	Fleming Claverhouse	227	−1	5.65	1.0	3.5
487	285	Fleming Enterprise	486	−7	9.0	1.0	2.6
157	96	Fleming Far Eastern	152	−2	1.05	1.0	0.9
194	109	Fleming Fledgeling	186	−3	2.55	1.0	1.9
158	96	Fleming Japan	160	−1	ah0.69	1.2	0.6
196	129½	Fleming Mercantile	185xd	−3	3.75	♦	2.9
186	123	Fleming Overseas Tst	176	−4	‡2.0	0.8	1.6
190	141	Fleming Tech. Inv.	180	−2	F0.6	0.8	0.5
171	107	Fleming Universal	168	−1	F1.5	1.0	1.3
124½	68½	Foreign & Col.	120	−1½	1.69	1.0	2.0
87	61½	Fulcrum Inc.	87	...	5.8	1.1	9.4
12	3½	Do. Cap. 2½p	11½	...	—	—	—
52	41	Fundinvest Inc.	48	−1½	7.48	1.0	22.0
549	306	Do. Cap.	537	−2	—	—	—
120	88	GBC Capital	113	...	Q2.8c	1.3	1.6
53	29	Do. Warrants	50	...	—	—	—
208	130	GT Global Rec £1	207	−1	2.5	1.3	1.7
258	118	GT Japan	250	...	1.4	1.1	0.8
173	118	Gartmore American	170	−1	‡1.3	1.7	1.1
401	245	Gartmore European	393	...	‡2.0	0.9	0.7
163	110	Do. Warrants	155	−3½	—	—	—
58	46	Gartmore Inf. & F. Tst	56	...	1.1	♦	2.8
16	9½	Do. Warrants	15	...	—	—	—
380	274	Gen Consolidated	374	−4	13.0	1.0	4.9
281	158	General Funds 5p	280	−1	♦2.2	♦	1.1
310	140	Do. Conv. 2p	310	...	—	—	—
128	95	German Securities	119	−1	a0.73	1.2	0.9
55	29	Do Warrants	48	+1	—	—	—
190	114	German Small Inv 50p	157	...	1.1	1.0	1.0
185	115	Glasgow St'hldrs	180	...	‡u2.3	1.1	1.8
158½	97	Globe Inv.	149	−3	‡d6.67	1.1	3.5
170	128	Govett Atlantic	158	−1	3.0	1.2	2.7
272	137	Govett Oriental Inv	266	−2	2.33	1.0	1.2
327	185	Govett Strtgc Inv 10p	318	−4	3.8	1.1	1.7
459	244	Greenfriar Inv	424	−2	2.0	1.3	0.7
440	210	Gresham House	440	+10	4.85	2.0	1.6
32	27	Group Dev. 10p	31	...	—	—	—
249	159	Hambros Inv Tst	236	−2	4.5	1.0	2.7
98	33	Do. Warrants	93	−2	—	—	—
284	192	Independent Inv.	233	−2	s0.75	2.5	0.5
109	89½	India Fund £1	103½	...	—	—	—
191	130	Inv. Tst. of Guernsey	190	...	Q8.0	1.0	4.2
£10⅛	543	Inv. in Success	£10⅛xd	+32	♦6.04	♦	0.8
357	244	Investors Capital	348	−3	12.0	1.1	4.9
£39	£26	J.F. Pac Wrt SA Co Ord	£35	...	—	—	—
£29	26½	Do. Pref.	£25	...	—	—	—
69½	44½	Japan Assets 10p	65½	−½	0.05	2.7	1.1
25	14	Do. Warrants	17½	...	—	—	—
£107	£80	Do. 4½pc Cv Ln 1994	£101	−½	Q4½%	1.4	(4.5)
417	305	Jersey Gen. £1	407	−7	Q14½%	1.1	3.6
166	111	Jos Holdings	164	...	4.0	1.1	3.4
83	66	Jove Inv. Inc. 10p	82	...	5.79	♦	10.3
46	21	Do. Cap. 2p	42½	−1	—	—	—
387	205	Keystone Inv. 50p	360	−5	5.9	1.0	2.2
129	81	Kleinwort Charter	121	−2	2.6	1.0	3.0
190	157	Kleinwort Dev Fnd	190	...	2.0	♦	1.5
165	111	Kleinwort O'seas Tst	157	−2	2.5	1.0	2.3
423	235	Kleinwort Smaller Cos	418	...	9.5	♦	3.2
210	141	Lancs. & London Inv.	201	−2	7.15	1.2	5.0
306	188	Law Debenture	304	...	7.5	1.3	—
44	31	Leda Inv. Inc.20p	36	...	7.6	♦	29.7
271	161	Do. Cap. 5p	268	...	—	—	—
257	172	Lon. Atlantic	257	...	‡6.7	1.0	3.7
229	161	Lon. & Strathclyde	228xd	...	‡3.3	1.1	1.9
73	56	London Trust	69	−1	0.75	2.0	1.5
45	26	Do Warrants	43	...	—	—	—
190	117	Lowland Inv	187	...	3.6	1.1	2.7
420	310	M & G Dual Inc. 10p	398	...	33.7	♦	11.9
£14	580	Do. Cap. 10p	£13⅞	−½	—	—	—
183	129	M & G 2nd Dual Inc	178	+2	‡13.2	1.0	10.9
295	134	Do. 2nd Cap. 4p	293	−2	—	—	—
330	175	Marine Adv Tst (S341)	330	...	—	—	—
172	85	Martin Currie Pac. 50p	168	−1	0.29	♦	0.3
86	18	Do. Warrants	85	−1	—	—	—
146	98½	Meldrum Inv.	142	−1	3.0	1.1	3.0
159½	102	Merchants Tst	153	...	4.5	♦	4.2
88	75	Mezzanine C & I Tst	88	...	a10.4	—	16.6
56	50	Do. Cap 50p	55	...	—	—	—
250	154	Mid Wynd Inv. Tst	238	−2	‡2.4	1.1	1.4
253	162	Monks Invest	241	−4	‡2.6	1.0	1.5
545	332	Moorgate Inv. Tst	535	...	‡15.7	1.0	4.1
57	50	Multitrust	56	...	—	—	—
198	128	Murray Income Tst	191	−3	F6.0	0.9	4.4
191	122	Do. B	187	−1	—	—	—
194	138	Murray Intl.	183	−2	5.0	♦	3.8
188	131½	Do. B	188	+2	—	—	—
199	107½	Murray Smllr Markets	192xd	−1	F1.45	1.1	1.1
198½	105	Do. B	197xd	...	—	—	—
242	159	Murray Ventures	238	−2	F5.0	1.0	3.0
575	370	New Court 50p	560	−3	15.75	1.1	4.0
71	50	New Darien Oil Tst	67	...	0.7	♦	1.5
75	49½	New Throg. Inc	75	...	3.35	1.0	6.3
106	36	Do. Cap.	101	...	—	—	—
69	13	Do. New Wrnts.	63	−1	—	—	—
270	185	New Tokyo Inv. 50p	246	−1	0.2	1.8	0.1
71	47	Nordic Inv Tst 10p	64	−4	u0.2	—	0.4
407	278	Nth. Atlantic Secs	398	−4	3.4	1.0	1.2

FINANCE, LAND—Cont.

High	Low	Stock	Price	+ or −	Div Net	Cvr	Y'ld Gr's
305	203	Nth. Brit. Canadian	304	...	‡6.85	1.0	3.2
28	25	Nth Scotland Inv 10p	26½	...	—	—	—
81	22	North Sea Assets 50p	36	...	—	—	—
450	278	Nthn. American	430	−2	5.4	0.7	1.8
286	162	Northern Secs	282	−2	2.3	1.4	1.1
145	66	Pacific Assets Tst 50p	140xd	−1	0.77	♦	0.8
97	26	Do Warrants	94	−2	—	—	—
109	98	Paribas French Inv Ts.	103	−2	—	—	—
52	35	Personal Assets 12½p	51	−1	0.35	1.1	1.0
94	53	Plantation Trust	90	...	0.75	2.1	1.2
213	99	Precious Metals Tst	206	−2	0.59	1.2	0.4
500	339	Raeburn	491	−2	13.5	0.9	3.9
193	115	Rights & Iss. Cap	193	...	s0.2	—	0.1
14	10	River Merc Grd Prf5p	13½	...	—	—	—
96	81	Do Inc 50p	90½	−½	H5.0	—	7.8
218	147	River & Mercantile	211	−1	‡7.0	1.0	4.7
328	219	River Plate Def	328	...	9.0	1.0	3.9
£31⅛	£20⅞	Robeco (Br.) Fl10	£30⅜	−⅛	u27.2%	1.0	2.7
313	208	Do Sub.Sh's Fl1	308	−3	u27.2%	1.0	2.7
£27⅜	£10⅛	Rolinco NV Fl10	£27½	−⅛	u14.8%	1.0	1.6
277	180	Do Sub. Shs. Fl. 1	275	−2	u14.8%	1.0	1.6
469	267	Romney Trust	411	−7	5.0	0.8	1.7
£16⅛	£11⅜	Rorento NV Fl.10	£15⅛	−⅛	—	—	—
179	116	St. Andrew Tst.	176	...	3.5	♦	2.8
118	109	St David's Inv Tst Inc	109xd	...	F6.8	—	8.8
112	75	Do Cap.	111	...	—	—	—
307	227	SPLIT Inc. 10p	291	−2	‡19.11	♦	9.2
607	329	SPLIT Cap 10p	600	−5	—	—	—
169	98	SPRAIT 10p	168	−1	‡3.4	1.3	2.9
112	44	Do Warrants	112	...	—	—	—
148	125	Do Cum Prg Pref	142½	...	M10¼%	—	7.0
242	104	Schroder Global	232	−4	4.25	1.1	2.6
97	68	Scot. Am Inv.	90	−2	‡2.0	♦	3.1
600	450	Scot. Cities 'A'	600	...	26.0	1.1	6.1
149½	89	Scot. East. Inv.	139xd	−3	2.2	♦	2.2
460	285	Scottish Inv.	425	−5	6.55	1.0	2.2
118	97	Scot. Inv. Tst. Wrnts	112	−1	—	—	—
100	77	Scot & Merc 'A' 5p	88	...	‡4.5	1.2	7.2
655	405	Scot. Mort & Tst	628	−10	‡8.5	1.1	1.9
376	245	Scot. National	371	−2	5.35	1.1	2.0
854	570	Sec. Alliance Tst.	831	−7	‡18.5	1.1	3.1
238	108	Second Market Inv 50p	230	−1	s0.2	—	0.1
112½	68	Securities Tst Scot	107½	−1½	4.5	1.1	3.3
229	186	Shires Inv. 50p	217xd	−2	‡13.8	1.3	9.0
£120⅛	£103	Shires Inv 11pc Cv Ln	£119⅛	...	Q11%	—	(9.8)
106	67	Smaller Cos Inv Tst	100xd	...	1.4	1.0	1.9
365	155	S'holders F E S	333xd	−23	Q1.5c	1.1	0.3
156	97	Strata Investments	150	...	s0.42	4.6	0.5
118	98½	Stratton Inv Tst	116	...	L0.24	—	0.5
119	81	TR Australia Trust	119	...	s2.3	1.5	2.7
77	48	TR City of London Dfd	72½	−½	F2.2	1.0	4.3
121½	77½	TR Ind & General	120½	−1	‡2.0	1.2	2.3
159	100½	TR Natural Resources	156	...	♦h4.13	1.1	3.7
113	89	TR North America	104	−2	1.89	0.9	2.5
215	118	TR Pacific Basin	207	−1	s1.0	♦	0.7
89	46½	TR Prop Inv Tst	87	...	‡u0.38	1.1	2.2
140	90	TR Technology	134	−3	1.8	1.2	1.9
115	69½	TR Trustees Corpn	113	+1	F2.15	1.1	2.7
217	135	Temple Bar	207	−2	6.25	1.1	4.3
*85	51	Throgmtn Dual Tst Inc	85	...	F5.0	♦	8.3
315	198	Do Cap. 1p	315	+2	—	—	—
405	239	Throgmorton Trust	378	−10	9.6	1.0	3.6
219	74	Do Warrants	215	−2	—	—	—
126	74	Throg USM Tst 50p	115	...	1.6	♦	2.0
78	22	Do Warrants	67½	...	—	—	—
272	226	Tor Invest Inc	266	...	‡15.2	1.2	8.0
600	364	Do. Cap.	595	...	1.52	12.0	0.4
186	111	Tribune Invest	183	−2	3.35	1.3	2.6
95	78½	Triplevest Inc. 50p	93½	...	‡11.07	1.0	16.7
£14⅛	773	Do. Capital £1	£14⅝	−⅛	—	—	—
375	217	US Deb. Corp	361	−2	6.52	1.2	2.5
109	82	Unitycorp Trust 50p	103	...	b2.67	♦	3.7
53	35	Value & Income Tst 10p	53	+1	F1.25	0.8	3.3
118	98	Do 6¼pc Cv Rd Pf	118	+1	6¼%	—	7.5
61	33	Viking Resources	48	...	2.0	1.0	5.9
137	80½	Witan Inv.	131	−2	‡1.85	1.1	2.0
85	22	Do. Warrants	82	−1	—	—	—
131	95	Yeoman Inv Inc 12½p	124	...	‡7.81	1.0	8.9
124	87	Do. Cap. 1p	119	−1	—	—	—

Finance, Land, etc

High	Low	Stock	Price	+ or −	Div Net	C'vr	Y'ld Gr's	P/E
475	78	A.C. Holdings 5p	440	...	—	—	—	—
*88	19	Abaco Invs. 5p	69	+1	‡0.2	7.0	0.4	46.5
280	207	Ablesworth 10p	278	−2	1.25	1.3	0.6	—
182	127	Aitken Hume	152	...	s2.25	—	‡	—
42	16	Amalgamated F Invs.	35	...	—	—	—	63.3
*195	66	Antofagasta Hldg.	195xd	+7	Q8.5	♦	4.4	♦
78	70	Do. 5pc Cum Prf £1	78	...	Q4.9	—	7.0	—
198	31	Argyle Trust	195	+27	♦2.0	1.2	1.4	(76.0)
106	67	Assoc Trust 10p	85	...	3.0	♦	5.1	♦
57	25	‡Aust Merch A$1	28	...	Q8c	1.8	12.2	4.6
459	65½	Authority Inv. 20p	420	−15	♦—	—	—	—
241	109	Beverley Govett & Co	238	...	Q8c	♦	2.2	♦
185	111	Biotechnology Inv. 2c	171	−2	h1.0c	—	0.4	—
407	125	Brier Invs.	387	−1	—	—	—	36.7
182½	115	Britannia Arrow	176	−1	5.0	♦	4.1	♦
£187	£125	Do.9pcCv 95-2000	£178	+½	Q9%	—	(5.1)	—
472	213	Brit & Comm. 10p	445	−2	‡5.0	2.9	1.6	24.4
£149½	108½	Do. 7¼pc Cv. 2000	£146⅛	−2	Q7¼%	—	(5.5)	—
*21	11	Camborn Vent. Cp. 5p	16½	−½	—	—	—	—
281	196	Candover Inv.	266	−7	7.0	♦	3.8	♦
68	15	Centreway Trust 10p	65	+1	B—	—	—	♦
288	150	‡Clayton Robard A50c	270	...	Q5c	—	0.8	—
331	223	Close Bros.	328	+2	‡8.0	1.5	3.5	26.7
175	110	‡Comp. Fin. Servs. 5p	156	...	2.2	2.4	2.0	28.6
£22	£15⅝	Duncan (W.) & G £1	£22xd	...	15.0	4.5	1.0	25.0
310	235	‡Edinb'gh Fd Man 5p	298xd	−6	8.0	3.1	3.9	11.7
338	188	Exco Int. 10p	333	−2	‡4.2	4.0	1.8	16.8
48	19	Ex Lands 10p	41	...	0.6	—	2.1	—
120	14	Ferguson (J) 10p	93xd	...	—	—	—	—
63	31	‡Flextech 10p	50	...	—	—	—	—
943	375	Framlington Grp	908	−15	‡9.0	4.4	1.4	22.7
151	74	Frost Group	150	−1	‡4.5	1.4	4.2	21.0
243	183	G.T. Management 1p	223	−7	R9.0	3.4	1.9	18.7
480	320	‡Gen Oriental $0.10	450	...	Q20c	2.7	2.9	12.9
385	130	‡Harvey & T. 20p	378	+3	‡6.0	3.3	2.2	18.9
125	52	‡Haw Par S$1	115	+3	Q7c	1.5	2.0	33.7
£127⅛	490	Henderson Adm Gp	£12	−⅛	‡12.5	6.0	1.5	16.1
144	90	Hunting Group	141	−2	d6.0	2.9	6.0	8.1
*114½	75	Inv. Fin. & Inv. Cp	82xd	−1	‡1.5	2.6	2.6	21.5
230	158	Intl City Hldgs	193xd	−3	9.0	1.6	6.6	(11.9)
750	450	Int. Inv Tst. Jsy. £1	550	...	Q10.0	0.3	1.8	—
58	27	Investment Co.	49	−1	‡1.17	5.4	3.3	7.8
186	130	Ivory & Sime 0.1p	178	...	‡4.75	1.7	3.8	21.6
205	153	‡Johnson Fry 10p	195	...	L3.72	3.1	2.7	17.1
113	65	Kakuzi KS/-	113	...	Q37c	2.0	5.2	9.4
*53	3	Kellock Trust 1p	51	−1	0.1	♦	0.3	♦
50	25	Kwahu 10p	41	...	1.4	2.4	4.8	12.2
38	13	Ladn & Ass Inv 10p	30	...	‡0.35	5.3	1.6	24.5
45	25	London Inv. 5p	41	−1½	‡1.30	2.2	4.5	12.4
92	56	Lon. Merchant	87	−1	‡2.55	1.4	4.1	24.8
83	45	Do. Dfd	80	...	—	—	—	—
£93⅛	£73⅛	Do. 7¼pcCv 2000-05	£92⅝xd	+1	Q7¼%	—	(8.7)	—
541	320	MAI	510xd	−6	‡17.5	2.4	4.8	10.1
307	190	M. & G. Group	268	−5	5.25	2.6	2.8	19.7
228	153	Majedie Invs. 10p	219	−2	6.25	1.1	4.0	—
406	252	Mercantile House	336	−2	14.0	2.4	5.9	7.9
		For NMC Invs see Industrials						
135	62	Nat Home Loans 75p	130	...	a1.37	1.9	1.5	50.0
£131	£78	Do.8½pc Cv.Ln 2005	£126	...	Q8%	—	(6.6)	—
188	95	Next Baltic 5p	170	−10	a2.47	♦	2.0	♦
143	90	Do 7pc Cav Red Prf	135	+2	7%	—	7.3	—
151	114	Newmarket 5 cts	133	−3	—	—	—	—
80	41	Oceana Cons.	66	...	1.1	3.1	2.3	19.4
112	37	Parambe 10p	108	...	1.25	1.6	1.6	53.4
480	200	Parrish (J. T.) 5p	470	...	—	—	—	61.5
140	90	Silvermines 2½p	106	−2	Q24.2%	1.4	5.3	20.9
206	149	Smith New Court	157	...	‡d7.0	2.8	6.3	8.1
143	136	Sumit 100p	137	...	3.7	♦	3.8	♦
278	194	Templeton Gbrth $0.01	248	−2	Q9c	2.4	2.4	18.0
244	199	Transcont. Serv. 50c	204	...	Q9.57	2.1	3.1	15.4
128	93	Do. Warrants	95	−3	—	—	—	—
52	10	‡Warrior Industries	31	...	—	—	—	—
85	53	Westpool Inv.	82	...	‡1.6	1.2	2.7	41.2
58	30	‡Yelverton Inv. 5p	48	+1	—	—	—	—
89	25	‡York Trust 10p	88	−2	‡1.31	1.8	2.3	34.1
350	153	Yule Catto 10p	348	...	b8.5	2.8	3.5	11.3

OIL AND GAS

High	Low	Stock	Price	+ or −	Div Net	C'vr	Y'ld Gr's	P/E
18	5½	‡Adelaide Pet. NL	14	...	—	—	—	—
50	11	‡AurBrit Intl R/V	48	−1	—	—	—	—
51	9	‡‡Arno Engy 20p	41	−1	—	—	—	54.2
53	10	‡‡Atlantic Res Ir£.05	51	+1	—	—	—	—
57	22	Atlantis Intl. Inds	56	...	—	—	—	—
21½	6	BOM Holdings	18½xd	...	—	—	—	—
*257	155	‡Bell Resources 50c	237	+2	Q15c	♦	2.7	♦
90	28	‡Berkeley Expln. 10p	63	...	♦—	—	—	—
72	27	‡Bridge Oil	70	+1	Q3c	♦	1.9	♦
503	322	Brit. Borneo 10p	503	...	‡20.0	1.4	5.6	17.8
97½	61	British Gas	89½	−½	W6.5	2.1	5.2	12.6
946	518	Brit. Petroleum	909	−4	35.0	1.1	5.4	(23.0)
90	67	Do. 8pc Pf. £1	80	...	5.6%	x	9.9	—
249	101	Britoil 10p	249xd	+3	8.0	0.9	4.5	30.1
*120	18	‡‡Bryson Oil Gas 10p	116	...	—	—	—	53.4
8	1½	‡Bula Res Ir£0.025	4½	−½	—	—	—	—
499	260	Burmah £1	462	−4	‡12.75	1.9	3.9	15.9
£95⅛	£77⅛	Do.8½pcLn.91-96	£90⅛xd	−⅛	Q8½%	18.3	(9.3)	—
310	85	‡‡Caledonian Off £1	170	...	♦—	—	—	♦
119	48	Carless Capel 10p	103	−3	2.75	0.8	3.8	(44.9)
190	83	Century 10p	160	−13	‡5.0	2.5	4.4	11.7
43½	9	Charterhall 5p	34½	−½	—	—	—	—
£36⅛	£22⅛	Chevron Cpn. $3	£36⅛	+½	Q$2.40	1.9	4.2	12.4
63	27	‡Claremont Pet NL	52	+4	g65c	4.3	4.2	5.5
87	22	‡Cluff Oil	78	+1	—	—	—	—
37	3½	‡Do. Warrants	33	+3	—	—	—	—
82½	30	Clyde Petroleum	71	−2	—	—	—	—
£21	£17½	Coastal Cpn $0.33	£19⅝	−⅛	Q37c	—	1.3	—
29	10	‡Command Pet. N.L.	17	...	—	—	—	—
130	5	‡‡Conroy PetNatResSp	106	−2	—	—	—	—
239	94	‡Consolidated Brisco	231	−1	—	—	—	—
128	48	‡Crusader 20c	123	−5	h02.33c	7.3	0.8	17.0
43	21	‡Edinburgh Oil & Gas	32	...	—	—	—	—
£122	£97	ELF UK 12¼ Ln	£107⅛	−½	Q12¼%	—	11.9	—
42	16	Energy Capital 12½p	22	−2	—	—	—	—
225	119	‡‡E.R.I.C. $1.25	185	−3	—	—	—	—
279	94	Enterprise Oil	261	−2	8.5	♦	4.7	♦
82	30	Ex.Co.Louisiana $0.01	76	−4	—	—	—	—
£56	£35	Exxon‡	£55⅛	−½	Q$3.60	—	4.2	—
45	45	Falcon Res. 10p	45	...	—	—	—	—
20	10½	‡Falmouth Pet	14½	...	—	—	—	—
55	23	‡‡FirstLand Oil 10p	34	...	—	—	—	—
95	65	‡‡Fishermen's Pet £1	80	...	—	—	—	—
60	30	‡‡Floyd Oil 10p	50	...	—	—	—	—
113	55	‡Genes Res & Inv 50c	110	+4	—	—	—	—
350	200	‡Global Nat Res	350	...	—	—	—	—
79	28	Goal Pet 5p	77	−1	1.0	0.7	1.9	—
120	40	Great Western Res‡	100	−6	2.0	—	2.8	—
50	16	‡Gulfstream Res‡	27½	−½	—	—	—	—
£11⅛	645	Hamilton Oil Corp	£11⅜	−⅛	Q20c	—	0.8	—
205	45	‡‡Highland Particpts	85	−2	—	—	—	—
178	100	Hunting Petrol	178	+2	8.5	2.1	6.7	8.1
£112½	£87½	Do. 10pcCnv.Ln. '97	£112½	+2½	Q10%	9.9	(9.1)	—
59	21	‡NOCO 10p	46	+1	—	—	—	—
730	273	Imp. Cont. Gas £1	723	...	F20.0	2.4	3.9	16.4
£257	£101	Do. 8pcCv Ur 95-2000	£257	+3½	Q8%	57.3	(3.2)	—
324	104	‡Intl Pet Crpn	270	−12	—	—	—	—
37	4	Jackson Expln.	10½	...	—	—	—	—
26	3	‡Jebsens Drilling	9	+1	—	—	—	—
28	10	KCA Drilling 1p	16	...	‡1.5	1.3	‡	(7.7)
25	15	‡Kenmare Oil Expln	16½	−½	—	—	—	—
9	3½	‡Leonard Oil A$1	6	...	—	—	—	—

OIL AND GAS—Continued

High	Low	Stock	Price	+ or −	Div Net	C'vr	Y'ld Gr's	P/E
265	88	LASMO	251	−4	7.0	♦	4.0	♦
310	130	Do. "Ops" 10p	183	−2	Q9.97	—	—	—
117⅝	95½	Do. 9½pc CnRdPf £1	117	...	9.63%	—	11.6	—
62	18	‡Lysander Pet. 5p	30	+1	—	—	—	—
6	2	‡Magnet Group 10c	4½	...	—	—	—	—
35	18	‡‡Mariner 10p	28	...	—	—	—	—
23	7	‡Meridian Oil NV	8	...	—	—	—	—
5	1	‡Monarch Pet N.L.	4	...	—	—	—	—
214	7	‡Monument Oil 5p	15	+½	—	—	—	—
7	1½	‡‡Moray Firth 50p	7	...	—	—	—	—
48	15	New London Oil 5p	31	+1	—	—	—	—
£16⅛	£11⅛	Norsk Hydro Kr 25	£16⅛	+½	Q18%	♦	2.6	♦
56	14	‡Nth Sea & Gen Inv £1	43	−2	—	—	—	—
32	3½	‡‡North West Expln.	55	+8	—	—	—	—
27	6	‡Ohio Res.	13	...	—	—	—	—
75	26	‡Oilfield Insp Srvc.	31	−2	‡2.0	3.5	‡	4.5
31	5	‡‡Oliver Resources	17½	−½	—	—	—	—
55	27	‡[illegible] Oil	50	...	—	—	—	—
32	8	‡‡Pennant Res.	19	−1	—	—	—	—
*109	29	Petranol 10p	60	...	—	—	—	—
*120½	42½	Petrocon 12½p	91	...	—	—	—	—
£18⅛	£86½	‡PetroFina SA	£18⅛	...	BFr330	3.0	2.9	—
32	11	‡Petrogen Petroleum	22	...	—	—	—	—
7	2½	‡Petrex 10c	4	...	—	—	—	—
115	24	‡Plex Pet. £1	36	...	—	—	—	—
53½	21	Premier Cons.	58½	−1	—	—	—	39.1
355	181	Ranger Oil	308	−2	—	—	—	—
£75⅛	74	Royal Dutch Fl.10	£74⅛	...	Q26.0%	♦	5.5	♦
273	132	‡Santos A0.25c	243	+9	uQ11c	♦	2.1	♦
50	10	‡Sceptre Pet 50p	27	...	—	—	—	—
233	119	‡Sceptre Resl	217	+13	—	—	—	—
£12⅛	660	Shell Trans. Reg.	£12⅛xd	−⅛	43.0	♦	5.0	♦
77	60	Do. 7pcPf. £1	69	...	4.9%	x	10.0	—
228	123	Silkolene	225	+5	6.0	♦	3.8	♦
30	11	‡Southwest Res. 40p	21	+1	—	—	—	3.3
*94	18	Sovereign Oil	64½	−1½	—	—	—	4.6
140	35	‡Sun (UK) Royalty 1p	33	+2	—	—	—	—
32	11	‡‡Tri Energy	27½	+½	—	—	—	—
£71⅛	£55	Texaco 4¾pc Cnv.	£67⅛	...	Q4¾%	—	(7.1)	—
184	61	Tmoc Res A$0.25	184xd	...	‡Q2.5c	—	0.6	—
£51⅛	£26	Total-Cie Fr Pet B	£49⅛	...	u30%	—	6.1	—
150	43	Tricentrol	82½	+½	‡5.0	3.3	‡	3.9
£100	£69⅝	Tricentrol 11pc Cv Ln	£85⅛	...	Q11%	—	(13.3)	—
280	82	Triton Europe 5p	143	+5	—	—	—	♦
30	9	‡Tuskar Res Ir 5p	18	−1	—	—	—	—
254	125	Ultramar	231xd	−5	5.25	♦	3.2	♦
112	29	‡Woodside A50c	102	−2	—	—	—	—

OVERSEAS TRADERS

High	Low	Stock	Price	+ or −	Div Net	C'vr	Y'ld Gr's	P/E
73	48	African Lakes	58	−1	1.5	2.2	3.6	(14.6)
48	20	Boustead 10p	44	...	0.1	♦	0.3	♦
155	123	Chillington Cap	131	−2	‡5.2	2.2	5.6	9.3
106	75	Finlay (James)	89	...	4.15	1.5	6.6	(12.0)
11	3½	‡First Pacific Int.	10½	...	Q0.26c	♦	1.6	♦
*£86⅛	£42	GN Great Nordic £10	£43	...	12%	♦	2.6	♦
515	327	H'rks'n. Cros. £1	483	−5	20.0	1.0	5.8	(24.1)
604	308	Inchcape £1	580	+1	18.15	1.0	4.4	32.5
288	184	Lonrho	280	−1	12.0	1.7	6.0	(12.0)
105	63	Mesco Invests	83	...	m2.0	—	3.4	—
86	34	Ocean Wlsns. 20p	71	+4	♦‡2.5	2.0	5.0	(11.8)
371	187	Pat'son. Zoch. 10p	370xd	...	‡6.5	8.2	2.5	6.2
371	187	Do 'A' N/V 10p	370xd	...	‡6.5	8.2	2.5	6.2
252	108	Polly Peck Intl 10p	234	−1	‡5.63	6.2	3.4	5.0
£125⅛	£70	Do. 9pcCvLn '03-08	£122⅛	−½	Q9%	—	(7.7)	—
232	183	REA Hldgs.	213	−2	2.0	1.3	1.3	80.2
87	30	Sime Darby M$0.5	77	+3	Q8c	1.4	2.6	27.9
685	545	Steel Bros.	685	...	‡16.0	2.3	3.3	15.2
228	61	Tozer Kems. 20p	140	−1	0.5	16.1	0.5	14.1
205	60	Do. 8½pc Cnv Pf 20p	133	...	8½%	—	1.8	—

PLANTATIONS

High	Low	Stock	Price	+ or −	Div Net	Cvr	Y'ld Gr's
		Rubbers, Palm Oil					
56	33½	Anglo-East Plants	51	...	—	—	—
94	60	Bertam 10p	94	...	0.95	2.4	1.4
*94	43	Cons. Plants M$0.5	73xd	...	Q12c	1.4	4.0
93	24	Grand Central 10p	83	+2	20.25	—	0.4
120	54	Harrisons Mly. Pl. M$1	108xd	...	‡Q20c	1.6	‡
73	33	Highlands M50c	58	+1	Q10c	♦	4.6
76	34	Kuala Kepong M$1	60	...	uQ10c	0.6	4.1
*63	36	Rowe Evans Inv. 10p	53	...	Hs1.0	2.0	2.7
		Teas					
860	775	Assam Doars £1	860xd	...	9.0	3.6	1.5
£22	£15	Lawrie Grp. £1	£21½	...	40.0	2.6	2.6
353	215	McLeod Russel £1	338xd	−3	h6.23	4.1	2.6
300	192	Do.8.4pcCnv.Pf.	280	...	8.4%	11.2	4.2
£14⅛	725	Moran £1	£13	...	20.0	4.0	2.0
705	390	Williamson £1	695	−10	20.0	1.5	4.1

MINES

High	Low	Stock	Price	+ or −	Div Net	Cvr	Y'ld Gr's
		Central Rand					
904	301	Durban Deep R1	828	−12	Q100c	♦	3.7
569	222	East Rand Prp. R1	541	+8	—	—	—
£94⅛	£38⅛	Randfont'n Est. R2	£87⅛	−3⅛	‡Q1,700c	2.8	6.0
182	67	Simmer & Jack R0.02	108	...	Q20c	1.0	6.2
298	108	West Rand R1	294	−4	Q60c	♦	6.5
		Eastern Rand					
196	79	Bracken 90c	178	−3	Q100c	1.2	17.4
385	173	‡Cons Mod'tein 5c	308	−9	g053.3	♦	5.6
413	161	East Daggs R1	391	−21	—	—	—
£16⅛	650	Eastern Trns. Cn. 50c	£16	...	‡Q250c	2.9	4.8
579	200	ERGO R0.50	525	−21	‡Q85c	2.6	5.0
375	163	Grootvlei 25c	340	−13	‡Q165c	♦	15.1
£12⅜	590	Kinross R1	£11⅛	−1	Q380c	1.3	10.5
160	65	Leslie 65c	119	−16	Q60c	1.3	15.6
130	60	Marievale R0.25	110	−5	Q60c	♦	16.9
60	25	‡Modder B Gold Hldgs	42	...	—	—	—
60	25	‡Rand Ext & Expl 50c	58	−1	—	—	—
165	70	S. African Ld. 35c	127	−18	Q75c	♦	18.3
140	50	Viakfontein 20c	124	−5	Q60c	1.0	15.5
£18⅛	762	Winkelhaak R1	£16⅛	−⅛	Q495c	1.8	9.1
62	20	Wit. Nigel 25c	52	−2	—	—	—
		Far West Rand					
524	298	Blyvoor 25c	449	−9	‡Q200c	1.4	13.8
£21½	997	Buffels R1	£14⅛	−⅛	‡Q1000c	3.0	‡
343	105	Deelkraal R0.20	302	−12	‡Q55c	1.5	5.7
£12⅝	437	Doornfontein R1	£11⅛	−⅛	Q295c	2.9	7.0
£15⅛	706	Driefontein R1	£14	−⅛	Q335c	1.4	7.4
841	270	Elandsrand Gld. 20c	766	−19	Q130c	♦	5.3
257	87	Elsburg R1	255	+4	Q26c	1.0	3.2
569	180	Hartebeest 10c	510	−32	‡Q110c	1.6	6.7
780	305	Kloof Gold R0.25	788	−26	‡Q125c	1.9	5.5
£18⅛	624	Libanon R1	£16⅜	−1⅛	‡Q415c	1.9	7.9
£43⅛	£15⅛	Southvaal 50c	£41	−2⅛	Q820c	♦	6.2
556	284	Stilfontein 50c	476	−50	Q215c	♦	14.0
£83⅛	£31⅛	Vaal Reefs 50c	£76⅛	−2⅛	Q1,200c	♦	8.5
785	228	Venterspost R1	766	−19	‡Q200c	1.6	8.1
413	124	Western Areas R1	380	−28	Q40c	5.8	3.3
£38⅛	£15⅛	Western Deep R2	£37⅛	−1⅛	Q610c	♦	5.0
93	30	Zandpan 10c	80	−2	‡Q18½c	1.0	7.0
		O.F.S.					
399	105	Beatrix Mines‡	364	−16	Q65c	♦	5.5
£11½	444	F.S. Cons. Gold 50c	£10⅛	−⅛	Q335c	2.3	10.1
340	95	Free State Dev. 10c	325	...	Q15c	1.3	1.4
962	474	Harmony 50c	835xd	−28	‡Q265c	3.0	9.8
327½	98	Joel (H.J.) Gold R0.01	327	−½	—	—	—
194½	45	Do. Class A (1987) 0p	194⅛	−½	—	—	—
230⅛	50	Do. Class B (1988) 0p	230⅛	−½	—	—	—
590	178	Loraine R1	533	−41	Q150c	1.8	7.3
£12⅛	586	St. Helena R1	£11⅛	−⅛	Q420c	♦	11.7
732	313	Unisel	696	−34	Q190c	1.3	8.5
		Diamond and Platinum					
£92	£32	Anglo Am. Inv. 50c	£86	−1	‡Q810c	1.0	2.9
831	312	De Beers Df. 5c	776xd	−42	Q80c	♦	3.2
490	275	Do. 40pc Pf. R5	450	...	Q200c	x	13.8
£10⅛	510	Impala Plat. 20c	£10	−⅛	‡Q135c	2.5	4.2
760	410	Lydenburg 12½c	760	...	Q104c	1.0	4.2
£10⅛	500	Rus. Plat. 10c	£10	−⅛	‡Q135c	1.6	4.2
		Central African					
220	155	Falcon 250c	220	...	Q60c	♦	11.5
17	10	Wankie Col. Z$1	16	...	‡Q5c	13.6	13.1
16	10	Zam.Cpr.SBD0.24	14	...	—	—	—
		Finance					
100	65	Afex Corp US $1.50	90	...	Q8c	4.2	5.8
£13	350	Ang. Am. Coal 50c	£8⅛	...	Q240c	3.5	9.2
£14⅛	630	Anglo Amer. 10c	£14⅛	−⅛	‡Q180c	2.0	4.0
£66⅛	£30⅛	Ang. Am. Gold R1	£64⅛xd	+⅛	Q1600c	♦	7.7
£52	£21	Anglovaal 50c	£50	−1	‡Q450c	3.5	2.8
33	11	‡Clogau Gold 10p	24	...	—	—	—
130	70	‡Cons Alex Corp US$1	138	...	Q5½c	♦	2.7
973	409	Cons. Gold Fields	925	−14	‡24.5	1.3	3.7
£12	425	Genbel R1	£11⅛	+1⅛	‡Q195c	1.2	5.4
£12⅛	590	Gencor 40c	£11⅛xd	−⅛	Q230c	♦	6.3
35	18	Gold & Base 12½p	29	...	—	—	—
£12⅛	525	Gold Fields S.A. 5c	£12⅛	−⅛	‡Q160c	2.0	4.1
£108	£46	Jo'burg Cons. R2	£105	...	‡Q1200c	2.3	3.5
£16	530	Middle Wit 25c	£15⅛	+1⅛	‡Q155c	1.7	3.1
860	450	Minorco $BD1.40	786	−14	Q24c	1.7	2.0
709	250	New Wits 50c	696	+6	Q80c	1.6	3.6
£28⅛	£10⅞	OFS Invs 1c	£26	−⅛	Q873c	4.5	10.4
21	5	Rand London 15c	9	...	—	—	—
£25	935	Rand Mines R1	£17½	...	Q425c	2.8	7.5
558	200	Rand Min. Props. R1	558	...	Q65c	1.9	3.6
100	44	Vogels 2½c	65	...	Q30c	♦	14.3
745	289	Welkom Gold Hldgs 50c	673	−25	Q226c	1.0	10.4
		Australians					
7½	1½	‡Abaleen Mins NL	6½	...	—	—	—
19	3	‡Afro-West 20c	14	...	—	—	—
380	64	‡ACM 50c	313	+5	♦—	—	—
85	6	‡Aquarius Expln NL	55	...	—	—	—
11½	4	‡Asia Oil & Minerals	7	...	—	—	—
29	4	‡Australis Mng N.L.	23	−1	—	—	—
85	28½	‡Australian Res. NL	82	...	Z01c	—	0.5
32	11	‡Aztec Expln.	29	...	Z01c	—	1.5
25	6½	‡Balmoral Res	20	...	—	—	—
614	135	‡Barrack Mines	205	...	‡Q35c	♦	8.1
5	1½	‡Belgravia Resources	4½	...	—	—	—
143	41½	‡Bond Corpn	120	+2	‡08.3c	3.4	3.0
165	89	‡Bougainville 1 Kina	165	+6	Q22%	♦	3.1
73	18	‡Brunswick $1	73	...	Q5c	—	3.0
*355	213	‡CRA $2	347	+31	‡Q15c	1.7	‡
92	40	‡Carr Boyd 20c	90	−2	‡06c	1.4	2.9
34	16	‡Central Pacific	34	...	—	—	—
30	11½	‡Cons Gld Mg Areas NL	22xr	...	♦—	—	—
40	7	‡Cultus Res NL $2	22	...	—	—	—
5½	2½	‡Eagle Corp 10c	5½	...	—	—	—
20½	6	‡Eastern Pet.Australia	20½	+½	—	—	—
176	15	‡Eastmet 20c	176	...	—	—	—
438	112	‡Emperor Mines	418	...	Q6c	—	0.6
23½	8	‡Endeavour 20c	23½	+2½	—	—	—
130	18	‡Enterprise Gld	130	...	—	—	—
227	25	‡Forsyth NL	227	...	—	—	—

MINES—Continued

High	Low	Stock	Price	+ or −	Div Net	Cvr	Y'ld Gr's
84½	24	‡Gem Exp & Minerals	72½	...	—	—	—
324	63	‡GM Kalgoorlie 25c	324	+25	Q12c	0.8	1.6
121	17	‡Great Victoria Gold	115	+5	—	—	—
240	46	‡Hawk Investments 20c	237	...	—	—	—
81	26	‡Hill Minerals N.L.	81	+6	♦—	—	—
51	15	‡Indian Ocean Res	50	...	—	—	—
30	7	‡Invincible Gd 20c	29	...	—	—	—
82	16½	‡Jason Mining 20c	80	+8	—	—	—
83	22	‡Magellic Mns	83	+6	—	—	—
105	11½	‡Matlin Mines NL	105	...	—	—	—
25	5	‡Kalbara Min 20c	22	...	—	—	—
55	24	‡Kia Ora Gold $1	44	...	Q2c	2.2	2.0
60	21	‡Kitchener NL 25c	50	+2	—	—	—
42	17	‡Meekatharra 25c	40	+1	—	—	—
69	9	‡Metals Ex 50c	69	...	—	—	—
623	87	‡Metana Minerals N.L.	603	...	g05c	—	0.4
73	40	‡Metramar Mins 20c	73	+3	—	—	—
153	63	‡MIM Hldgs 50c	125	+6	Q4c	3.7	1.4
8½	2½	‡Minefields Expl 25c	6	...	—	—	—
51	12	‡Minsel Secs. 25c	50	+1	—	—	—
50	5½	‡Moore Burgess 20c	43	...	—	—	—
68	14	‡Normandy Res NL	68	...	—	—	—
145	73	‡North B Hill 50c	126	+2	Q6c	0.1	2.0
*60½	15½	‡Nth Kalgurli	59½	+1½	Q4c	1.5	2.9
62	24	‡Oakbridge 50c	37	+2	—	—	—
55	16	‡Otter Expl'n NL	53	...	—	—	—
128	13	‡Pan Aust Mining 25c	128	...	—	—	—
156	69	‡Pancont'l 25c	155	+3	Q2.5c	7.3	0.7
42	9½	‡Paragon Resources NL	42	...	n—	—	—
193	45	Paringa Mng Expl 5p	193	...	—	—	—
325	225	‡Peko-Wallsend 50c	315	−1	Q20c	1.8	2.7
42	9	‡Perilya Res NL	36	...	—	—	—
18	7	‡Portman Mining	13	...	—	—	—
32	8	‡Queen Margaret Gold	32	+3	♦—	—	—
75	28	‡Regent Mining 20c	53	...	—	—	—
406	150	‡Renison 50c	406xc	−18	‡Q10c	1.3	1.1
33	4	‡Samson Exp'n. NL	33	+7	—	—	—
600	143	‡Sons Gwalia NL	600	+37	Q32.5c	1.9	2.3
27	8½	‡Stan. Goldfields	27	...	Q1.5c	2.0	2.4
14½	6½	‡Southern Pacific	14	...	—	—	—
91	41	‡Southern Res	84	...	—	—	—
16	3	‡Southern Ventures 25c	14	−1	♦—	—	—
39	10	‡Spargos Expl'n	39	+3	—	—	—
21	5½	‡Swan Res 20c	17	...	—	—	—
38	11	‡Thames Mining 25c	38	...	—	—	—
82	37	‡Utd Goldfields NL	82	...	Q5c	3.1	2.6
33	11	‡West Coast 25c	23	+1	♦—	—	—
350	113	Westn. Mining 50c	350	+14	Q6c	1.2	0.7
475	82	‡Whim Creek 20c	450	+15	Q11c	16.4	1.1
69	20	‡Windsor Res NL	68	−1	♦—	—	—
21	4½	‡York Resources	13	...	—	—	—
		Tins					
195	120	Ayer Hitam SM1	145	−5	‡Q80c	0.7	‡
72	19	Geevor	70	−5	—	—	—
83	35	Gopeng Berhad M$0.50	55	...	Q5c	—	2.4
87	17½	Jantar 12½p	65	...	2.5	0.1	5.4
60	15	Malaysia Mng. 10c	54	+2	‡u02c	2.8	‡
17	17	‡Pahang	17#	...	B—	—	—
130	80	Petaling SM1	115	...	uQ10c	—	2.1
130	70	Sungei Besi SM1	90	...	—	—	—
150	90	Tanjong 15p	100	...	—	—	—
140	75	Tronoh SM1	125	...	‡u045c	0.8	‡
		Miscellaneous					
147	30	Anglo-Dominion	96	−10	—	—	—
80	21	‡Colby Res Corp	34½	+1	—	—	—
300	115	Cons. Murch. 10c	£2	...	uQ60c	4.4	9.3
51	24	‡Emrs Int. Ir10p	40	+1	—	—	—
254	70	Greenwich Res	246	−2	—	—	—
327	165	‡Highwood Res	267	+27	—	—	—
£21⅛	£13⅛	Homestake Mining $1	£20⅛	−⅛	Q20c	—	0.6
382	150	‡McFinley Red Lake	345	+3	—	—	—
285	70	‡Mosto Explorations	107	−8	—	—	—
100	28	‡New Sabina Res C$1	100	+4	—	—	—
493	200	Northgate C$1	476	−5	—	—	—
834	513	RTZ	834	+31	22.0	2.4	3.7
£168⅛	£115	Do. 9¾pcLn '95-2000	£168⅛	+3½	Q9¾%	15.5	(5.7)

THIRD MARKET

High	Low	Stock	Price	+ or −	Div Net	C'vr	Y'ld Gr's	P/E
475	180	Abelscot Group 10p	350	−25	3.2	—	1.3	—
50	10	Aberdeen Am Pet 10p	52	...	—	—	—	—
120	110	Allied Ins. Brokers	110	−3	L3.5	2.5	4.5	12.8
60	36	Catalyst Comm. 5p	58	...	—	—	—	—
68	24	Corton Beach 10p	55	−3	—	—	—	27.3
185	121	Emerging Investment	185	...	—	—	—	—
63	10	Eglinton Oil Ir.5p	33	−1	—	—	—	—
41	8	Do Warrants	21	+2	—	—	—	—
29	17	Publishing Hldgs 5p	27	...	—	—	—	15.6
56	46	Theme Holdings	55	+1	—	—	—	27.9
133	115	Unit Group	115	...	R4.6	2.5	5.6	(8.2)

NOTES

Unless otherwise indicated, prices and net dividends are in pence and denominations are 25p. Estimated price/earnings ratios and covers are based on latest annual reports and accounts and, where possible, are updated on half-yearly figures. P/Es are calculated on "net" distribution basis, earnings per share being computed on profit after taxation and unrelieved ACT where applicable; bracketed figures indicate 10 per cent or more difference if calculated on "nil" distribution. Covers are based on "maximum" distribution; this compares gross dividend costs to profit after taxation, excluding exceptional profits/losses but including estimated extent of offsettable ACT. Yields are based on middle prices, are gross, adjusted to ACT of 29 per cent and allow for value of declared distribution and rights.

- ● "Tap Stock"
- * Highs and Lows marked thus have been adjusted to allow for rights issues for cash
- † Interim since increased or resumed.
- ‡ Interim since reduced, passed or deferred.
- ‡‡ Tax-free to non-residents on application.
- ♦ Figures or report awaited.
- ♥ Not officially UK listed; dealings permitted under Rule 535(4)(a).
- ‡ USM; not listed on Stock Exchange and company not subjected to same degree of regulation as listed securities.
- ‡‡ Dealt in under Rule 535(3).
- # Price at time of suspension.
- ¶ Indicated dividend after pending scrip and/or rights issue: cover relates to previous dividend or forecast.
- ♦ Merger bid or reorganisation in progress.
- ♦ Not comparable.
- ♦ Same interim: reduced final and/or reduced earnings indicated.
- § Forecast dividend; cover on earnings updated by latest interim statement.
- ‡ Cover allows for conversion of shares not now ranking for dividends or ranking only for restricted dividend.
- ★ Cover does not allow for shares which may also rank for dividend at a future date. No P/E ratio usually provided.
- ¶ No par value.

B.Fr. Belgian Francs. Fr. French Francs. ‡‡ Yield based on assumption Treasury Bill Rate stays unchanged until maturity of stock. a Annualised dividend. b Figures based on prospectus or other offer estimate. c Cents. d Dividend rate paid or payable on part of capital, cover based on dividend on full capital. e Redemption yield. f Flat yield. g Assumed dividend and yield. h Assumed dividend and yield after scrip issue. j Payment from capital sources. k Kenya. m Interim higher than previous total. n Rights issue pending. q Earnings based on preliminary figures. s Dividend and yield exclude a special payment. t Indicated dividend: cover relates to previous dividend, P/E ratio based on latest annual earnings. u Forecast, or estimated annualised dividend rate, cover based on previous year's earnings. v Subject to local tax. x Dividend cover in excess of 100 times. y Dividend and yield based on merger terms. z Dividend and yield include a special payment: Cover does not apply to special payment. A Net dividend and yield. B Preference dividend passed or deferred. C Canadian. E Minimum tender price. F Dividend and yield based on prospectus or other official estimates for 1986-87. G Assumed dividend and yield after pending scrip and/or rights issue. H Dividend and yield based on prospectus or other official estimates for 1986. K Dividend and yield based on prospectus or other official estimates for 1987-88. L Estimated annualised dividend, cover and p/e based on latest annual earnings. M Dividend and yield based on prospectus or other official estimates for 1985-86. N Dividend and yield based on prospectus or other official estimates for 1987. P Figures based on prospectus or other official estimates for 1987. Q Gross. R Forecast annualised dividend, cover and p/e based on prospectus or other official estimates. T Figures assumed. W Pro forma figures. Z Dividend total to date.

Abbreviations: xd ex dividend; xc ex scrip issue; xr ex rights; xa ex all; xl ex capital distribution.

REGIONAL & IRISH STOCKS

The following is a selection of Regional and Irish stocks, the latter being quoted in Irish currency.

Stock	Price	+ or −
Albany Inv 20p	73	...
Craig & Rose £1	£15¼	...
Finlay Pkg. 5p	69	+1
Holt (Jos) 25p	408	...
IoM Stm. £1	95	...
IRISH		
Fund 11¼% 1988	£98⅛	+⅛
Nat. 9¾% 84/89	£94⅛	+⅛
Fin. 13% 97/02	£100⅛	+½
Arnotts	360	...
CPI Hldgs	55xd	...
Carroll Inds.	125	+2
Dublin Gas	5	...
Hall (R. & H.)	112	...
Heiton Hldgs.	27	−4
Irish Ropes	174½	−3½
Unidare	405xd	+5

TRADITIONAL OPTIONS

3-month call rates

Stock	p	Stock	p
Industrials		NEI	8
Allied-Lyons	35	Nat West Bk	55
Amstrad	16	P & O Dfd	55
BAT	47	Plessey	20
BOC Grp	42	Polly Peck	20
BSR	12	Racal Elect	20
BTR	30	RHM	30
Babcock	19	Rank Org Ord	55
Barclays	47	Reed Intnl	42
Beecham	48	STC	20
Blue Circle	62	Sears	12
Boots	25	TI	55
Bowaters	37	TSB	8
Brit Aerospace	58	Tesco	42
Brit. Telecom	20	Thorn EMI	50
Burton Ord	23	Trust Houses	20
Cadburys	22	Turner Newall	24
Charter Cons.	30	Unilever	158
Comm Union	29	Vickers	55
Courtaulds	35	Wellcome	50
FNFC	20	**Property**	
Gen Accident	80	Brit Land	17
GEC	18	Land Securities	30
Glaxo	110	MEPC	32
Grand Met	40	Peachey	30
GUS 'A'	100		
Guardian	85	**Oils**	
GKN	30	BOM	3½
Hanson Tst.	15	Brit Petroleum	60
Hawker Sidd	50	Burmah Oil	38
ICI	80	Charterhall	4
Jaguar	52	Premier	4
Ladbroke	40	Shell	75
Legal & Gen	25	Tricentrol	11
Lex Service	35	Ultramar	17
Lloyds Bank	48		
Lucas Inds	55	**Mines**	
Marks & Spencer	18	Cons Gold	65
Midland Bk	58	Lonrho	24
Morgan Grenfell	35	Rio T Zinc	65

A selection of Options traded is given on the London Stock Exchange Report Page.

HO PEPE
SPAIN'S SHERRY
GONZALEZ BYASS

FINANCIAL TIMES
Saturday April 4 1987

SITEMASTER
JCB
CONSTRUCTION EQUIPMENT

Pound rises after confused week

BY JANET BUSH

THE POUND rose strongly yesterday at the end of a week marked by confusion over the UK Government's exchange rate policy.

The Bank of England did not appear to intervened to brake sterling's rise.

Trading in pounds became volatile in the latter part of the week as the market reacted to various statements on official policy by Mr Nigel Lawson, the Chancellor.

On Wednesday he told a meeting of the National Economic Development Council that he would like to maintain sterling at current levels and would do so through interest rates and intervention.

He also appeared to specify that $1.60 and DM 2.90 were those levels.

The pound had been trading somewhat higher than this and foreign exchange dealers immediately sold pounds to bring it into line with the levels indicated by Mr Lawson.

On Thursday the Chancellor said that his remarks had been misunderstood. He explained that he had simply informed members of the National Economic Development Council, where he had been speaking on Wednesday, in rounded terms of what current exchange rates were.

The market then reacted by buying back the pounds sold on Wednesday and sterling continued to rise yesterday.

The pound's trade-weighted index reached a high of 72.0 yesterday, compared with Thursday's close of 71.4, before easing to finish at 71.9.

In London sterling rose 1.25 pfennigs yesterday to close at DM 2.9350. It also rose more than a cent to close at $1.6140, more than reversing its losses earlier in the week.

Foreign exchange dealers said they expected trading to become more cautious next week as attention focuses on the series of international meetings in Washington.

Members of the Group of Seven leading industrial nations are expected to meet and reaffirm the Paris accord on stabilising currencies.

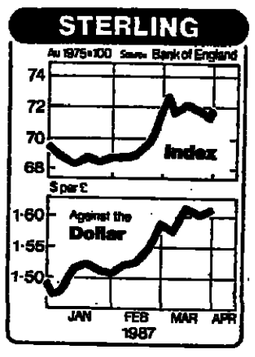

Background, Page 3; Money markets, Page 12

Plessey US arm wins Bell order

By David Thomas

PLESSEY has made a breakthrough in the US market with a $100m (£62m) order for public telephone exchanges from BellSouth, one of the large Bell regional telephone companies.

The order was won by Stromberg-Carlson, Plessey's US telecommunications equipment subsidiary. It is the largest from a Bell unit for a European-owned company since the Bell companies began looking for new suppliers after they were spun off from American Telephone and Telegraph in 1984.

Plessey's strategy for Stromberg is based on breaking into the Bell companies, and the BellSouth order, placed after lengthy evaluation, raises hopes for business from other Bell companies and the rest of the US telecommunications market.

Under the contract Stromberg will supply South Central Bell, BellSouth's Alabama-based telephone operating company, with 600,000 lines of digital exchanges between 1988 and 1990. The exchanges are made at Stromberg's Florida factory, though Plessey has helped to improve the product.

About a quarter of the order is to be delivered next year, with some contract details for the following two years still to be worked out.

Mr David Dey, Plessey's managing director for telecommunications, said the order from BellSouth was substantially larger than he had expected.

Mr Dey expected the deal would lead to further orders from BellSouth and that it should improve Stromberg's chances of winning work from other Bell companies.

In 1986-87 Stromberg sold about $150m of exchanges to non-Bell companies.

Stromberg's public exchange is being tested by Pacific Bell and the company is discussing the possibility of a test with US West.

Sir John Clark, Plessey chairman, said: "It totally vindicates the Plessey strategy of acquiring a manufacturing base for telephone exchange equipment in North America."

Stromberg, acquired by Plessey in 1982 when it was incurring losses, began trading profitably recently.

Plessey said last year that its plans to triple Stromberg's sales by 1990 depended on its success in breaking into the Bell market. Plessey's view of Stromberg's future would have been much more modest without that success.

THE LEX COLUMN

Pick on someone your own size

Last year the equity market reached a peak on April 3 and spent the rest of the year trying to regain that height. This year the FT-SE 100 index reached its latest all-time high on March 24 and has since fallen by 4.4 per cent. If the general election is not called soon, the market could be in for another dull summer.

Nomura

If there is any logic in the UK Government taking a sideswipe at Japanese banks and securities houses in London then it presumably derives from the belief that they are dumping capital in much the same way that their industrial cousins are supposed to dump consumer goods. Hence Nomura UK's rare emergence from its shell to counter loss-leader allegations by pointing to the £54.2m (£14.7m) pre-tax profit the London securities subsidiary reported in the year to last September.

The 10 per cent return on assets that £54.2m represents is not bad for a growing business but the figure should still be treated with some caution.

Nomura no doubt expected dumping allegations and the UK provides an attractive tax regime; the option of transfer pricing is readily available through many-centred Eurobond trading but the "good citizen" propaganda from the securities subsidiary is only an indirect defence against the (highly improbable) withdrawal of a licence from a banking subsidiary which so far employs only 35 people.

Nomura is, however, well protected by size, and by County Bank's receipt of a Tokyo securities licence at the same time that the London banking licence was issued.

Tour operators

Since Cliff Richard sang his way through Europe in the film Summer Holiday, foreign travel has become a mass market pursuit and for some years tour operators were able to make good profits out of herding tourists to Torremolinos.

But even with the market growing rapidly at times, the drive for market share has made the last few years as unpleasant for the operators as their less-fortunate customers. Just when it looked as though Horizon and International Leisure (ILG) were about to rebuild margins, another skirmish has broken out in the long-running price war.

Index fell 21.2 to 1546.4

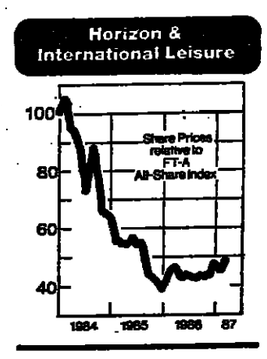

That may be coincidental to yesterday's news that Bass had made an agreed bid for Horizon, and the decision this week by ILG to take itself private once more. But it appears that a package tour company keen to build market share rather than stick to the niches, can only do so with the backing of richer and more patient shareholders than those found through the stockmarket.

Bass has the cash to back Horizon's "marketing" and build some more hotels, while Harry Goodman may be readier than the City to put up with flat profits from ILG for a few years, whatever his record of share sales may suggest.

As for the exit prices, Horizon's shareholders would have done better had Grand Metropolitan's bid emerged and succeeded three years ago, but even so 185p is twice the recent low. While Horizon's closing price of 194p, up 30p, suggests that all is not simple, the price does exceed asset value and the exit p/e is fairly staggering. What that will mean for ILG's self-pricing remains to be seen, but Mr Goodman may find himself more expensive than he first thought.

Philippines Fund

You want to be locked into a high risk investment; but you are afraid that the equity stage of the Channel Tunnel will be massively oversubscribed.

Then the Philippines Long Term Equity Fund is for you. Managed by the Thornton Group, this is a highly innovative offshore fund which will attempt to take advantage of a recently enacted Philippines law allowing the country's heavily discounted dollar debt to be converted at par value into Filipino equity.

The local stock market has risen two-and-a-half-fold over the past 15 months, but the major stocks are still valued at multiples of only around 7 times prospective earnings.

Following the popular vote for the new constitution and last week's successful debt rescheduling, the political risks have lessened significantly. But investors in the Thornton fund will be locked in for up to six years, because of the tight guidelines set by the Central Bank of the Philippines on the re-sale of equity which has been purchased at cut-price rates.

Most investors would probably wish to invest in the Philippines at normal rates and be able to sell freely but with a minimum investment of only $10,000 the Thornton fund is well suited for institutional punts. It also appears that for a 1 per cent annual fee the fund will be insured by Hong Robinson against expropriation. That is almost spoiling the fun.

BP

Anyone who thought the Government would sell its 33 per cent stake in BP at a fancy price to some investment bank with a compliant distribution network should think again. The company's announcement that it would divide its shares into three makes it clear the Government is determined to make the issue as attractive as possible as an offer for sale directed at small UK investors.

There can be little doubt that the idea of the split came from BP's largest shareholder. Of course the scrip makes absolutely no difference to the value of shareholdings in the company, but the UK private investor is notoriously hostile to heavy share prices.

The Americans—whom BP is currently wooing—are of an opposite persuasion, which is why the company will negate the effect of the scrip issue by trebling the number of shares in each ADR.

More than $15bn has chased BP's request for a $5bn syndicated loan to finance the tender offer for Standard Oil — which only goes to show how generous the banks found BP's terms.

US-Japan chip dispute hits world markets

By Louise Kehoe in San Francisco

THE US-JAPANESE trade dispute over semiconductor chips is seriously upsetting the world semiconductor and US electronics markets, with microchip prices rising sharply because of a shortage of Japanese supplies.

Japan has, in effect, created exporting semiconductor memory chips in an apparent effort to avert the US tariffs on Japanese electronics goods announced last week by President Ronald Reagan.

This has prompted a dramatic rise in chip prices in the US and Asia, panic buying in the US and a frenzy of activity in the US semiconductor industry as manufacturers struggle to keep up with demand.

US industry executives believe that the shortage of supply has been caused by a deliberate move by the Japanese Ministry of International Trade and Industry to delay processing of export licence applications in Japan.

In a related action the US Customs service demands that Japanese exporters post bonds equivalent to 100 per cent of the value of goods exported to the US in anticipation of tariffs on a variety of Japanese electronics products.

The tariffs may be made retroactive to March 31, Customs officials say.

Defence contractors oppose Ordnance takeover by BAe

BY DAVID BUCHAN, DEFENCE CORRESPONDENT

SEVERAL UK defence contractors have urged the Office of Fair Trading to recommend rejection of the British Aerospace takeover of Royal Ordnance, the government-owned arms business, on the grounds that it would inhibit competition in key areas of military procurement.

Ferranti, the electronics company, which was an initial bidder for Royal Ordnance, and Hunting Engineering, Bedfordshire defence contractor, confirmed yesterday that they had written to the OFT complaining that the acquisition could give BAe a near-monopoly in the UK in making major missile and munitions systems.

The BAe purchase of Royal Ordnance for £190m, announced by the Government on Thursday, is still subject to consideration by the OFT, which is to recommend next week whether the deal should be referred to the Monopolies and Mergers Commission.

It is then up to the Government, through the Trade and Industry Secretary, to accept or reject the OFT's view.

The department most concerned about military procurement competition, the Ministry of Defence, has made clear that it sees no structural obstacle to its bigegst supplier, BAe, growing bigger still by the purchase.

The ministry regards as absurd any parallel with the GEC-Plessey merger which it successfully opposed last year.

The complainants to the OFT are sensitive about upsetting their extensive business links with BAe. Short Brothers, the Belfast aerospace company, said yesterday it had given the OFT its view of the merger, but would not say what that view was.

Most of BAe's rival weapons manufacturers would much prefer Royal Ordnance to go to GKN, the mainly civil engineering group which lost out to BAe by bidding only £160m.

Royal Ordnance, with a workforce of 16,000 in 15 factories, has been an extensive subcontractor to the defence industry.

Opponents of the merger are concerned about its future behaviour of Royal Ordnance as a subcontractor to them.

They fear that it may offer special terms to its new parent and that as a result BAe will have a total "in-house" capability to make, say, missiles from Royal Ordnance explosives and rocket motors, and BAe electronics.

The MoD counter-argument to this, which will be presented to the OFT, is that if Royal Ordnance was no longer even-handed with its customers they could place their orders elsewhere, abroad if necessary.

Ministry officials note that BAe has threatened to buy a West German motor for the Alarm anti-radar missile if by midsummer Royal Ordnance still cannot make its planned rocket motor for Alarm.

BAe has generally based its case for acquisition of Royal Ordnance on the need to grow to match international competition.

In fact the incorporation, bringing total sales up to £36bn a year, makes BAe one of the biggest defence contractors in Europe.

Background, Page 3
Marconi job losses, Page 4

Delors seeks stronger EMS

BY QUENTIN PEEL IN BRUSSELS

PLANS TO strengthen the operation of the European Monetary System, including closer co-operation between European central banks on interest rate and money market policies, will be presented to EEC finance ministers today.

The proposals also suggest stricter surveillance of national economic performance to trigger consultation between the member states—along the lines being mooted for closer co-ordination on the international monetary level.

Reports on possible ways to reinforce the system are being put forward by the committee of EEC central bank governors, the EEC monetary committee of top-level Treasury and central bank officials, and Mr Jacques Delors, the European Commission president.

Both Mr Delors and Mr Mark Eyskens, the Belgian Finance Minister who is chairman of such EEC meetings, are keen to make progress on strengthening the system, not least to provide greater insulation against the external shocks of dollar and yen volatility.

The finance ministers gathered last night at the windswept Belgian seaside resort of Knokke for the start of their informal weekend talks. They are seeking to co-ordinate their positions for the meeting next week of the interim committee of the International Monetary Fund, and on the need for any follow-up to the currency stabilisation accord agreed in February in Paris.

Most of their senior advisers expect the discussion on the EMS to be a progress report rather, than a source of clear decisions.

The monetary committee, presided over by Mr Hans Tietmeyer, West German State Secretary for Finance, has been studying various options for strengthening the system. These include reviving the use of the divergence indicator (which is supposed to prompt policy responses before EMS currencies have moved too far out of alignment), greater surveillance of national economic indicators and more co-ordinated intra-marginal intervention (that is, before currencies reach their ceilings or floors within the EMS).

These ideas were put forward in a French government memorandum, submitted by Mr Edouard Balladur, the Finance Minister, in February. He also proposed closer European co-operation on the international currency markets, and an attempt to agree "appropriate levels" for the dollar and yen against the EMS currencies.

Similar ideas are likely to be proposed by Mr Delors, linked to the need for a stronger EMS to coincide with any further moves towards full liberalisation of EEC capital flows.

Mr Delors' thinking links the recent measures taken to free capital movements—notably in France, Italy and Denmark—with the greater external pressures on the EMS.

He propounds an increasing need for interest rate and money market policies in each member state to be co-ordinated because of their connection with foreign exchange markets.

He is also likely to argue for greater use of intra-marginal intervention, in a more co-ordinated way, between the economies of strong and weak currencies in spite of continuing West German opposition.

The hub of the argument will be the extent to which intra-marginal intervention encourages or discourages currency speculation.

Mr Delors and Mr Eyskens would like to push the co-ordination further, to include greater use of Community finance for intervention.

Editorial Comment, Page 6

Continued from Page 1

Portugal

left-wing army coup ended 40 years of dictatorship and restored democracy.

Mr Cavaco Silva, a 47-year-old economics professor who has won popularity by leading the conutry out of recession, is pressing for a premature election. Opinion polls indicate his Social Democrats, currently holding just over a third of the assembly seats, could come close to an absolute majority.

But the PRD, formed as a political vehicle for General Eanes when he ended two terms as President last year, has called on the Socialists to lead a left-wing coalition to replace the minority Government.

Mr Soares must choose between two options that could reproduce the current stalemate: an insecure coalition of two parties fighting for the same political ground or an election in which the Social Democrats may again fall short of an absolute majority.

Continued from Page 1

C and W

Japan and Britain.

Mr Howard will stress that Britain expects to see early evidence of Japan's readiness to open its markets to foreign competition and will warn of possible retaliatory action unless the Japanese respond positively.

In particular, he will be seeking improved access for British companies to Japanese financial markets and will stress the Government's wish to see a firm timetable for this to be accepted in Tokyo.

Mr Paul Channon, the Trade and Industry Secretary, said yesterday he was sure a solution could be found which would open Japanese markets to British goods. He said progress would be reviewed in the early summer at a regular, six-monthly meeting between officials of the two governments.

On Thursday, the Department of Trade and Industry invoked provisions in the Financial Services Act enabling it to refuse or revoke licences for Japanese banks and insurance companies wanting to operate in London. Such action can be taken only in response to Japan's failure to grant reciprocal access to its financial markets by British banks and insurance companies, however, and would be separate from the C and W dispute.

Ministers are also still considering other sanctions, including possible measures to make it more difficult for Japanese businesesmen to obtain British work permits.

Mr Howard said yesterday, however, he did not want the Government to be forced to restrict Japanese financial operations in London.

"I hope it will not come to that and do not think it will. I expect Japanese firms in London to talk to their government and to call for appropriate action. They have valuable advantages through operating in London and will not want to lose them."

CHIEF PRICE CHANGES YESTERDAY

(Prices in pence unless otherwise indicated)

RISES		
Argyle Trust	195	+ 27
Brit Aerospace	660	+ 19
Cowie (T.)	393	+ 13
Gold Mines Kalg'rlie	324	+ 25
Hickson Intl	637	+ 13
Hill Samuel	450	+ 22
Home Counties	425	+ 15
Horizon Travel	194	+ 30
Johnston Group	440	+ 35
Ladies Pride	79½	+ 9
Lex Service	412	+ 21
Lloyds Chemist	231	+ 28
Lowe Howard-Spink	445	+ 10
Media Tech	155	+ 27
Sons of Gwalia	600	+ 37
United Packaging	145	+ 24
Western Mining	350	+ 14
Worcester	585	+ 50
FALLS		
BTR	305	− 14
Bass	869	− 22
Bemrose	251	− 7
Bunzl	216	− 7
Burton	287	− 7
Midland Bank	609	− 12
Nevi Baltic	170	− 10
Reckitt & Colman	952	− 23
Redland	450	− 17
Rothmans Intl	236	− 7
Royal Ins	944	− 20
Tate & Lyle	730	− 15

WORLDWIDE WEATHER

UK today: Rain, heavy at times. Brighter in S. Outlook: Unsettled, scattered showers.

		Y'day midday °C	°F			Y'day midday °C	°F			Y'day midday °C	°F			Y'day midday °C	°F
Ajaccio	S	23	73	Dallas	S	13	55	Madeira	F	20	68	Perth	F	26	79
Algiers	F	22	72	Dublin	C	8	46	Madrid	F	8	46	Prague	C	9	48
Amsdm.	S	12	54	Dbrvnk.	F	12	54	Majorca	C	15	59	Rykjvk.	S	1	34
Athens	S	16	61	Ednbgh.	C	5	41	Malaga	C	9	48	Rhodes	S	16	61
Bahrain	S	26	79	Faro	F	12	54	Malta	S	17	63	Rio J'o	C	23	73
Barclna.	C	14	57	Florence	C	14	57	M'chstr	F	9	48	Rome	F	17	63
Belfast	R	8	46	Frankft.	F	11	52	Melbne.	S	18	64	Salzbrg.	S	15	59
Belgrd.	F	16	61	Geneva	F	8	46	Mex. C.	S	21	70	S'ciscO	F	16	61
Berlin	S	9	48	Gibrltr.	T	9	48	Miami	F	26	79	Seoul	Dr	6	43
Biarritz	S	13	55	Gl'sg'w	C	6	43	Milan	C	9	48	Singapr.	F	31	88
Bmghm.	C	9	48	G'rnsey	R	7	45	Montrl.	F	7	45	S'tiago	S	28	82
Blackpl.	F	10	50	Helsinki	S	9	48	Moscow	C	9	48	Stckhm.	F	7	45
Bombay	S	30	86	H. Kong	C	19	66	Munich	S	13	55	Strasbg.	F	11	52
Bordx.	C	10	50	Innsbrk.	F	13	55	Nairobi	F	30	86	Sydney	S	24	75
Boulgn.	C	11	52	Invrnss.	R	5	41	Naples	C	16	61	Tangier	C	10	50
Bristol	C	10	50	I.o.Man	C	8	46	Nassau		—	—	Tel Aviv	F	17	63
Brussels	C	9	48	Istanbul	F	12	54	Newcstl.	C	5	41	Tenerife	F	20	68
Budpst	C	8	46	Jersey	C	8	46	N Delhi	C	28	82	Tokyo	S	11	52
Cairo	S	22	72	Jo'burg	S	28	82	N York	S	13	55	T'r'nto	C	3	37
Cardiff	C	9	48	L. Plms.	C	20	68	Nice	C	14	57	Tunis	S	24	75
Cape T.	S	26	79	Lisbon	F	11	52	Nicosia	S	17	63	Valencia	C	14	57
Chicg.	Sn	3	37	Locarno	R	6	43	Oporto	T	8	46	Venice	C	10	50
Cologne	C	13	55	London	C	9	48	Oslo	C	7	45	Vienna	C	10	50
Cpnhgn.	C	6	43	L. Anjt	C	13	55	Paris	F	13	55	Warsaw	C	5	41
Corfu	S	16	61	Luxmbg.	R	8	46	Peking	S	19	66	Zurich	C	11	52

C—Cloudy. Dr—Drizzle. F—Fair. Fg—Fog. H—Hail. R—Rain. S—Sunny. Sl—Sleet. Sn—Snow. T—Thunder.
† Noon GMT temperatures.

Strikes at UK Customs depots to start at midnight

BY DAVID BRINDLE AND IAN HAMILTON FAZEY

STRIKES BY Britain's Customs and Excise officials will begin at midnight tonight at selected inland clearance depots. The aim is to halt freight exports through congestion at ports and airports.

Unions representing almost 250,000 civil servants believe that strategic disruption of Britain's export effort will prove a decisive factor in their campaign of industrial action over pay offers said by the Treasury to be worth an overall 4.6 per cent.

The Treasury made clear yesterday that there would be no last-minute improvement of the offers to the three unions concerned — the Civil and Public Services Association, the Society of Civil and Public Servants and the Northern Ireland Public Service Alliance.

The Treasury, after meeting union leaders, said in a statement: "These are very reasonable offers. A minority of civil servants have voted for strike action. Such action would help nobody."

The tactic of strikes at many of about 20 inland Customs depots was disclosed yesterday by Mr Terry Ainsworth, CPSA acting deputy general secretary.

He also outlined details of strikes which he said would close 64 main Social Security and Employment Department offices all next week in the north west and Wales.

It was later confirmed that the unions believe they will quickly cause extensive disruption at ports and airports by the combination of the strikes at inland depots and a national work-to-rule and overtime ban by all Customs officials.

The unions say export points such as Dover, which like London Heathrow Airport handles 25 per cent of all outgoing and incoming freight, will seize up under the extra workload.

Customs and Excise says it will ensure there is a clearance service at all ports and airports, if necessary by using managers to process documentation.

The strikes from Monday at Social Security and Employment Department offices, including Jobcentres, will be targeted in Manchester, Merseyside, Cardiff and Swansea. However, next Thursday and Friday all CPSA and SCPS members in the north-west and Wales will be expected to strike.

This action will affect each region of the UK in turn in coming weeks but the unions have set aside £500,000 of their £3.5m joint strike fund for the Customs strikes to continue throughout the next six weeks.

Details, Page 4

FREE GUIDE TO GILTS

WHY THE SMART MONEY IS GOING INTO GILTS

The budget has created the most exciting climate for gilts in years. The Chancellor has set the scene for further substantial falls in interest rates. Bad news for building society investors, but excellent news for investors in gilts.

When interest rates fall, there are significant profits to be made in gilts. For example, a 2% drop in interest rates could mean a 20% rise in long-dated gilt values.

Gilts still offer a return of about 9% a year – about 5% higher than the current inflation rate and 5½% higher than the yield on shares. It's time to buy – the clever investor is already doing so.

The Ætna Gilt-Edged Bond is the top performing pure UK fixed interest fund, since launch, up 27%.*

- No initial charge. 5% saving over most gilt funds.
- No Capital Gains Tax.
- Up to 10% a year NET withdrawals, monthly on investments of £2500 or more (equivalent to 13.7% for a basic rate tax payer).

Voted first for value for money and investment performance in 1986 by the Financial Weekly/Martin Paterson award panel. The Ætna Gilt-Edged Bond has already attracted over £50 million from 10,000 investors.

ACT NOW – before yields fall further

Ætna is the UK arm of the world's largest publicly quoted insurance group with assets equivalent to $41 billion.
Ætna Life Insurance Company Ltd., 401 St. John Street, London EC1V 4QE. Reg. No. 1766220.

*Source: MicrOpal (1/3/86-23/3/87).

Phone our Customer Care Centre. Dial 100 and ask the operator for FREEFONE Ætna. The Centre is open from 8am to 8pm each weekday.

Ætna

OR Please complete and send the coupon in an envelope addressed to: Ætna Life Insurance Company Ltd. FREEPOST, London EC1B 1NA.
Please send my FREE Guide to Gilts and details of the Ætna GILT-EDGED BOND to:

Name (Mr, Mrs, Miss) _____
Address _____
Postcode _____ Date of Birth _____
Usual Professional adviser (if any) _____
P.S. If you are self-employed or have no company pension, please tick the box so we can also send you details of Ætna's Gilt-Edged Pension Bond. ☐

ASU

the Gilt-Edged BOND

Registered at the Post Office. Printed by St. Clement's Press for and published by the Financial Times Ltd., Bracken House, Cannon Street, London EC4P 4BY. © The Financial Times Ltd., 1987. "Reproduction of the contents of this newspaper in any manner is not permitted without prior consent of the publisher."

هكذا من الأصل

WEEKEND FT

Saturday April 4 1987

• MARKETS • FINANCE & THE FAMILY • PROPERTY • TRAVEL • MOTORING • DIVERSIONS • HOW TO SPEND IT • BOOKS • ARTS • TV •

Richard Rolfe on the latest plans to produce electricity from the sea

Taming the tide

INTO THE teeth of the south-westerly gale, my companion shouted to me: "Why do they want a barrage? A few big windmills are enough."

We were on Brean Down, the rib of the Mendip Hills which runs out into the Bristol Channel immediately south of Weston super Mare. Ten miles away, the Welsh coast was just visible, while below us the Severn tide surged up the estuary. After Newfoundland's Bay of Fundy, the Severn has the biggest tidal range in the world, about 35 ft at this point.

By the turn of the century, however, the scene will have been transformed if the members of the Severn Tidal Power Group — Sir Robert McAlpine, Balfour Beatty, GEC, Northern Engineering, Taylor Woodrow and Wimpey—have their way. The STPG proposes to build a barrage from Brean Down to Lavernock Point in Wales at a cost, in January 1984 money, of £5·5bn.

A barrage is a sea wall across a river, bay or estuary. The 10-mile Severn barrage, sited where the water is up to 100 ft deep, would be constructed from giant hydraulic structures, or caissons, each 215 ft by 240 ft or, in the words of one STPG executive, "each as big as the Army & Navy Stores."

Some of these are sluice caissons, allowing the tide to flow upstream when their gates are open. On the ebb tide, the sluices are closed and power is produced by 192 turbine generators mounted in the other caissons. The planned installed capacity of 7,200 MW would be enough to produce 6-7 per cent of the UK's present electricity demand.

But the Severn scheme, together with a smaller barrage planned for the Mersey, might be only the beginning. The Department of Energy is sponsoring a £5.5m programme to investigate tidal energy resources which includes evaluation of up to 120 possible small barrage sites around the coastline, mainly on the west coast where the tidal range is greatest. Peter Walker, the Secretary of State for Energy, regards tidal power as "one of our most promising renewable energy resources."

Such sentiments disturb some conservationists greatly. The Royal Society for the Protection of Birds believes that barrage plans and the threat they pose to estuaries represent "a conservation tragedy of truly international proportions." The society's director general, Ian Prestt, describes it as "the most important long-term issue facing British conservationists."

To the developer, an estuary is a wasteland of grey-brown mud: the sooner it is put to economic use, the better for everyone. Much of modern Holland, and even East Anglia, has been reclaimed on this basis. But to the bird-watcher or natural scientist, an estuary is a treasure trove of bird and marine life.

The unique importance of British estuaries lies in their role as wintering grounds for the numerous species of wildfowl and waders which breed in the high Arctic during the summer. For these birds, winter refuges are relatively limited: most of the Baltic is frozen, the Mediterranean has few estuarine habitats and the Atlantic coasts of France and Spain are inhospitable. Some birds migrate to North Africa, but wildfowl and wader counts carried out over the past 17 winters by the British Trust for Ornithology (BTO) indicate that up to half the populations of some species winter in the UK.

Estuaries are not unsightly mudflats in need of economic development, says the RSPB, but "a vital link in a chain which spans half the globe." In fact some estuaries are subject to international obligations undertaken by the British Government which, according to Art Lance, RSPB's director of conservation, "the Department of the Environment has stated publicly that it will honour."

An EEC directive of April 1979 on the conservation of wild birds commits the British Government to preserving wetlands of international importance. The directive required member states to implement national legislation within two years, one result of which was the Wildlife and Countryside Act of 1981. This act in turn required the Nature Conservancy to identify and notify sites of special scientific interest" (SSSIs) and gave these sites substantial statutory protection.

Most of the Severn estuary is a series of overlapping SSSIs, as is the non-industrial portion of Merseyside. Part of the Severn — the Bridgwater bay complex—is also internationally protected under the Ramsar Convention, a treaty which the British Government signed in 1976, named after the town in Iran where the convention was adopted.

The protection of birds of considerable importance to the RSPB's 400,000 members and many others is not the only conservation issue raised by barrage schemes. The use of tidal energy creates unusual dilemmas for conservationists. On the one hand, there is the loss of intertidal habitats, with possible prejudice to a variety of birds; on the other, harnessing the tides could reduce reliance on coal-fired and nuclear power, with the attendant acid rain, waste disposal and safety problems.

Ornithologists are not agreed that barrages are automatically bad news for birds. Professor Geoffrey Matthews, research director of the Wildfowl Trust at Slimbridge, says he is "neutral" on the impact of the Severn scheme, mainly because of lack of evidence. He is more worried about the Mersey, where up to half the winter count of pintail, an elegant surface-feeding duck, is found. Most of the rest of Britain's pintails winter on the Dee, and there is doubt over where the Mersey flocks could go if displaced.



Line on Line

Barrage promoters claim that estuary habitats could even be improved by a reduced tidal range. Sir Robert McAlpine's Dr Tom Shaw, an evangelist for the Severn scheme since the late 1960s, feels that the carrying capacity of the estuary would be increased. At the spring tides, up to 30m tonnes of fine particles are suspended in the river.

Shaw claims the scouring effect of the twice-daily tide has created "an ecological desert" in the Severn and says: "It is ecological nonsense for the RSPB to jump up and down." But the estuary is an important refuge for dunlin, a small wader which feeds almost continuously (because of its slight body size) in the intertidal zone. The BTO counts indicate that the Severn holds up to 10 per cent of the western European winter population. A lower tidal range above the barrage would seriously reduce the dunlin's feeding grounds, even if the quality of what remained were improved, as Shaw believes.

The Severn Barrage Committee, under Sir Herman Bondi, reported in 1981 that the barrage offered the possibility of attracting new birds to the area, particularly reed-dwelling species. But the RSPB is dubious about this idea too. "On the whole, those which respond to some artificial compensation are those which are already abundant," says Lance. Nor does he think it likely that the estuary will develop a higher carrying capacity since land reclamation in Holland has not led to new sites for waders.

In the intertidal zone, waders feed on prey such as ragworm and lugworm, as well as smaller marine invertebrates. Shaw contrasts the wader populations of the Severn with much larger densities in areas like Chichester and Langstone harbours—a consequence, he suggests, of more stable conditions, such as would be found upstream of the Severn barrage. "I'm going to form a society for the improvement of marine invertebrates' environment in the Severn," Shaw says, tongue in cheek.

Prestt and Lance may not see the joke. The RSPB's charter, the desires of society members, the steady loss of habitats and decline of numerous species, make it imperative for them to oppose barrage or estuary reclamation schemes—with all means at their disposal. "The loss of 10 per cent of the dunlin population simply isn't acceptable," Lance says. "Those birds can never be replaced—and we lose any moral authority we might exercise over other countries' conservation policies."

On the Severn, the issue might be seen to boil down to whether the threat to the dunlin outweighs the need for a benign, renewable energy source. On Merseyside, the conflict is starker. Human deprivation here is visible and well-documented. "The figures show the desperation," says Desmond Pitcher, chief executive of the Littlewoods mail order, chain stores and pools group, who is also chairman of the Mersey Barrage Company.

Pitcher believes that the Mersey barrage would create a focus for regeneration along Merseyside, where 24 per cent of the economically active population are unemployed and nearly half the school children receive free meals. The £450m scheme is simpler than the STPG's, and little over a mile in length. The Mersey barrage would be financed within the private sector, but possibly with substantial EEC aid. The scheme would have an installed capacity of up to 621MW, taking advantage, like the Severn, of the river's large tidal range. Construction would be by means of progressively extending a sand island, probably across the estuary mouth, using two large sunken oil tankers as cofferdams, and refloating them once the structure had reached the required strength. Because of the differences in construction technique, the Mersey's lessons for the STPG may be limited, but it could have a bearing on other estuary barrages if they are given a go-ahead.

Pitcher says the main question he has been asked about the barrage's environmental effect is, what will happen to the fish? He has been able to be reassuring. Studies on the Severn, an important migration route for salmon and eel, as well as at Rance in Brittany, the only operating barrage in the world, indicate that fish pass through the barrage turbines without difficulty. While the term turbine suggests blades revolving at high speed, those in tidal barrages turn only at the flow speed of the water, or a maximum of about 35 mph. The Severn's turbines would turn at just under one revolution per second. A fish passing through the system would rotate through about 130 degrees before coming out on the far side.

Local naturalists, however, say the river is so polluted that it is technically dead, and it is unlikely fish would want to pass from the sea into the dammed area upstream of the barrage. But by 1995, the first stage of a massive programme to improve the basin's water quality will have been completed, and there are hopes that fish will return, as they have to the Thames.

However important the estuary is to pintail, the human background to the Mersey barrage scheme means that the RSPB will get short shrift from its promoter. "I always say" says Pitcher, "it must be a rare bird if it has survived on the Mersey." But if the issue is cast in "birds versus people" terms, powerful voices will be saying that people must take priority—as Catholic Archbishop Derek Worlock already has, on BBC2's *Split Screen* programme discussing the barrage.

Rendel-Parkman, consultants to the barrage company, are taking conservative concerns very seriously. Handley insists they are "not a fringe issue."

The RSPB resents being categorised as the bird lobby in a birds versus people issue. In cases such as the Mersey and Severn barrages, says Lance, the society tests the economic evidence and presents conservation evidence: "What we often complain about when we lose is not that we lost, but that the case was decided on the wrong premises." The RSPB does not get into arguments over whether birds are more important than people, he adds.

According to the Department of Energy, barrage schemes "will stand or fall on their energy economics." The STPG calculates that at 3.1p/kwh, tidal power costs are in line with nuclear power and less than the CEGB estimate of 4.29p/kwh for coal-fired plant. When the Bondi committee reviewed the Severn proposals, it assumed that a major programme of nuclear power station starts was improbable—a view perhaps undermined by the decision to proceed with Sizewell B—but argued that nuclear power was economically preferable to tidal power "if the option is available."

Bondi also wrote that "all other economic considerations, such as road crossing and potential recreational benefits, are either relatively unimportant or too speculative to affect the decision." But in the meantime, the STPG has become more assertive over the non-energy benefits of the barrage, as has the Mersey group. Most obvious is the effect on employment. The Severn scheme would create 44,000 jobs directly during construction, with another 22,000 indirect jobs. Mersey would generate 5,000 jobs during construction.

In the new round of consultations and research into the impact of barrages, announced recently by Energy Minister David Hunt, an extensive programme of environmental studies has been set in motion for 1987-88. When they end, a full environmental impact assessment should be possible.

"It will be six years before anyone can put a finger on the button to start the project," says Shaw, which means that there is still the opportunity, given a seven-year construction period, to shoot for initial power generation by the year 2000. On the Mersey, Pitcher hopes to authorise construction by 1989 "if there are no obstacles." But naturalists charge that too little time and funding have been allowed for ecological studies. Bondi, notes Matthews, who also sat on the committee, called for a £20m programme over four years: "We're getting £1m over 18 months, six of which have already gone."

The passions aroused, and the importance of the issues involved, make it certain that the final decision on the Severn and Mersey schemes will be taken not a million miles from the cabinet room in 10 Downing Street. If barrages get the thumbs down, the government of the day will be accused of ignoring the potential for benign energy, job creation, regional development and work for the construction industry. On the other hand if it gives the go-ahead, it will be charged with destroying a vital link in the world's chain of wetlands, decimating bird species, ratting on international obligations, and trampling all over its own conservation policy. Pressure for a compromise solution will be intense; but it is hard to see, at the moment, what it might be.

The Long View

Pride comes before a fall

The City scorns talk of anything that might interfere with its "right" to make lots of money. Anthony Harris argues that this bull market machismo should be treated with contempt

STEPHEN LEWIS is a monetary economist who is very highly regarded in the City. He is not, however, a man who would spring to mind if you were trying to fill the role of Tarzan. Much the same could be said of Gavyn Davies. Both of them however, leapt into the trees and started drumming on their chests on Wednesday, when it was temporarily believed that Nigel Lawson, the Chancellor of the Exchequer, had at last committed himself to a definite target for the exchange rate.

Hostage to fortune, they said (in the City equivalent of a jungle howl). Open invitation to speculators to have a go.

Now I am perfectly aware that these gentlemen feel that they have to say something when journalists ring them up: every City analyst is required to double as a public relations officer. All the same, I am sorry that they chose to propagate this fashionable nonsense.

Perhaps it is because sitting behind a screen all day is not a very manly activity, and even grabbing three telephones for the benefit of a passing TV cameraman offers only a very short boost for one's self-esteem. Whatever the cause, the effect is to discuss market trades in completely misleading warlike terms.

The fact is that dealers do not spend their time "testing the resolution" of central bankers or Chancellors, like aspirant gunmen in a Western. They simply try to forecast markets—like any other investor, only quicker. If they think there is about to be an EMS revaluation, for example, they hasten to buy cheap D-marks while stocks last, as any sensible person would.

It is true that if some foolish German minister has tried to deny the obvious (as they sometimes do) then what follows looks like an attempt by dealers to enforce their will on a sovereign Government. In fact, though, they are not engaged in financial arm wrestling, but simply placing bets, at very favourable odds.

If there is any real machismo involved, it is to be found among central bankers. More than 20 years ago the Bank of England scored a notable coup in the Paris money market, which had been putting some rather heavy, and premature, money on a sterling devaluation.

The Bank exploited French habits. It let things run all morning, and then bought up every pound on offer while all the senior traders were enjoying a Parisian lunch.

The Bank made a lot of money at the expense of the French houses in the resultant bear squeeze, and it was some time before any French dealer went seriously short of sterling again. This was such an unusual event, though, that some of the officials involved were still inclined to bask in the sheer glory of it a full 10 years later.

The rules were different in those days, of course; central banks were solemnly bound to support their exchange rates within very narrow limits, and movements outside those limits were quite rare events.

The speculative "raids" in between times virtually never showed a profit; but they did offer a fairly cheap insurance against heavy losses at suggestive times—long weekends, or meetings of finance ministers.

It is in the very different world of today, where rates are volatile and official stabilisation efforts are fitful and ambiguous, that all the chest-thumping goes on. This kind of account of foreign exchange dealing really isn't plausible.

When the markets mark the dollar down despite the Paris agreement, they are not really engaged in a challenge, but in what bridge-players call a discovery play. They want to know what exchange rate the authorities are actually prepared to back.

Once this is discovered, some investors will take the opportunity to sell their holdings to their central banks, because opportunities to switch really large sums from one currency to another without moving the price against onself are rare. Others will happily buy the dollar securities they were planning to buy all along, because intervention reassures them that the downside exchange rate risk is to some extent limited.

When official policies change, as they have in recent weeks, when the Americans decided to test Japanese nerves by letting the dollar sink below what Tokyo had hoped was the agreed floor, the discovery play has to be made again; and then things calm down once more.

Why am I labouring to establish this relatively prosaic account of what really happens? Partly because I hope it helps ordinary investors to understand the news; but also because, especially at the end of a long bull market, there is a danger that City operatives become intoxicated with their own propaganda.

For instance, I recently heard some very senior financial executives and analysts arguing that it is actually unthinkable that the present wave of deregulation will ever be reversed. Their own ingenuity, they pointed out, would quickly invent a route round any annoying obstruction which sovereign governments might want to erect.

This is not only demonstrably untrue now, as witness the highly effective controls imposed by many countries at this moment (try investing in Taiwan, for example, or getting capital out of the Irish Republic). It is also liable to become generally untrue when we suffer the next big shock to financial confidence. That is when these macho men go rushing to their central banks begging for any seal of approval which will sustain the confidence of their customers.

Remember London after the secondary bank crisis, or the "flight into quality" in 1982, or the Conti failure, and ask yourself if you trust the judgement of people who talk like this.

Remember that for every report you read of challenging the authorities, you will read another of dealers "frightened of intervention." Tough, huh?

• CONTENTS •

Arts: Moviegoing in the US	XXIII
Collecting: Comeback for Old Masters	XI
Diversions: Spectacles in focus	X
Finance: Great Investment Race	III
Property: Uncle Sam eyes London	XII
Travel: World's best hotels	XXI

Arts	XXIII	Diversions	IX, X	Property	XII, XIV
Books	XXII	Finance & Family	III/VIII	Sport	XXIV
Bridge	VIII	Food	X	Stock Markets:	
Chess	VII	Gardening	IX	London	II
Crossword	XXIV	How To Spend It	X	New York	II
		Motoring	XXI	Travel	XXI

Whoever wins the National, the drinks will probably be on us.

Mumm Champagne, Chivas Regal, Captain Morgan Rum, The Glenlivet, Sandeman ports and sherries and White Satin Gin. All from Seagram, the sponsors of today's Grand National.

Seagram. The spirit behind the National.

Mood turns jittery

IT FINALLY happened. The extraordinary rollercoaster which has sent the London market soaring ever upwards since the start of the year at last took a severe plunge this week as a mood of boundless optimism turned decidedly jittery.

But London was in large measure following the lead set by New York and Tokyo as all three markets reacted to the mounting trade tension between Japan and its Western partners. With the dollar dropping to a new post-war low against the yen, there was growing concern about the impact of all this on the West's delicate currency stabilising agreement.

The event which really set the markets plunging was the US decision to take its first unilateral trade retaliation since the Second World War, and sharply increase the import price of numerous Japanese electronic products. After absorbing the implications of this over the weekend, the securities markets in New York, Tokyo, and London all fell sharply on Monday, with the UK recording its largest daily fall in index points terms. The FT-SE 100 share index shed 46.1, to close at 2,002.5.

And for the rest of the week it was largely more of the same, with specific Anglo-Japanese trade anxieties added to the pot as British ministers threatened to refuse licences for Japanese banks, and conflicting signals emerged from Tokyo as to the probability of Cable & Wireless getting a foothold there in the supposedly deregulated telecommunications market.

The downward trend was reinforced by another transatlantic factor: Tuesday's increase in US prime lending rates. This was the first upward movement there since mid-1984, it underlined the diminishing confidence in Britain that interest rates here are likely to see another quick post-budget drop.

As a result, the yield on gilts, which had dropped well below 9 per cent in the immediate aftermath of the budget, continued to creep up. By Thursday

London

night the FT-A high coupon longs index was showing 9.2.

Further uncertainty was created by remarks from Mr Nigel Lawson, the Chancellor, at a Neddy meeting. He left the markets in some confusion about exchange rate policy; while a bout of fiscal year-end selling by small investors, wishing to crystallise capital gains tax allowances, served to underline the bearish sentiment.

All of this gave plenty of opportunity for a chorus of "I told you so's" from the multitude of analysts who had been saying for weeks that the market was overheated, had only good news factored into its equations, and was vulnerable to a major correction in the event of unexpected shocks.

But the gloom can easily be exaggerated. The correction of the past week may have been dramatic, but seen against the bull run since the start of the year, it is rather less so. The FT-SE 100 rose from 1,679 at the start of January to a peak of 2,056.2 on March 24, while last night it closed at 1965.1.

It could have some way yet to fall, with the continuing trade and domestic political uncertainty. Yet the general concensus among brokers' analysts seems to be that the market is fairly underpinned not far below its current level. While it may have difficulty making progress in the short-term, the outlook for economic and dividend growth, against a background of continued low inflation and good institutional liquidity, gives some upside potential — provided, that is, there are no more violent shocks.

Certainly, one of the busiest weeks in the reporting season produced a further crop of good company results — notably from composite insurer Sun Alliance, Bunzl and Reckitt and Colman.

But there were also some shocks; none more so than that delivered by Kleinwort Benson Lonsdale, the merchant banking group, which came in with full-year pre-tax profits of £78.8m. That was 31 per cent up on 1985, but after very strong interim figures the market had been expecting far more—estimates had ranged widely, from about £95m to £115m.

But it transpired that in the second half, profits were dragged down by the costs of preparing for Big Bang, heavy losses on gilts trading, a series of bad loans and a loss-making foray into ship-breaking. Just what all this portends for 1987 is far from clear—particularly given the practice of merchant banks to cloak their accounts with mystery. But with the impact of Big Bang still very uncertain, the height of the takeover boom probably past, and this week's presentational hiccough, the market was not in the mood for taking much on trust and the shares fell heavily.

It was also a heavy week for takeover activity, but largely in the form of agreed bids. Woolworth Holdings launched a £233m offer for Superdrug, the discount drug store chain, with the blessing of that company's board. The deal came only a week or two after Woolworth had abandoned takeover talks with Underwoods, the London-based chemists' chain when the two sides could not agree on price.

The Superdrug bid seems much better — the company, which pioneered the drug store concept, has a national presence which will allow Woolworth, in its dynamic new image as a specialist retailer, to try to take on Boots, the market leader. Superdrug is on a multiple in the mid-30s, which is not exactly cheap, but drug stores is an extraordinarily fashionable sector and Underwoods is on an even higher rating. So while there may be some initial dilution, the deal seems to make a good deal of senes for Woolworth.

Meanwhile, Ranks Hovis McDougall raised its hostile offer for fellow food manufacturer Avana to value the Cardiff-based company at around £280m. Through buying in the market it also raised its stake in the company to more than 30 cent, and it now looks fairly well placed for victory.

That said, Avana keeps muttering about a number of potential white knights hovering in the background—British, French and American suitors have been suggested—and one of these could yet materialise. With the Rank offer underpinned by an 800p a share cash alternative, small investors should probably hold on to their shares for the present and pray for someone to come galloping over the hill to the rescue.

Martin Dickson

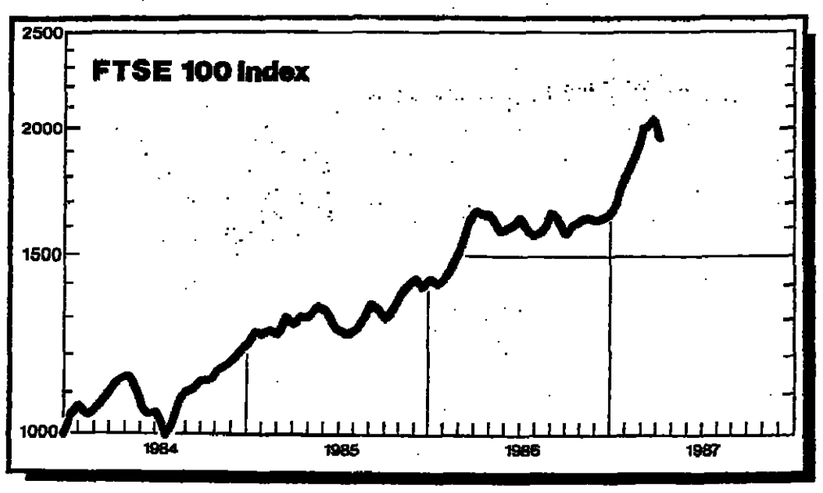

Tighten seat belts

THE "TIGHTEN seat belt" sign is flashing on Wall Street. Having just notched up the second-best quarterly performance since the Second World War, the US stock market has run into a spot of turbulence this week which delayed its takeoff into the uncharted territory of the second quarter.

Indeed, the events of the last seven days have even aroused fears that the market's recent record-breaking mission may have to be aborted until conditions improve.

The news that President Reagan was imposing trade sanctions on the Japanese, in a bid to stop them "dumping" computer chips, has raised the spectre of a trade war between the world's two most powerful trading nations.

As a result the financial markets started the week in a decidely nervous mood. They have taken quite a battering. On Monday the Dow Jones Industrial average posted its third worst daily decline, dropping 57.39 points, and the US bond market was abruptly shaken out of its long slumber by the behaviour of the dollar, which has looked decidedly shaky all week despite efforts by the world's central banks to prop it up.

Tuesday's news was equally gloomy, with Citibank leading the way with the first prime rate increase in almost three years.

The next day, several of its major rivals underlined the serious problems facing one of their biggest customers by putting their Brazilian loans on a "cash basis" which will hurt their first quarter earnings. Finally, Mellon Bank, one of the most famous names in US banking, shocked the financial markets on Thursday by announcing that it was halving its dividend and reporting its first quarterly loss in its distinguished 118 year history.

By Thursday evening the price of the US Government's long bond had fallen by about

Wall Street

4.5 points, and long bond yields had risen by 40 basis points to 7.94 per cent.

Meanwhile, the dollar was testing fresh lows against the Japanese yen yesterday morning, followed the release of weaker-than-expected US employment data.

Given the bloodletting in the fixed interest market and the stream of gloomy news, the intrepid Wall Street aviators have remained in surprisingly good spirits. They have been quietly checking their instruments all week, confident that they would soon be given a chance for another crack at the 2500 level on the Dow Jones Industrial average.

The fact that the Standard & Poor's 500 index rose by more than 20 per cent in the first quarter of 1987, compared with a 14.6 per cent rise over the whole of 1986, has not dulled their courage. Shearson Lehman Brothers (which has a vested interest in the stock market going up because its parent, American Express, is trying to sell an 18 per cent stake to the public) was telling its clients this week that "the environment remains bullish."

"The trend is up. Corrections, while inevitable, should remain short-lived and relatively moderate in relation to the gains achieved," says Shearson.

The bulls on Wall Street remain convinced that this week's market turmoil was no more than another brief pause on the stock market's upward flight.

Among the blue chip stocks, the main interest has centred on IBM, which this week unveiled its new line of personal computers designed to hit back at the cheap Asian imports which have halted its earnings growth over the past two years.

If IBM's earnings are to begin moving ahead strongly, this week's initiative will have to succeed. Unfortunately the initial reaction of the stock market was muted: IBM shares dropped below 150, while the shares of several of its competitors, such as Apple, Digital Equipment and Compaq, jumped sharply.

In the takeover arena, activity has begun to pick up again. BP started its $70 a share cash tender offer for the minority of Standard Oil, but the shares are continuing to trade at a premium, indicating that BP may have to increase its offer.

Meanwhile, Mr Rupert Murdoch, the newspaper and broadcasting magnate, added Harper and Row, the US publisher, to his international business empire by topping the competition with a $65 a share bid. As with many of his other ventures, Mr Murdoch appears to have paid top dollars for his latest acquisition.

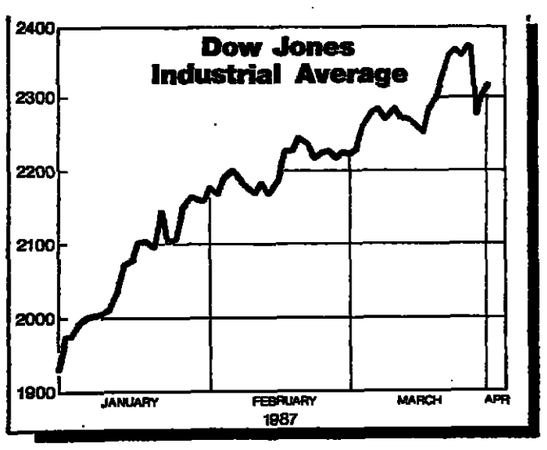

MONDAY	2,278.41	−57.39
TUESDAY	2,304.69	+26.28
WEDNESDAY	2,316.05	+11.36
THURSDAY	2,320.45	+ 4.40

William Hall

HIGHLIGHTS OF THE WEEK

	Price y'day	Change on week	1986-87 high	1986-87 low	
FT Ordinary Index	1546.4	−74.2	1625.2	1094.3	Fears of trade war with Japan
AB Electronic	373	−60	437	186	Comment on preliminary figures
Asset Trust	85	−20	106	67	Talks with third party discontinued
Authority Invs.	420	+50	469	65½	Acquisition and proposed fund-raising
Avana	805	+49	807	458	Increased bid from RHM
Beazer (C. H.)	222	−44	271	152	Profit-taking after results
Central Norseman Gold	£10¾	+ 3½	£11	400	Proposed bonus issue
Chloride	77	+10½	77½	37	Reorganisation proposals
Gold Mines Kalgoorlie	324	+86½	324	63	Four-for-one share split
Horizon Travel	194	+21	194	92	Recommended offer from Bass
Kleinwort Benson	515	−80	642	376½	Disappointing annual results
Markheath Secs.	121	+56	121	44	Adsteam acquires near-50% stake
Media Technology	155	+42	220	86	Bid approach from Lee International
Metana Minerals	603	+70	623	87	Trebled interim profits
Reed Executive	573	+57	573	268	Profits forecast
Sons of Gwalia	600	+107	600	143	Buoyant Australian golds
Superdrug	653	+173	665	412	Agreed bid from Woolworth
United Leasing	260	+17	282	126	Cash bid from Inspectorate Intl.
Walker (Alfred)	228	+43†	243	90	Property companies acquired

† Change based on price at suspension.

Steak loses its taste

FEW THINGS are less palatable than a tough steak, and a rash of resignations this week indicated that two directors and the stockbroker of Aberdeen Steak Houses have lost their appetites.

The problems stem from a High Court ruling last July that Aberdeen had underpaid six members of staff in contravention of the Wages Council Act. Last month, Aberdeen lost its appeal against the decision and now faces the possibility of legal action from more than 100 former workers who are claiming underpayment.

Two of Aberdeen's directors, Stephen Cockburn and William Spouse, resigned and said they had been assured the claims were without foundation. "We now feel it is not appropriate to remain as directors," Cockburn added.

Fiske and Co, which has been broker to the company since it came to the market in 1985, resigned on the same day, saying merely that the court case "would have had a bearing" on the decision.

Aberdeen has been surrounded by controversy since its float. Adverse publicity then focused on the fact that the company's chairman, Alih Salih, previously owned London Eating Houses which went into liquidation in 1975 with debts of £750,000. In addition, a row led to the departure of Aberdeen's company secretary and chief accountant, Aziz Suleman, just before the issue.

Although the group made no profits forecast in the prospectus, its first full results after listing revealed a disappointing drop in profits to £813,000. In the following year, the Libyan and Chernobyl factors kept tourists away and the company slipped into the red in the first six months of 1986, reporting pre-tax losses of

Junior Markets

£229,000. Figures for the full year are still awaited.

Aberdeen has never been exactly fulsome in its contacts with the press; Cockburn usually acted as its spokesman and the remaining directors were unable to comment on the group's future plans yesterday. Aberdeen's solicitors said that, in fact, the company had written in January asking Fiske to resign, "because relations were incompatible."

All stock market companies are required to have a broker, although there is no time limit for replacing a firm that resigns. But decisive action might well come from an outside party: the share price is now at a high for the year and, with the bulk of its properties concentrated in the West End, it could be that a bidder is eyeing the group's break-up potential.

Another USM group with disappointing news this week was Scanro Holdings, the surfboard and leisurewear group which joined the market in August 1984. Despite a 54 per cent increase in sales, the group's pre-tax profits slumped from £550,000 to £276,000 in 1986.

Scanro pointed the finger at poor weather conditions in Europe in the first half and the dumping in the US of stocks of European surfboards. As yet, there has been no sign of a significant benefit from Trimdon Clothing, the leisurewear manufacturer which Scanro acquired last July.

Last year, in the wake of the poor response to the Mrs Fields' flotation, the prospects for US companies joining the London stock market looked dim. In November, TM Duche Nut Company withdrew its plans for a main market listing; the following month, SPM, a stationery manufacturer, abandoned its offer for sale.

Orchid Technology, a Californian software house, pulled its USM flotation in January only minutes before a press conference scheduled to announce the launch. At the time, broker Phillips & Drew described the reason as "technical difficulties"; but a more pressing factor was, in fact, a lack of institutional enthusiasm for the issue.

Now, after a more intensive marketing campaign, Orchid is returning to the market with a placing that values the group at nearly £27m. The hiatus has allowed Orchid to change its profits estimate to a definite forecast, with pre-tax profits set to rise sharply to $6.5m this year from 1.7m in the previous period. The more precise news has ensured a better reception for Orchid this time.

The group has a truly international flavour, with a South Vietnamese chairman and an Iranian finance director. Although overseas sales constitute around 20 per cent of turnover, lower issue costs and less onerous reporting requirements appear to be the main reasons for joining the USM.

Orchid manufactures add-on boards which are slotted-in to IBM and IBM-compatible computers to improve performance factors like speed and memory. The bulk of the funds being raised—around £4.5m—will be used to finance expansion and, at the placing price of 106p, the shares are on a prospective p/e of 11.9.

The much-maligned Third Market is set to complete its first vendor placing next week. Catalyst Communications, a public relations and marketing group, is buying a contract sales promotion group called Peter Miles for £900,000.

The acquisition is being funded by the issue of around 24 per cent of the expanded group's equity, with the shares being placed on the vendor's behalf by Brewin Dolphin. In the wake of the publicity about the decline in the market's index and its sluggish liquidity, it is encouraging that institutions were willing to accept Catalyst shares at only a 10 per cent discount.

Philip Coggan

Results Due This Week appears on page 8

INTEREST RATES: WHAT YOU SHOULD GET FOR YOUR MONEY

	Quoted rate %	Compounded return for taxpayers at 27%	45%	60%	Frequency of payment	Tax (see notes)	Amount invested £	Withdrawals (days)
CLEARING BANK*								
Deposit account	4.00	4.07	3.07	2.23	monthly	1	—	0-7
High interest cheque	6.20	6.35	4.78	3.48	quarterly	1	1,000-4,999	0
High interest cheque	6.60	6.76	5.09	3.70	quarterly	1	5,000-9,999	0
High interest cheque	7.00	7.19	5.42	3.94	quarterly	1	10,000 minimum	0
BUILDING SOCIETY†								
Ordinary share	6.00	6.09	4.59	3.34	half yearly	1	1-250,000	0
High interest access	7.75	7.75	5.84	4.25	yearly	1	500 minimum	0
High interest access	8.00	8.00	6.03	4.38	yearly	1	2,000 minimum	0
High interest access	8.50	8.50	6.40	4.66	yearly	1	5,000 minimum	0
High interest access	8.75	8.75	6.59	4.79	yearly	1	10,000 minimum	0
90-day	8.75	8.94	6.74	4.90	half yearly	1	500-9,999	90
90-day	9.00	9.20	6.93	5.04	half yearly	1	10,000-24,999	90
90-day	9.25	9.46	7.13	5.18	half yearly	1	25,000 minimum	90
NATIONAL SAVINGS								
Investment account	11.75	8.58	6.46	4.70	yearly	2	5-100,000	30
Income bonds	12.25	9.53	7.18	5.22	monthly	2	2,000-100,000	90
32nd issue‡	8.75	8.75	8.75	8.75	not applicable	3	25-5,000	8
Yearly plan	8.84	8.84	8.84	8.84	not applicable	3	20-200/month	14
General extension	8.70	8.70	8.70	8.70	quarterly	3	—	8
MONEY MARKET ACCOUNTS								
Money Market Trust	7.36	7.49	5.65	4.11	half yearly	1	2,500 minimum	0
Schroder Wagg	6.63	6.83	5.15	3.74	monthly	1	2,500 minimum	0
Provincial Trust	7.85	8.14	6.13	4.46	monthly	1	1,000 minimum	0
BRITISH GOVERNMENT STOCKS§								
7.75pc Treasury 1985-88	9.16	7.04	5.63	4.46	half yearly	4	—	0
10pc Treasury 1990	9.17	6.51	4.74	3.26	half yearly	4	—	0
10.25pc Exchequer 1995	9.35	6.67	4.88	3.39	half yearly	4	—	0
3pc Transport 1978-88	7.00	6.16	5.60	5.14	half yearly	4	—	0
2.5pc Exchequer 1990	6.87	6.13	5.64	5.23	half yearly	4	—	0
Index-linked 1990¶	6.56	6.01	5.65	5.34	half yearly	2/4	—	0

* Lloyds Bank. † Halifax. ‡ Held for five years, currently suspended. § Source: Phillips and Drew. ¶ Assumes 4 per cent inflation rate. 1 Paid after deduction of composite rate tax, credited as net of basic rate tax. 2 Paid gross. 3 Tax free. 4 Dividends paid after deduction of basic rate tax.

COMPANY NEWS SUMMARY

TAKE-OVER BIDS AND MERGERS

Company bid for	Value of bid per share**	Market price**	Price before bid	Value of bid £m†**	Bidder
	Prices in pence unless otherwise indicated				
Aug Nordic Bldgs¶	31½*‡	32	23½	2.99	Smidth (F. L.)
Apex	135*§	130	145	14.54	Randsworth Tst
Avana Group	801§	805	480	279.71	RHM
Baker Perkins¶	324½	320	355	129.42	APV Baker
Barrow Hepburn	84‡	81	42	27.91	BTP
Barrow Hepburn	74½§§	81	72	24.76	Yule Catto
Berisfords¶	174½‡§§	178	137	9.56	Ferguson Intl
Brit Car Auction	242§	242	236	189.12	Hawley Group
Browns (C.) Car Parts	316*	311	270	18.96	Woolworth Hldgs
Burns-Anderson¶	115*	146	—	23.64	Dudley
Centrowincial Ests	443	315	278	62.54	Gilbert House
Chambrin Phipps	132	157	130	47.95	Wardle Storeys
Dataserv	191	178	200	62.91	Bell South Corp
Debron Invs	72*§	70	49‡‡	17.05	Interface O'seas
Exco Intl¶	348§§	335	203‡‡	814.81	Brit & Comm
Europa Ferries¶	147½	145	231	341.73	P & O
Feb Intl¶	165	174	108‡‡	2.86	Tarmac
Feb Intl 'A'¶	112	118	78‡‡	5.72	Tarmac
Fothergill Hrvy¶	342	343	178	42.91	Courtaulds
Garner Booth	249	249	243	24.09	Pittard
Grosvenor Group	127§	125	120	7.91	BBA Group
Grosvenor Group	115†§	125	125	7.17	Rollis
Hemera	70*	69	57	8.04	Warner-Lambert
Hillards	300½	313	223	148.33	Tesco
Home Farm	195	190	113‡‡	9.11	Sutherland (E. T.)
Horizon	1.89§	187	164	9.47	Bass
Hurd & Wyndham¶	18*§	18	20	3.28	Intermediate Secs
Imp Cont Gas	700*	722	653	995.00	SHV
Imp Cont Gas	710*§	722	710	1.0bn	Tractebel GBL
Jekens Brne End	445*§	464	428	9.50	Burge Eind A/S
London & Nth	93	83½	86½	103.46	Evered
London Pk Hts	837	813	700	41.98	Mount Charlotte
Mitchell Somers	247½	241	222½	39.90	Eagle Trust
Municipal Props	£34⅝§§	£25	£24	16.76	Merivale Moore
Nationwide Lets	77½*	77½	77	8.30	Inspec E. & E. Grp
Norcros	456	434½	396	586.70	Williams Hldgs
Nottingham Brick	403§§	396	363	43.52	Marley
Pantherella	205	193	158	8.20	Gt Universal Strs
Peerless	208	201	175‡‡	27.06	Newman-Tonks
Sarasota Tech	225	212	107	39.73	Peek Hldgs
Scott Greenham	249	238	195	72.23	BET
Standard Secs	293	280	240	33.79	Local London
Superdrug	654	654	480	232.73	Woolworth Hldgs
Tesby	286½§§	289	217	50.42	Emess Lighting
Thermax¶	182	208	175‡‡	21.18	Heywood Wms
Trade Prom Servs	310§	297	251	18.07	EMAP
Utd Leasing	265*	280	231	38.28	Inspectorate EAE
Wettern Bros	160§	164	173	1.89	RMC

* All cash offer. † Cash alternative. ‡ Partial bid. § For capital not already held. ¶ Unconditional. ** Based on 2.30 pm prices 3/4/87. †† At suspension. §§ Shares and cash. ¶¶ Related to NAV to be determined. ‡‡ Loan stock. ‡‡ Suspended.

PRELIMINARY RESULTS

Company	Year to	Pre-tax profit (£000)		Earnings* per share (p)		Dividends* per share (p)	
Acorn Computer	Dec	1,030	(2,940)L	1.5	(—)	—	(—)
Amstrad	Dec	6,070	(7,240)	11.1	(16.1)	6.5	(6.2)
Amec	Dec	30,500	(25,500)	30.0	(24.9)	12.0	(11.0)
Aquascutum	Dec	3,090	(1,770)	6.8	(4.2)	2.5	(2.5)
Arcoelectric	Dec	245	(283)	2.4	(3.1)	0.7	(0.7)
Arlington	Dec	7,050	(3,100)	9.1	(4.1)	2.2	(—)
Aurora	Dec	11,040	(9,090)	8.5	(6.8)	1.7	(—)
Billam J.	Dec	313	(232)	13.7	(11.1)	3.9	(3.5)
Bipel	Dec	1,260	(974)	4.5	(3.3)	—	(—)
Black A. & C.	Dec	533	(406)	—	(—)	7.2	(6.7)
Blackwood Hodge	Dec	8,800	(7,200)	8.2	(6.6)	1.0	(—)
Blockleys	Dec	2,260	(1,920)	83.6	(75.1)	30.0	(26.0)
Boddington	Jan	14,420	(11,760)	9.9	(7.2)	3.7	(3.2)
Bousted	Dec	380	(3,120)L	0.4	(—)	0.1	(—)
Brake Bros	Dec	5,630	(2,740)	10.0	(4.9)	—	(—)
BSG Intl	Dec	11,820	(6,520)	6.0	(3.7)	1.4	(1.1)
BPCC	Dec	80,300	(25,500)	25.2	(18.5)	14.0	(12.0)
British Syphon	Dec	2,660	(1,780)	8.0	(9.2)	4.0	(3.6)
Bunzl	Dec	3,390	(1,380)	—	(—)	4.2	(3.3)
Campari Intl	Nov	1,780	(494)L	19.5	(—)	3.0	(1.0)
CCA Galleries	Dec	487	(422)	7.4	(7.1)	2.7	(1.0)
Christies	Dec	18,350	(9,180)	23.7	(14.8)	7.5	(5.5)
Coates Bros	Dec	14,270	(11,520)	19.4	(15.8)	5.7	(4.6)
Combined English	Jan	21,800	(12,400)	20.1	(13.1)	9.0	(6.7)
Cookson	Dec	94,500	(56,700)	42.8	(35.1)	8.7	(—)
Debenhs	Dec	2,000	(1,080)	15.7	(11.5)	3.3	(—)
Dewey Warren	Dec	367L	(1,010)	—	(—)	—	(7.5)
Dwek Group	Dec	960	(130)	7.4	(1.7)	3.5	(—)
EBC	Dec	1,320	(1,120)	19.8	(15.9)	7.0	(5.2)
Elys (Wimbledon)	Dec	478	(451)	27.2	(25.8)	10.5	(9.5)
Emess	Dec	4,310	(3,380)	18.6	(14.2)	6.3	(5.5)
Empire Stores	Jan	8,860	(5,790)	14.5	(10.8)	4.7	(3.7)
Ests & General	Dec	1,550	(1,400)	7.0	(6.6)	2.7	(2.5)
Evans Halshaw	Dec	3,560	(2,180)	19.8	(17.4)	4.2	(—)
Executex Clothes	Dec	452	(377)	14.3	(16.5)	1.0	(2.0)
Gaskell Brdleson	Dec	1,320	(1,240)	17.5	(14.0)	6.0	(5.5)
Geest	Jan	8,580	(5,920)	10.8	(7.5)	—	(—)
Goal Pet	Dec	631L	(1,070)	—	(—)	1.0	(1.0)
Grampians	Dec	4,100	(3,280)	15.1	(13.5)	4.5	(4.0)
Guardian Royal	Dec	143,800	(3,500)	63.6	(—)	34.0	(27.8)
Jacks William	Jan	557	(361)	4.2	(2.9)	1.3	(1.1)
Jhnsn & Jrgnsen	Dec	1,310	(1,130)	11.8	(8.8)	4.9	(4.1)
Kleinwort Benson	Dec	78,800	(54,610)	53.0	(—)	—	(—)
Laing John	Dec	38,120	(34,130)	45.0	(35.8)	8.5	(7.0)
Ldn & Edinburgh	Dec	15,100	(5,440)	42.1	(25.3)	8.0	(5.7)
Ldn & Manchester	Dec	9,360	(6,590)	—	(—)	7.2	(5.9)
LASMO	Dec	4,400	(118,000)	—	(—)	7.0	(7.7)
Macallan Glslvt	Dec	1,140	(719)	16.9	(10.7)	3.8	(3.3)
Manders	Dec	5,100	(4,300)	20.6	(17.8)	10.0	(8.1)
Marley	Dec	34,160	(24,600)	8.8	(6.5)	4.1	(3.7)
Martin A.	Dec	1,760	(1,380)	12.4	(11.4)	3.9	(3.6)
Maxiprint	Nov	37L	(841)L	—	(—)	—	(—)
Morrison W.	Jan	112	(71)	14.4	(9.9)	1.6	(1.3)
Mustertin	Dec	520	(473)	7.3	(10.5)	3.0	(—)
MY Holdings	Dec	2,110	(1,690)	4.3	(3.5)	1.2	(1.0)
NMW Computers	Dec	2,260	(1,540)	20.6	(18.1)	7.5	(5.7)
North Mid Const	Dec	225	(—)	—	(—)	—	(—)
Oliver George	Dec	1,460	(1,660)	23.3	(22.4)	10.0	(9.0)
Plasmec	Dec	347	(570)L	8.6	(—)	2.1	(1.0)
Peek Holdings	Dec	51	(597)L	0.2	(—)	—	(—)
Portals	Dec	25,050	(21,540)	25.2	(21.1)	8.5	(7.3)
Quick H. & J.	Dec	1,760	(637)	19.5	(7.1)	4.0	(2.4)
Reckitt & Colman	Dec	145,110	(118,990)	57.8	(48.2)	18.5	(16.0)
Rich Westgarth	Dec	24	(55)	—	(—)	—	(—)
Royal Mail Steam	Dec	2,550	(1,280)	5.7	(29.6)	20.0	(16.0)
Rugby Portland	Dec	35,460	(13,470)	16.1	(13.7)	7.0	(6.4)
Scanro	Dec	276	(550)	7.2	(9.7)	2.5	(4.0)
Scottish Heritable	Dec	6,200	(3,250)	—	(—)	4.0	(3.0)
Senior Eng	Dec	7,620	(4,820)	5.1	(3.6)	2.0	(1.7)
Sherwood	Dec	958	(469)	17.6	(12.1)	3.7	(3.0)
Slough Estates	Dec	49,600	(39,500)	13.8	(11.6)	6.5	(5.5)
Sun Alliance	Dec	180,400	(37,700)	64.2	(14.0)	23.5	(15.5)
Telfos	Dec	1,500	(1,030)	9.0	(7.7)	3.6	(2.8)
Tilbury	Dec	5,280	(1,920)	20.8	(13.7)	6.8	(5.3)
Tioxide	Dec	114,350	(77,390)	—	(—)	—	(—)
Turriff	Dec	1,250	(410)	21.7	(9.1)	8.5	(7.0)
Weir	Dec	15,050	(9,030)	20.3	(11.0)	3.5	(2.9)
Wilsons (Cnmly)	Dec	26,300	(20,300)	19.0	(13.5)	2.8	(2.0)
Worcester	Dec	2,200	(603)	34.9	(11.7)	7.2	(3.8)
York Trailer	Dec	1,160	(1,060)	7.3	(6.7)	—	(—)

INTERIM STATEMENTS

Company	Half-year to	Pre-tax profit (£000)		Interim dividends* per share (p)	
AB Electronic	Dec	3,160	(3,040)	2.0	(2.0)
Beazer C. H.	Dec	24,100	(10,700)	1.7	(1.5)
Bellway	Jan	1,730	(1,320)	3.0	(3.0)
Blanchards	Dec	254	(348)	1.6	(1.5)
Christy Hunt	Dec	38	(55)	—	(—)
DPCE	Dec	2,550	(1,580)	—	(—)
Druck	Dec	1,090	(953)	2.0	(1.8)
Ferry Pickrng	Dec	1,230	(1,147)	1.6	(1.4)
Gabicci	Dec	362	(330)	1.1	(1.0)
Halstead James	Dec	2,300	(1,800)	2.5	(2.0)
Hamlyn Milling	Sept	57	(371)	—	(—)
Munton Bros	Dec	373L	(360)	—	(—)
Pifco	Oct	506	(384)	2.5	(1.7)
UDO Holdings	Jan	1,410	(1,210)	0.6	(0.5)

(Figures in parentheses are for the corresponding period.)

* Dividends are shown net pence per share, except where otherwise indicated. L Loss.

RIGHTS ISSUES

Authority Investments—To raise £10.25m through a one-for-two rights issue, 3,000 new shares will be offered at 320p.

DPCE—To raise £14.6m via a one-for-six rights issue, 4.7m shares are to be issued at 320p.

MSB—Will raise £10.5m through a placing of 3.5m shares at 80p and a one-for-five rights issue of 10.1m shares at the same price.

Senior Engineering—One-for-three rights issue of 34m new shares at 60p.

Walker Alfred—To raise £4.7m through a two-for-three rights issue 3.3m shares will be offered at 150p.

Weir Group—To raise £10.9m via a one-for-seven rights issue, 7.156m shares will be offered at 157p.

OFFERS FOR SALE, PLACINGS AND INTRODUCTIONS

Britannia Security—£15m share issue, 9m new shares to be offered at 172p.

Charles Church—To join the stock market through an offer for sale of 21.46m shares at 115p.

Epwin Group—USM placing to value the company at £18m.

هكذا من الأصل

The second half of the contest could be much tougher, says **Alice Rawsthorn**

Now the pressure is really on

PHILANTHROPY is not a phenomenon commonly associated with the City of London. Yet for six months a group of top fund managers have used their investment skills for charity, as well as Mammon, in the Great Investment Race. The Race has just reached its half way mark and the teams have already raised almost £300,000.

Since September, when the Race began, stock markets have soared throughout the world, creating an extraordinarily favourable climate for the teams. The star of the first half, Prudential Portfolio Managers, has already quadrupled the value of its portfolio; as has Fidelity, in second place.

Yet the second half of the Race seems set to run through rather less clement conditions. Last Monday the London, New York and Tokyo stock markets declined dramatically. Whether this represents the beginning of a prolonged bear market remains to be seen. The second half of the Race may be conducted in a climate different from the first, but it promises to be every bit as exciting.

The Great Investment Race began on September 23 when six teams of top fund managers —armed with portfolios of £35,000 provided by the Race's sponsor, Prudential Unit Trust Managers—put their investment skills to the test to see which can raise most money for charity by managing the portfolios for a year.

At the end of the year the profits made by the teams will be donated to charities for the disabled, drugs and drink victims, the young unemployed and the homeless, by Charity Projects, the Race's organisers.

Opportunism has been the order of the day, in the first half of the Race, with the most successful teams being those which have made the most of the bull markets by indulging in the sort of high risk investments that financial text books warn their readers against.

The Prudential, which led the Race in the opening months and recovered its lost lead from Fidelity last week, has built up a portfolio worth £157,226 by plumping for a blend of risk and balance. The Pru has assembled a stable portfolio of UK equities, but has made most of its money by speculating in the frenetic FT-SE equity futures market.

"We have been doing what we do best," says Trevor Pullen, director of UK equities, "forming a realistic growth portfolio, but adding something extra with aggressive trading in equity futures."

Fidelity, by contrast, has played the consummate opportunist. It has used its international network to identify speculative short term investments all over the world. This policy has paid off. Thanks to successful speculation, chiefly in the Far East, the team has boosted its portfolio to £140,599.

Several of the less successful teams have suffered from being too bearish too soon about the prospects for the world's markets. All are now eager to make up for lost time and most intend to ape Fidelity's opportunitism.

Hoare Govett, for example, fell behind in the opening weeks of the Race after some unlucky investments and, having succumbed to scepticism about the markets' prospects, failed to catch up. "It soon became clear that our competitors intended to be much less cautious," says Peter Clark, assistant director. "The time has come to invest more aggressively."

A few aggressive weeks later, fuelled by successful forays into the highly speculative Australian secondary market, Hoare Govett has moved into third place with a £68,241 portfolio.

HOW THE TEAMS STAND

			Present value	% change in last fortnight
1	(2)	Prudential	£157,226	+30
2	(1)	Fidelity	£140,599	+ 7
3	(3)	Hoare Govett	£68,241	− 5
4	(4)	Nomura	£61,739	+ 2
5	(6)	Bell Lawrie	£47,441	− 1
6	(5)	Messel	£44,630	− 7

Source: The WM Company

Nomura was caught unawares by the buoyancy of its home territory, the Tokyo stock market, in the opening months of the year. Nomura has been relatively inactive and its portfolio has stabilised at £61,739. Messel was also unduly pessimistic and now lags behind the rest of the field with investments worth £44,630.

Meanwhile Bell Lawrie, which has slipped into fifth place ahead of Messel, having favoured a prudent policy throughout, has emerged from the bull market with a £47,441 portfolio.

As the Race moves into its second stage and the markets become more bearish, the teams are assessing their investment strategies. Opinions differ as to whether the markets have moved into short or longer term decline but, as Trevor Pullen of the Pru puts it: "We will all have to work much harder in the second half."

The Pru intends to continue with its hybrid policy of risks in futures, more balanced investment in equities. Fidelity, however, will change its tactics. Having used opportunism to boost the value of its portfolio it now intends to protect its profits.

"The aim of the Race is, after all, to raise money for charity," says Anthony Bolton, investment director. "There are volatile times ahead for the London market and consolidation elsewhere. We will be much more cautious in the second half."

Yet Hoare Govett, Messel and Nomura are undeterred by the bear market. Hoare Govett plans to ape Fidelity's early form with a series of high risk investments. Messel intends to accelerate its activity: it is already dabbling in futures.

This week's market decline should—so Kenichi Fukuhara, executive director of Nomura, hopes — uncover new buying opportunities in Tokyo. But with an eye on the surging yen and the threat of trade warfare, his team will be looking for domestic- rather than export-related stocks.

Bell Lawrie plans to pursue the same stable strategy. "Speculative investment just is not our style," says Bryan Johnston, director. "We think the market is set for further falls. The decline will be exaggerated, just like the euphoria of the last few months. This is no time to take risks."

Thus far the teams have made a collective profit of £298,143. Charity Projects is thrilled with this performance and is already mapping out its donation policy. It envisages giving part of the money to the Home Farm Trust, to finance the construction of craft workshops for a new home for the disabled. It is also looking for suitable schemes which help young victims of drug and alcohol abuse, and the homeless.

Charity Projects cannot commit any donations until the end of the Race: until then, no one can know how much money the teams will make. Bear markets notwithstanding, they could easily make another £300,000 by September—possibly more. Or they could lose the lot.



Readers play their part

FROM THE very beginning FT readers have played an active part in the Great Investment Race. Many readers have been inspired by its success to embark upon similar schemes of their own.

Last autumn FT readers raised almost £20,000 for charity in the Readers' Race, which is running alongside the Great Investment Race. That money is now being distributed to organisations helping drink and drugs victims, the homeless and the unemployed by Charity Projects, organisers of the Race.

Yet many schemes have been launched on readers' own initiatives in order to raise money for various charities. There are plans to introduce versions of the Great Investment Race in the US and Australia, but individual readers have also used the Race as the foundation for local schemes.

Dr Raymond Maitland, a retired chemist from ICI, intends to embark upon a local version of the Great Investment Race to raise money for the Citizens Advice Bureaux and Marriage Guidance Council in Cheshire.

Although he has yet to finalise the details, Dr Maitland envisages a Race in which local investment enthusiasts will manage mythical portfolios o £35,000 to compete for monthl or annual prizes. Each investo will donate between £5 and £1 as an "entry fee." A small pro portion of the money raised wil be used to pay for prizes, th rest will go to charity.

Thus each entrant can enjo "playing" the markets an improve their investment skills Dr Maitland has already begu to practise managing a mythica portfolio. By investing in th high risk traded options marke he put the Great Investmen Race professionals to shame b boosting his portfolio fron £35,000 to £135,000 in just si weeks.

How Swiss shut out bids

OVERSEAS investors in the Swiss stock market have a difficult time. They are shut out from a large chunk of the market made up of registered shares, which account for about a third of the total market capitalisation on the Zurich Stock Exchange.

However, a lively debate is now in progress as to whether registered shares are sufficiently negotiable.

Essentially, registered shares provide companies with a means of fending off undesirable takeovers and have been used by the Swiss to protect themselves against foreign predators. They first became popular during the Second World War when Swiss companies were eager to prove their nationality for neutrality reasons; and there was a further upswing in the 1960s when the petro-dollar crisis brought fears of Arab buy-outs.

Most of the 57 listed Swiss companies with registered shares ban foreigners from registration; others permit registration only to foreigners domiciled in Switzerland or allow very limited holdings by non-resident aliens. The arrangement is that the shares are registered in the name of the shareholder and entered into a register only with the approval of the issuing company.

There are supposed to be ways around the regulations but these are in the nature of optical illusions. Foreigners, for example, can buy registered shares for delivery at a future date but must close out positions before the delivery date falls due.

Warrants on registered shares are also of doubtful value since the eventual buyer has to be a Swiss, who is in a powerful position to impose the price payable.

However, the debate in Switzerland is not about the plight of foreigners, whose inability to buy means that registered shares are some 25 per cent cheaper than bearer equities open to all.

Much more controversial from the Swiss point of view is the use of registered shares, and the articles of association, to block purchases by domestic interests.

There have been two recent causes célèbres in this field. One involved the retail concern Usego-Trimerco Holding, which last year refused to enter Swiss shareholders into its register. In another case, the foodstuffs company Hero fought off what it considered an unfriendly takeover bid by the coffee-and-chocolate group Jacobs-Suchard.

Swiss banks, in particular, have been embarrassed and annoyed at aspects of such restrictive practices, particularly as they have long co-operated with listed companies to avoid clashes over registered shares.

Although a Federal Court judgment in 1957 laid down that holders of these shares enjoyed "ownership rights" even if they could not be entered into the register, the Swiss Bankers Association has since 1961 agreed not to sell them to non-entitled people in the first place, or to buy them for clients on a fiduciary basis.

The association does not, however, consider it the duty of the banks to protect firms from domestic takeovers. The companies should, says association secretary Jean-Paul Chapuis, "facilitate and promote the free circulation of their shares among Swiss within the framework of their overall shareholder policy." Over-restrictive sattutes are seen as sabotaging this aim.

The Zurich Stock Exchange thinks very much the same and seems particularly upset about Hero's (successful) defence measures. The registration requirements of all listed companies with registered shares are now being examined, and Stock Exchange director Richard Meier has threatened to de-list firms which do not come to heel.

Banks and the Stock Exchange are also unhappy about part of the Government's proposals for revisions in equity law. One of these meets with the critics' favour—namely, that a company could turn down a shareholder for registration without giving reasons only if he was offered the market value of his shares.

While they consider this reasonable, even though it could in practice lead to difficulties, the Bankers Association and th bourse warn strongly against proposed further step. This— despite the 1957 Federal Cour ruling—would mean that, befor registration, the holder of registered share would have n rights at all.

Not only would he be withou a vote and without dividend en titlement — this "non-person" would also be devoid of owner ship rights and could not ever sell the share.

As Viktor Füglister, of th Bankers Association, points out the entire transaction woul then have to be reversed, process which he call "obviously inconceivable."

John Wicks

AMERICAN SMALLER COMPANIES FUND
EUROPEAN FUND
FUND OF INVESTMENT TRUSTS
GENERAL FUND

BARRINGTON WHO?

HIGH YIELD FUND
INTERNATIONAL RECOVERY FUND
JAPAN FUND
JAPANESE SPECIAL FUND
NORTH AMERICAN FUND



UNIT TRUSTS

PACIFIC FUND
PLANNED INVESTMENT FUND
SMALLER COMPANIES FUND
UK EQUITY GROWTH FUND
WORLDWIDE TECHNOLOGY FUND

Who buys unit trusts on the strength of a name?

Not many we suspect.

Unless, of course, the name were to stand for such qualities as total dependability, vast resources, proven management ability and above all superb investment skills.

Barrington – managed by Kleinwort Grieveson Investment Management – has come to mean all this and more for successful investors. So much so that Money Management magazine has voted Barrington top large unit trust managers for 1986.

If Barrington doesn't already feature in your portfolio, talk to your financial adviser or write to: Carol Taylor, Barrington Management Co. Limited, 10 Fenchurch Street, London EC3M 3LB. Telephone: 01-623 8000. Telex: 9413545. Or call our Unit Trust Dealers on 01-929 0776.

Please send me further information about Barrington Unit Trusts.

Name

Address

BARFT/FT

GO FOR GOLD

With many of the major international stockmarkets showing signs of nervousness after their recent rapid and substantial rises, more and more investors are turning to gold, one of the most dependable and durable investments in the world, as a hedge against uncertainty.

And one of the easiest ways to benefit from an increasing gold price is to invest in the top-performing, award-winning MIM Britannia Gold Trust.

GOLDEN GROWTH

Recently the gold price has been rising steadily, due mainly to a weak US dollar and a recovery in oil prices, and we believe gold will rise substantially from current levels.

The MIM Britannia Gold Trust is dedicated to capital growth by specialising in gold-mining and mining finance company shares. Launched in April 1984, its record is already outstanding.

- Best-performing gold trust over the past two years, turning a £1,000 investment into £1,807.*
- 87.9% growth over the last year,* far outstripping even the buoyant FT All-Share Index (up 30.8%).
- Winner of the Money Observer award for 'Best Commodity Unit Trust' in 1986.

*To 30th March 1987 – OPAL – offer to bid, net income re-invested.

MIM BRITANNIA

Go with Britain's No.1 Award-Winning Gold Unit Trust.

YOUR GOLDEN OPPORTUNITY

Whilst gold shares can fluctuate over the short term, the longer-term benefits of investment in this sector are considerable. With up to 10% of your total portfolio invested in gold shares, you'll be well placed to make continuing gains from the ever-changing investment scene. Make your investment now. Simply complete the application form below, or call our unit trust dealers on 01-638 0478/9. The minimum investment is only £500.

For your guidance, the offer price of accumulation units as at 31st March 1987 was 94.3p and the estimated gross yield was 0.09% p.a.

Remember, the price of units and the income from them can go down as well as up.

Acknowledgement will be sent and certificates issued within 30 days. Unit prices and yields are published daily in leading national newspapers. Units can be sold back to the managers at not less than the current bid price calculated to a formula approved by the Department of Trade and Industry. An initial management charge of 5.25% on the assets is included in the price of units and a service charge at an annual rate of 1% (+ VAT) of the value of the Trust is deducted from the Trust's gross income, although the Trust Deed allows a maximum annual charge of 2% (+ VAT). The Trust Deed permits investment in traded options and in secondary markets within the guidelines laid down by the Department of Trade and Industry. The Trust's distribution dates are 15th September and 15th March in respect of the period ending 15th July and 15th January respectively. Income from Accumulation Units is invested net of the basic rate of income tax to increase the unit value. Income Units distribute their income either to the holder's registered address or by mandate direct to a bank account. Remuneration is payable to qualified intermediaries and rates are available on request.
Trustee: National Westminster Bank PLC Auditors: Arthur Young
Manager: MIM Britannia Unit Trust Managers Limited
Registered Office: 11 Devonshire Square, London EC2M 4YR
Telephone: 01-588 2777. Registered in England No. 898166.
Member of the Unit Trust Association.

To: MIM Britannia Unit Trust Managers Limited, 74-78 Finsbury Pavement, London EC2A 1JD.

I/We wish to invest £_____ (minimum £500)

in Accumulation ☐ or Income Units ☐ (please tick box) of the MIM Britannia Gold Trust, at the offer price ruling on date of receipt of my investment.

A cheque is enclosed payable to MIM Britannia Unit Trust Managers Limited.

Surname
Mr/Mrs/Miss/Ms BLOCK CAPITALS
First name(s)
Address
Postcode
Signature Date

☐ Please tick if you are an existing MIM Britannia Unitholder.
This offer is not available to residents of the Republic of Ireland.

MIM BRITANNIA GOLD TRUST

FT/4/11



MIDDLE AGE SPREAD, THE SIGN OF A HEALTHY INVESTOR

Putting on weight in middle age may not earn your doctor's approval but in investment terms it could be a sign of robust health.

Take the Robeco Group.

Having been around for 58 years we're undeniably middle-aged. And as for putting on weight, funds under management now exceed £9 billion. It makes us the world's largest independent investment group outside the United States. In UK terms, the asset value of the Robeco Group exceeds that of the 20 leading UK investment trusts. But it's our spread that really makes the Robeco Group stand out from the crowd.

The Robeco Group's funds are invested in over three hundred blue chip shares in twenty countries. Investors can buy and sell the funds' own shares on 19 of the world's stock exchanges or direct, through the Robeco Geneva Account facility.

As for performance, the five-year record* speaks for itself.

Robeco - up 322%* The Group's original investment fund and still very much the flagship. Robeco invests in a truly international blue chip equities portfolio designed to produce a balance between income and capital growth.

Rolinco - up 260%* Established in 1965. Invests in a wide spread of international equities with the emphasis on capital growth.

Rorento - up 162%* An international fixed-interest securities accumulator fund, established in 1974.

Rodamco - up 133%* A property fund established in 1979 and invested worldwide in commercial property, such as shopping centres and office buildings. Rodamco seeks income combined with a reasonable capital appreciation.

ROBECO UP 42% OVER 1986

Robeco's excellent performance continues. The 1986 figures for the Robeco Fund record an increase in asset value of 42.1 per cent in sterling terms, compared with a rise of 22.3 per cent in the FT Actuaries All-Share Index. Total assets under management increased from £2.3 billion to £3.2 billion. To find out the full story on Robeco please return the coupon for the latest Robeco Annual Report and explanatory brochure.

Between them, the four Robeco Group funds cover the complete spread of investment markets. For the UK investor they offer distinct advantages over other types of investment. To start with, Robeco offers an excellent prospect of capital growth, unlike a building society.

Unlike an investment trust, the Group's shares do not trade at a discount to asset value. The share price always reflects the underlying value of the assets in the portfolio.

And unlike a unit trust, the funds and their managers are wholly owned by the shareholders. All revenues go to them, less annual operational costs of only 0.3 per cent of the value of funds under management. There is no bid/offer price spread.

Some final points to note.

Being Dutch we're used to working hard and expect our investments to do likewise. And located as we are offshore to the world's major financial centres we can be truly objective in our search for investment opportunities.

* At the end of February 1987, in terms of sterling, all income reinvested.

Robeco NV, PO Box 973, 3000 AZ, ROTTERDAM, Holland

Mr/Mrs/Miss _____

Address _____

Country _____ Postcode _____

22036

ROBECO GROUP

Europe's Leading Investment House

• FINANCE & THE FAMILY •

Stags cry as market booms

Richard Tomkins says new issues are not the punters' delight they ought to be

SO FAR this year the new issues market had all the appearance of a punter's parade. Not a single issue has gone to a discount since January 1. Far from it: buoyant stock market conditions have taken practically every debutante to a hefty premium by the end of first-day dealings.

And yet the would be "stags" are weeping.

Changes in the new issue rules have made it difficult for the private investor to obtain any stock at all in the vast majority of flotations.

The two most common methods of bringing a company to the stock market are the placing and the offer for sale. In a placing, the stockbroker to the issue arranges privately for the stock to be distributed among its clients—mostly City institutions — and individual investors are effectively excluded from the issue. In an offer for sale, everybody has a chance to apply.

Until recently, any company raising more than £5m on the main market or £3m on the USM was compelled by Stock Exchange rules to use an offer for sale, so only the very smallest companies were able to use the restrictive placing method.

From October 27, however, the placing limit was increased threefold to £15m on the main market and to £5m on the USM.

The effect of this move has been almost to eliminate the offer for sale as a means of flotation for all but the biggest companies.

New issues raising more than £15m are, after all, comparatively rare, and given the choice between an offer for sale and a placing, smaller companies will almost always choose the far cheaper and much less stressful placing method.

Out of 28 companies which have come to the market in the first quarter of 1987, only three have been so big as to require an offer for sale: British Airways, Scandinavian Bank, and Wilson Bowden.

Capital Radio, which raised £4.1m, is the only smaller company to have volunteered for an offer for sale, largely because it wanted to fulfil a commitment to the IBA to broaden its shareholding base.

Another change in the placing rules has made matters even worse for the private investor. Before Big Bang, the stockbroker handling a placing was only allowed to distribute 75 per cent of the stock among its own clients, and the remaining 25 per cent had to be distributed among other brokers to ensure some kind of a market in the shares once dealings began.

Under that system, outsiders at least had a chance—however small—of obtaining stock through their own brokers.

Now however, brokers still distribute 75 per cent of the issue to their own clients, but have two choices over what they can do with the remaining 25 per cent. They can either advertise the shares to the general public, or pass them on to one or more other brokers to distribute amongst their own clients.

The firs option, though superficially attractive, bears so many similarities to an offer for sale in terms of cost and risk that it defeats the point of opting for a placing, and to nobody's great surprise, it has never yet been adopted.

The second method—the one in common use—wholly eliminates the possibility of anyone other than the distributors' own clients from obtaining any stock in the flotation.

So private investors appear to have three choices. The first is to use the time they might otherwise have spent researching new issues, on pondering the irony of a situation where the Stock Exchanges is restricting share ownership while the Government is trying so hard to widen it.

NEW ISSUES JANUARY-MARCH 1987

Company	Dealings began	Issue price	First day close	Premium %
Paribas Fr Invest Trust...	19/1	100p	101p	+ 1
Viking Packaging	22/1	130p	168p	+29
British Airways‡	11/2	*65p	109p	+68
Dale	18/2	110p	126p	+15
Sanders and Sydney†	19/2	100p	129p	+29
Hewetson†	23/2	70p	84p	+20
Prism Leisure†	24/2	120p	130p	+ 8
Sinclair Goldsmith	26/2	125p	136p	+ 9
Forward†	26/2	125p	136p	+ 9
Capital Radio‡	27/2	105p	131p	+25
Hobsons Publishing	2/3	250p	325p	+30
JSB Electrical†	2/3	115p	141p	+23
Barbour Index	3/3	215p	305p	+42
RCO	3/3	95p	98p	+ 3
John D. Wood†	4/3	144p	188p	+31
G. W. Thornton†	9/3	135p	175p	+30
Regina Health†	9/3	20p	32p	+60
Scandinavian Bank‡	11/3	210p	243p	+16
Misys†	12/3	95p	134p	+41
Wilson Bowden‡	12/3	130p	138p	+ 6
Renaissance	16/3	100p	100p	—
Admiral Computing	17/3	150p	180p	+20
Perpetual	19/3	180p	191p	+ 6
Mallett	25/3	120p	206p	+72
Castle Communications† .	26/3	200p	218p	+ 9
Burford†	30/3	80p	160p	+100
Reliance Security	30/3	140p	180p	+29
Airtours	31/3	180p	200p	+11

* Partly paid. † USM. ‡ Offer for sale.

On a more practical note, their second choice is to buy their chosen stock in the after-market. This, however, is a hazardous exercise because the shortage of stock in any sought-after placing will be such that a hefty premium will be set the moment dealings begin, and the scope for further upward movement in the price may be limited.

The third choice offers a glimmer of hope to the private investor because of another little-known change which the Stock Exchange has made to the placing rules.

One concession which the Stock Exchange appears to have made to individual share ownership is the requirement that there must be 30 shareholders for every £1m worth of stock placed. That means that in a £6m placing, the issue must be spread between at least 180 people.

But institutional investors do not like small parcels of shares because they are uneconomical to manage. So the notion of splitting up the issue into 180 share parcels worth £33,333 each is really a non-starter.

Instead, the lead broker will split its 75 per cent of the issue between a handful of institutional clients and then make up the numbers by handing over the remaining 25 per cent to someone with a big list of private clients.

Here lies the wrinkle for the small investor. The lead distributors are increasingly turning to regional brokers for help. And they tend to have much longer private client lists than the institutions.

It might just be, then, that the best chance of picking up stock in placings will increasingly be to join the client list of regional brokers such as Albert E. Sharp in Birmingham, Stock Beech in Bristol or Henry Cooke Lumsden in Manchester.

Personal pensions fillip

ALL IS not lost for employees in a company pension scheme who plan to take out a personal pension plan when these become available.

At one stage it looked as if they might lose out on the 2 per cent incentive contribution being offered by the Government to those switching to a personal pension.

But in his recent Budget, Nigel Lawson, while advancing the starting date for personal pensions from April to January 1988 for employees not in a company scheme, also provided those in a company scheme with an opportunity to get round the restriction on the incentive payment laid down in the 1986 Social Security Act.

Under the Act, employees coming out of their company pension scheme and taking a personal pension instead are not eligible to receive the incentive payment if they have been a member of the company scheme for two years or more.

However, last month's Budget opened a potential loophole. The starting date for personal pensions was advanced from April 1988 to January 1988. Although this was intended for those not in a company scheme, it can also benefit those employees who are.

The Department of Health and Social Security has confirmed that the restriction on incentive payments contained in the 1986 Act applies only to employees leaving the company scheme on or after April 6 1988.

The restriction does not apply if you leave the company and go back into the State Earnings Related Pension scheme (Serps) before April 1988.

So if you want to take out a personal pension and receive the incentive payment, you should do so before the end of the 1987-88 financial year.

Then not only will you be able to take out a personal pension backdated if necessary to January 1988, but you will also be eligible for the incentive payment even though you might have been in the company pension scheme for more than two years.

Indeed the earlier in the 1987-88 year that you go into Serps the longer the period eligible for the incentive payment for that year. There are administration problems in trying to backdate re-entry into Serps.

There is, however, one stumbling block. If you do wish to pull out of the company scheme and qualify for the incentive payment, you will need the consent and co-operation of your employer.

The right of employees to leave a company scheme conferred by the 1986 Act only applies from April 6, 1988.

But if employees can persuade their employer to let them go and if they can also persuade him to let them take a transfer value for their pension rights to date, they have the opportunity to start their personal pension early with a sizable investment.

This article does not argue that coming out of a company scheme and taking a personal pension is necessarily a good thing for employees. It assumes that the employee has already decided to take this action and is just waiting for the opportunity.

Whether the Chancellor will allow this loophole to remain open is another question.

Eric Short

APRIL·PERFORMANCE·BONUS

The word from South East Asia

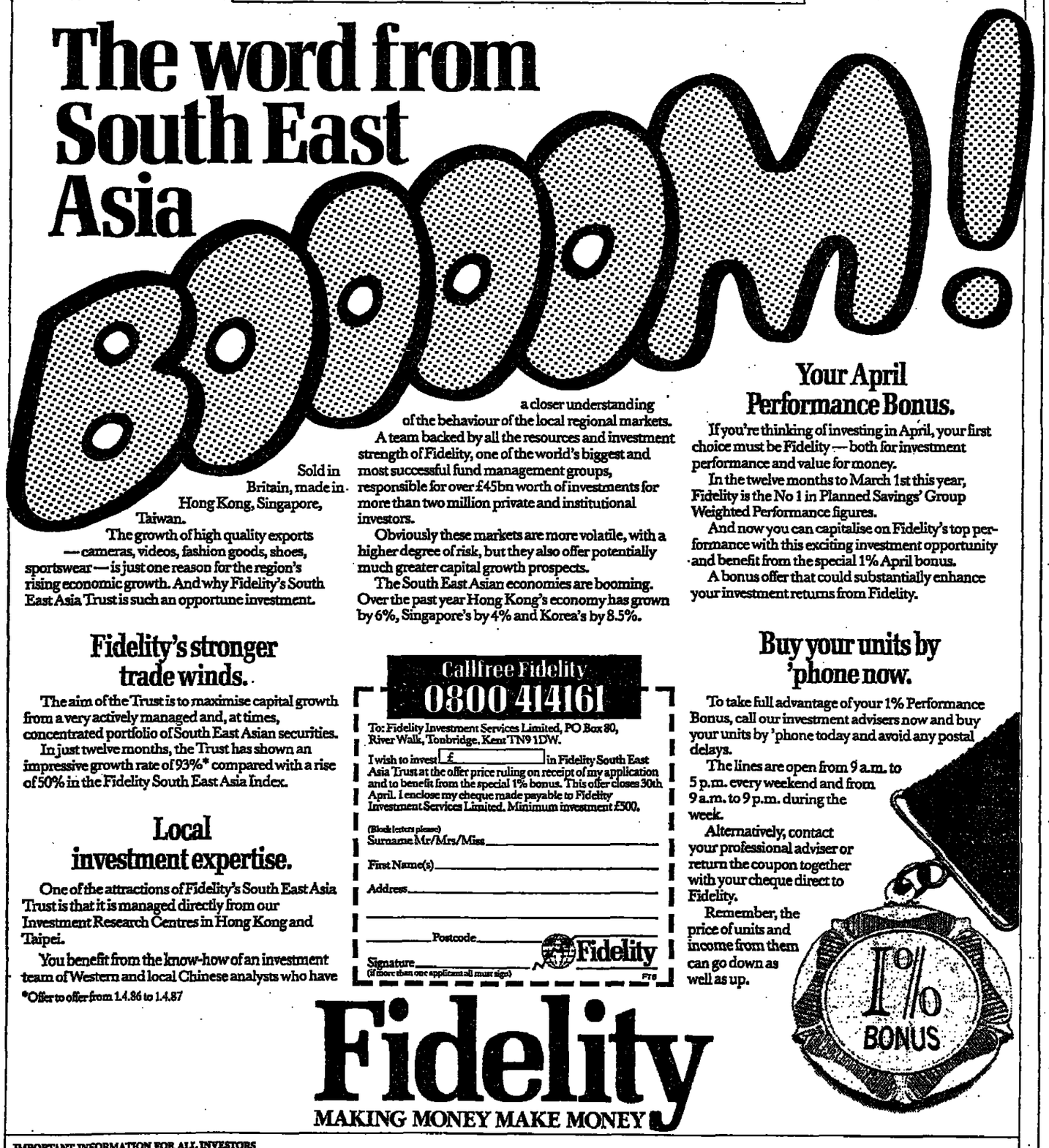

Sold in Britain, made in Hong Kong, Singapore, Taiwan.

The growth of high quality exports — cameras, videos, fashion goods, shoes, sportswear — is just one reason for the region's rising economic growth. And why Fidelity's South East Asia Trust is such an opportune investment.

a closer understanding of the behaviour of the local regional markets.

A team backed by all the resources and investment strength of Fidelity, one of the world's biggest and most successful fund management groups, responsible for over £45bn worth of investments for more than two million private and institutional investors.

Obviously these markets are more volatile, with a higher degree of risk, but they also offer potentially much greater capital growth prospects.

The South East Asian economies are booming. Over the past year Hong Kong's economy has grown by 6%, Singapore's by 4% and Korea's by 8.5%.

Your April Performance Bonus.

If you're thinking of investing in April, your first choice must be Fidelity — both for investment performance and value for money.

In the twelve months to March 1st this year, Fidelity is the No 1 in Planned Savings' Group Weighted Performance figures.

And now you can capitalise on Fidelity's top performance with this exciting investment opportunity and benefit from the special 1% April bonus.

A bonus offer that could substantially enhance your investment returns from Fidelity.

Fidelity's stronger trade winds.

The aim of the Trust is to maximise capital growth from a very actively managed and, at times, concentrated portfolio of South East Asian securities.

In just twelve months, the Trust has shown an impressive growth rate of 93%* compared with a rise of 50% in the Fidelity South East Asia Index.

Local investment expertise.

One of the attractions of Fidelity's South East Asia Trust is that it is managed directly from our Investment Research Centres in Hong Kong and Taipei.

You benefit from the know-how of an investment team of Western and local Chinese analysts who have

*Offer to offer from 1.4.86 to 1.4.87

Callfree Fidelity
0800 414161

To: Fidelity Investment Services Limited, PO Box 80, River Walk, Tonbridge, Kent TN9 1DW.

I wish to invest £ _____ in Fidelity South East Asia Trust at the offer price ruling on receipt of my application and to benefit from the special 1% bonus. This offer closes 30th April. I enclose my cheque made payable to Fidelity Investment Services Limited. Minimum investment £500.

(Block letters please)
Surname Mr/Mrs/Miss _____

First Name(s) _____

Address _____

_____ Postcode _____

Signature _____
(If more than one applicant all must sign)

Fidelity FT6

Buy your units by 'phone now.

To take full advantage of your 1% Performance Bonus, call our investment advisers now and buy your units by 'phone today and avoid any postal delays.

The lines are open from 9 a.m. to 5 p.m. every weekend and from 9 a.m. to 9 p.m. during the week.

Alternatively, contact your professional adviser or return the coupon together with your cheque direct to Fidelity.

Remember, the price of units and income from them can go down as well as up.

Fidelity

MAKING MONEY MAKE MONEY

IMPORTANT INFORMATION FOR ALL INVESTORS
A contract note for your application, together with a brochure, will normally be sent within 5 days. Unit certificates will normally be sent within 10 working days of receipt of settlement. The current estimated gross yield for Fidelity South East Asia Trust is 0.14% at the offer price of 51.2p at 1st April 1987. Units may be sold on any day at the bid price ruling. You will receive a cheque within 7 working days of our receiving your renounced certificate. The Trust will pay distributions on 3rd November each year (xd 20th September). An initial charge of 5% is included in the offer price of units out of which the Managers will pay remuneration to qualified intermediaries. Rates are available upon request. The Trust pays an annual charge to the Managers out of income (or capital if there is insufficient income) of 1% plus VAT of the value of the fund. Check your investment prices and yields daily in the Financial Times, Daily Telegraph, Oracle page 574 and on Prestel *481506. Trustee: Clydesdale Bank PLC. Managers: Fidelity Investment Services Limited. Registered Office: River Walk, Tonbridge, Kent TN9 1DY. Registered Company Number: 2016555. The Trust is a wider-range Trustee security authorised by the Department of Trade and Industry. Member of the Unit Trust Association. Offer not open to residents of the Republic of Ireland.

Pacific Assets Trust



PUBLIC LIMITED COMPANY

INVESTMENT MANAGEMENT WORLDWIDE.

ONE CHARLOTTE SQUARE · EDINBURGH EH2 4DZ · TELEPHONE 031-225 1357.

To: Ivory & Sime plc, One Charlotte Square, Edinburgh EH2 4DZ. Please send me a copy of:
☐ The 1987 Annual Report and Accounts for Pacific Assets Trust
☐ The Number One Savings Scheme

Name _____

Address _____

FT

هكذا من الأصل

Take the risk out of futures

TWO minuses can sometimes make a plus. Investing in futures is not normally recommended to the private investor because the markets are highly risky; futures are really only suited to professionals.

Equally money-back guarantee schemes are not normally a good idea, because the cost of providing the guarantee means that your investment is "diluted," and not likely to provide a decent return.

However, put the two together and you have an interesting combination. The money-back guarantee ensures that you can have a dabble in futures without the risk of losing your shirt. At the same time the danger in futures — the leverage obtained by dealing on a margin (say 10 per cent of the total sum committed) which magnifies both the reward and the risk — is a positive advantage in overcoming the dilution in money-back schemes.

By trading on margin you can obtain high rewards for a relatively little outlay. But it follows, of course, that the risk of losing money is that much greater. This is not so serious a danger if you already have your original capital safely locked away in an interest-bearing asset — US Treasury Bonds for example, or British government securities (gilts).

Most responsible futures funds, while not offering a money-back guarantee, tend to reduce the gearing of margin trading by keeping a large percentage of the total sum under management either in cash or in some other form of fixed interest assets. Providing a money-back guarantee may not make a great difference to the funds' investment strategy, but it does allow the investor to sleep at nights.

The proportion set aside to provide a money-back guarantee will depend both on the current interest rates and the length of the repayment period.

High interest rates bring better returns from investment in bonds or gilts, so fund managers can either offer a shorter repayment period or put a larger proportion aside for speculating in the futures markets.

At present the few futures funds which do offer money-back guarantees are tending to work on five-year periods. This means that between 60 to 70 per cent of your investment is put into Treasury Bonds or gilts; sufficient to ensure that at the end of five years the sum invested in these fixed interest securities will grow to the equivalent of 100 per cent of the total amount invested in the funds. The remaining 30 to 40 per cent is used to try and make an above-average return in the futures markets.

The Mint futures funds, co-sponsored by London commodity brokers E. D. & F. Man, and the US-based Mint Investment Management Corporation, have proved that providing a money-back guarantee does not necessarily spoil the performance of the fund.

Last year the Mint Guaranteed A fund was one of the best performing futures funds, recording a rise in value of 22.9 per cent. The longer established Mint Fund (with no guarantee) gained 20.5 per cent. Both these were creditable performances, bearing in mind that the average futures fund was 10 per cent down last year. In fact, the amount invested in bonds — which did well compared with the futures markets — helped to enhance the performance of the guaranteed alternative.

The Mint Guaranteed fund, launched in January 1986, guarantees your money back in a five-year period. Since then three more guaranteed funds have been launched, making a total of some $60m under management. Larry Hite of Mint Investment Management says the objective is to provide an annual return of between 15 to 30 per cent, depending on market conditions, while at the same time preserving the initial capital.

"You know the worst that can happen," Mr Hite says. "So you can put aside a particular capital sum and use that as the basis for trading in futures without risk."

The latest Mint funds guarantee your money back over a seven-year period. Larry Hite claims this is necessary because the cut in US interest rates mean that, on a five-year guarantee, too great a percentage of the total investment would have to be put aside into bonds. The Mint's trading strategy is closely linked with using the widest possible range of markets to limit risk.

The Mint funds are offshore closed-end funds, registered in Bermuda. They therefore suffer tax disadvantages for investors resident in the UK. Because they are not distributor funds you face paying income tax at your top rate on any profits made. This is a problem facing all offshore funds of this kind.

An alternative approach to combining a money-back guarantee with trading in futures is adopted by Rudolf Wolff, the London-based futures brokers which is a subsidiary of the big Noranda mining group. Its private client department will guarantee that 100 per cent of your original investment will be returned if you keep your money there for three years; 70 per cent if you stay with the investment for one year.

However, it does not come cheap. There is a standard charge of 0.5 per cent monthly for managed money, based on the equity in the account at the end of each month, and a performance fee of 15 per cent of absolute profit, plus normal brokerage commission. Minimum investment is £5,000.

Gourlay Wolff, another London futures broker specialising in private client business, offers a Financial Futures Account with two components. When you deposit £5,000 a portion is put into zero coupon US Government Bonds to guarantee your repaying your 100 per cent stake in five years. The rest is used to deal in 20-year gilts and three months Eurodollar interest rate contracts on Liffe (London International Financial Futures Exchange).

There are no management, entry or performances fees. You do, however, pay brokerage commission.

Gourlay Wolff puts the zero-coupon bonds, bought on behalf of clients, in trust so that even if they were to suffer some financial disaster, the guaranteed funds would be safe.

If you are tempted by the idea of having a risk-free flutter in futures, assuming you don't mind your money being locked away for several years, check carefully on the companies offering money back schemes. They have to be respectable companies, with reliable backers who you can get at if something goes wrong, otherwise the guarantee is not worth a great deal and you are simply exposed to a different risk.

John Edwards

Angel in the wings

Investors' Tales

Theatre is the latest venture by Kevin Goldstein-Jackson

SOME years ago I encouraged a company for which I then worked to make four fairly small investments in theatrical productions. Two made modest profits, one lost its entire investment, and the fourth — the West End production of The Nerd — made a 100 per cent profit in six months and is still producing further profits from its overseas earnings. This demonstrates the varied risks of theatre investment.

Recently I decided to become an "angel" myself. I therefore wrote to The Society of West End Theatre at Bedford Chambers, The Piazza, Covent Garden, London, WC2E 8HQ. The society added my name to its list of potential investors and soon I was receiving theatrical proposals from a number of its producer members.

The society had warned me in a letter that although it was "keen to attract investment into the commercial theatre" it felt that "in fairness, members of the public should be aware that commercial theatre is a high risk business and that the majority of productions probably fail to recoup all the capital invested." The society also pointed out that the "minimum investment unit" was likely to be "at least £500 or £1,000."

In reading all the theatrical proposals sent to me, I was particularly looking for productions that "broke even" on 50 per cent or less audiences, and those in which investors would also participate in any profits from Broadway, film, TV and other subsidiary rights.

Most of all, I was looking for shows that, as a regular "popular theatre-goer, I thought I might enjoy myself. This meant turning down a fair number of the proposals.

So far, I have made three investments. *High Society* opened at the Victoria Palace Theatre on February 25 and seems to be doing quite well. *High Society* appealed to me because of its Cole Porter songs like "Who Wants To Be a Millionaire." Its storyline should appeal to yuppies who suddenly seem to have "rediscovered" theatre-going as an enjoyable activity, and it is a musical that also has great appeal to coach parties of Women's Institute members and similar groups.

Spin Of The Wheel opens at the Comedy Theatre on April 7. The attraction of this production is that it is designed to appeal to the same type of audience that made *The Rocky Horror Show* and *Little Shop of Horrors* such great successes.

When Did You Last See Your Trousers? opens at the Garrick Theatre on April 14. It is a farce by Ray Galton and John Antrobus, based on a story by Galton and Simpson (of *Hancock's Half Hour* fame).

The Garrick Theatre was, for many years, the home of *No Sex Please, We're British*, which is now in its 16th year in the West End. I hope, *When Did You Last See Your Trousers?* will have an equally long run.

As well as experienced, professional producers, all three shows have had the advantage of being "audience tested" in other parts of the country before coming to the West End, so their London performances should be as near perfect as possible.

John Pick, in his excellent book *The West End: Mismanagement And Snobbery*, cited a number of reasons for the failure of many West End productions: not the least of which were their failure to "touch the popular nerve" and their high ticket prices, which put them out of reach of many people.

I feel that the three productions I have backed will appeal to a very wide audience, and all three have reasonable ticket prices which should help to make them even more popular.

It is too soon to say how successful (or otherwise) my theatre investments will be — but at least I can visit a theatre and actually see my investment "performing," so it should be fun.

TWO KEY DATES FOR THE MOTORING WORLD

Barcelona, from 2nd to 10th May 1987

SALON INTERNACIONAL DEL AUTOMOVIL BARCELONA

- Cars.
- Motor homes.
- Lorries commercial vehicles, industrial vehicles, special transportation vehicles and car washers.
- Coaches, buses and minibuses.
- Parts, components parts, spare parts, and accessories.
- Bicycles, mo-peds, motor cycles.
- Garage, repair shop and service equipment.
- Lubricants. • Competition section.

Barcelona, from 23rd to 28th April, 1988

EXPOMOVIL

- All spheres connected with integrated transportation and the automobile industry.
- The spare parts, component parts and accesory industry.
- Equipment for garages, work shops, casting, forging, etc.
- Bicycles, mo-peds, motor cycles, and everything connected with the manufacture and marketing of these.
- Lubricants and similar products connected with the automobile industry.
- Equipment for handling and haulage of material for assembly chains, conveyor belts and transportation bands.
- Land, sea and air transport, freight and carriage.

Feria de Barcelona
Avda Roma 14 Cristina s/n - 08004 Barcelona - Spain
Tel (93) 423 31 01 - Telex 50458 FOIMB-E

How much money did you make in British Airways?

"The world's favourite airline" has just gone public but did you make money? Generally speaking the private investor almost always makes money in new issues. But just how much depends on having the right information and getting the application weighted "dead right", and there is a secret here. Thousands of people already make good, steady profits investing in new issues and often nothing else . . . year after year. They're not especially clever or anything like that, just well informed and in the right place at the right time. The New Issue Share Guide is the country's only specialist publication devoted exclusively to new issues.

Drop us a line today and we will send you FREE details, then you too can enjoy the simple secret that already enables hundreds of investors to maximise those profits . . . safely . . . in this exciting area of the stock market.

P.S. After BA and Capital Radio there will be many more new issues to come in 1987. Don't miss out!

To: New Issue Share Guide Ltd, 3 Fleet Street, London EC4Y 1AU

Name.....

Address.....

..... Postcode..... FT4/4

YOU ARE NOT TOO LATE FOR 1986/7 B.E.S. RELIEF

THAMES LINE PLC

Invest up to £10,000 before April 15th and claim up to 50% against your 1986/7 income.

- Over £3.7 million subscribed – so far.
- Fast Thames riverbus service.
- Offer closes April 15th.
- Minimum subscription £500.
- Substantial property development potential – additional subscription money will enhance this.
- Leading BES Sponsor (over £70 million raised for BES)

For a prospectus on the Company, please telephone or write to: Johnson Fry plc, 36 Jermyn Street, London SW1Y 6DT

01-439 0924 or 01-499 5066

This advertisement does not constitute an offer or invitation to subscribe to shares.

MAXIMUM INCOME ACCOUNT	PREMIUM SHARE ACCOUNT
NET RETURN	NET RETURN
10.5% (P.A.)	9.0% (P.A.)
GROSS EQUIVALENT	GROSS EQUIVALENT
14.79% (for basic rate tax payers)	12.68% (for basic rate tax payers)

General Portfolio

General Portfolio Life Insurance PLC
Valley Hogge, Crosbrook Street, Cheshunt, Hertfordshire EN8 8JH. Tel: 0992 31971

NEW LAUNCH FROM EAGLE STAR

THE INTERNATIONAL SPECIAL SITUATIONS TRUST

In the world's major investment markets, the Far East, the UK, mainland Europe and North America, Eagle Star has already scored with its range of highly successful unit trusts. £5,000 invested with Eagle Star just over 17 months ago would now be worth:

Far Eastern Trust	–	£11,590
UK Growth Trust	–	£11,430
European Trust	–	£ 8,810
North American Trust	–	£ 7,670

(Offer to bid basis, 6.10.85 – 12.3.87)

Now we're putting our international investment know-how into a very special new unit trust.

The International Special Situations Trust.

MAXIMUM CAPITAL GROWTH

Our Managers will track down overlooked investment opportunities. New, small companies with dynamic managements . . . companies which are possible take-over targets . . . companies in sunrise industries . . . companies about to launch exciting products . . . companies whose shares are undervalued.

The International Special Situations Trust's objective is to *go for growth*, as much of it as possible – with all income automatically reinvested. Through a worldwide network of grass root contacts, our Managers will identify promising investment situations wherever they are to be found – without restricting themselves to a particular business sector or country.

ACTIVE MANAGEMENT

The International Special Situations Trust can respond instantly to changing market conditions by switching your investment in and out of different countries and sectors. And because this switching is all within the same portfolio, it doesn't cost you a penny in tax or personal dealing costs.

ACT NOW! for SPECIAL DOUBLE LAUNCH OFFER

1 50p FIXED PRICE OFFER until 24th April, 1987

2 UP TO 2% EXTRA UNITS if you invest before 31st May, 1987

£1,000 – £4,999 1%
£5,000 – £9,999 1½%
£10,000 + 2%



money "Small Unit Trust Group of 1986"

All Eagle Star unit trusts are Rainbow rated according to their risk/reward potential. The International Special Situations Trust is rated red. This indicates that despite its worldwide geographical spread, the risk level is at the high end of the unit trust spectrum. But so are the potential rewards. Especially if you invest early and take advantage of the Fixed Price Offer and the Extra Units Offer.

As with any unit trust, you should bear in mind that the price of units, and the income from them, can go down as well as up.

A PROVEN TRACK RECORD

Eagle Star's International Special Situations Trust comes from one of the world's leading financial services groups with total funds under management worldwide in excess of £7,000 million.

Since launching its imaginative range of seven unit trusts in 1985, performance in each sector has been outstanding. After our first year, we have already earned one of the most respected awards in our industry for "small" groups – managing less than 10 unit trusts: Money Magazine "Small Unit Trust Group of 1986".

HOW TO INVEST

Simply complete the coupon and return it, together with your cheque (minimum £1,000), made payable to Eagle Star Unit Managers, to the address shown, without delay.

Invest today on the special launch terms and start sharing in exciting worldwide opportunities.

SPECIAL LAUNCH APPLICATION

To: Eagle Star Unit Managers Limited (LC43), FREEPOST, Eagle Star House, Bath Road, Cheltenham, Glos. GL53 3BR

I/We wish to invest £_____ (minimum £1,000) in the Eagle Star International Special Situations Trust. A cheque made payable to Eagle Star Unit Managers is enclosed.

Surname (Mr/Mrs/Miss/Ms) _____

Forenames (in full) _____

Address _____

_____ Postcode _____

For holdings in joint names, give full names and addresses of the joint holders (maximum of 3) on a separate sheet of paper.

I am/We are over 18 years.

Signature _____

Date _____

Name and address of Financial Adviser (if any)

_____

Not available to residents of Eire. FT4/4/87

Eagle Star

GENERAL INFORMATION

Price and Yield The offer price of units from launch on 3rd April 1987 until 24th April will be 50p. As the Trust's aim is maximum capital growth, any income will automatically be re-invested in the Trust on your behalf.

Charges Initial costs, including any remuneration paid to qualified Intermediaries (details available on request), are met by a charge of 5% (plus a rounding adjustment of up to 1.25p per unit or 1%, whichever is smaller) which is taken into account in calculating the bid and offer prices. Normally there will be a 6¼% difference between these prices. Ongoing costs will be met by a charge, currently 1% (plus VAT) a year (the Trust Deed allows a maximum of 3%), deducted from the Trust's income.

To Sell Your Units Units can be sold back to the Managers on any working day at the ruling bid price.

Following the progress of your investment Your investment will be acknowledged on receipt, followed in due course by a Unit Certificate. The prices of the units will be shown every day in the Daily Telegraph and the Financial Times.

Capital Gains Tax The Unit Trust itself is not subject to capital gains tax. When you sell units, you will not be liable to capital gains tax unless your total gains in the tax year exceed the annual exemption.

Managers Eagle Star Unit Managers Limited, Registered Office, 1 Threadneedle Street, London EC2R 8BE. Registered Number 1921082. The Trust has been authorised by the Department of Trade and Industry.

Trustee Midland Bank Trust Company Limited, 11 Old Jewry, London EC2R 8DL.

This advertisement is based on the Manager's understanding of current law and Inland Revenue practice.

Banks are wooing home buyers, says **John Edwards**

New mortgage plums

THERE MAY be talk of mortgage queues forming again outside building societies. But the banks seem keener than ever to increase their mortgage lending; some very competitive offers are being made.

The latest to join the fray in a serious way is the TSB. It has unveiled a package, aimed at winning mortgage business, with the announcement that it had £500m available for this Spring's housing market.

For a start, TSB has cut the interest rate charged on endowment mortgages from 12.25 to 11.125 per cent—a reduction of 1.125 per cent compared with the base rate reduction of 1 per cent.

TSB is unusual in that it gives a cheaper rate for endowment home loans compared with straight repayment mortgages. The differential has been widened slightly since the repayment rate has come down by only 1 per cent to 11.75 per cent—somewhat higher than the new standard rate of 11.25 per cent set by Abbey National, Leeds Permanent and the Halifax, as well as Barclays and NatWest.

TSB claims that its higher rate is justified—the straight repayment rate includes free life assurance for up to £50,000. But while this might appeal to the older borrower, faced with higher life premiums, it is evident that TSB is more interested in developing its endowment mortgage business—which is linked with commission-earning other services.

To prove the point it also announced this week the introduction of the Homebuyer's Plan, a joint exercise by several components of the TSB group. Essentially it is a unit-linked endowment scheme where, instead of putting your money for repaying the home loan into a with-profits endowment policy, it is invested instead in unit trusts. Several other companies already offer this kind of product; the special feature of the TSB package is that your money goes into a managed fund which has been specifically tailored by the Trust Company of the group to support repayment of the loan provided by the banking side.

As a specifically tailored product, the Homebuyer Managed Fund's primary objective will be that the money invested is earning enough to ensure that the 7.5 per cent annual growth rate target needed to repay the mortgage is maintained. There will be regular reviews of the individual plans to make sure they are on target. The planholder will have the option to increase or extend the cover if a new mortgage or home improvement loan is taken out, increasing the amount borrowed.

Premiums on unit-linked mortgage repayment plans tend

to be more expensive than with-profits endowment policies, because the annual rate of return—used to calculate the premiums needed—is quite a bit lower: 7.5 per cent. Recently, however, with the sustained boom in the stock markets, unit-linked plans have mainly outperformed with-profits endowment policies, which rely on a moving average over a longer period; therefore they are not able to take such advantage of the stock market boom.

There is a low-start repayment option available, phased over four years; and death cover.

In order to sweeten the pill, TSB are also offering to Homebuyer Planholders exclusively a very competitive fixed-rate alternative. Some £100m is being offered at a fixed rate of 9.9 per cent for five years. At the end of five years you have the choice of either continuing at another fixed rate (at the time), or switching to a variable rate.

Fixed rate mortgages, at below the current variable rate, have proved very popular recently, in spite of the general expectation (up to this week) that another cut in bank base rate was imminent.

Midland Bank, which initiated the recent round of mortgage rate cuts, says that there has been a tremendous response to its fixed-interest home loan scheme offering £500m at a rate of 10.2 per cent, fixed for three years. The average mortgage request is £55,000, but the Midland have now lowered the minimum loan available under the scheme from £35,000 to £25,000, to increase the number of potential borrowers. The fixed-rate alternative is available only for endowment or pension mortgages, and there is an arrangement fee of £100.

Lloyds Bank has also had such a good response to its fixed rate home loan scheme (also 10.2 per cent for the first three years) that it has increased the funds available by £200m, to £500m.

The fixed-rate loan minimum is £30,000, and it applies only to endowment mortgages where the associated insurance has been taken out through branches of Lloyds or through Black Horse Aeencies, the Lloyds estate agency subsidiary.

Meanwhile, in addition to reducing its standard variable home loan rate to 11.3 per cent, Lloyds is giving free buildings insurance for first-time buyers for the first year; a guaranteed mortgage and waiving of the arrangement fee (£100) for existing home loan borrowers; and removal of the requirement for a professional valuation in some cases.

These special offers will be available until the end of the year.

Until the end of June, Clydesdale Bank, the Midland subsidiary, is offering a 0.50 per cent reduction on its new rate of 11.25 per cent for one year, to new borrowers. Home owners who transfer an existing mortgage from another lender will have their legal expenses paid, and the Clydesdale will waive the standard £100 arrangement fee. The bank will also pay £50 towards professional expenses—such as solicitors' and estate agents' fees, to first-time buyers and those who are contemplating moving house.

Household Mortgage Corporation and the Mortgage Corporation have both reduced their home loan rates by 1 per cent to 10.90 per cent, maintaining their differential below the major building societies and banks.

In most cases the changes are effective immediately for new borrowers; not until May 1 for existing borrowers. This has encouraged many building societies to hold back, knowing that there is a little time in hand before adjusting their rates, especially as some building societies are short of money for new loans. Now that a further drop in interest rates seems unlikely, at least in the near future, the waverers are likely to make up their minds and come into line at around 11.25 per cent.

United Bank of Kuwait, however, has brought its new 11 per cent variable rate into effect (from April 1) for both new and existing borrowers. It does not believe there should be a differential—a sentiment most existing borrowers will strongly support.

UBK's mortgage rate linked to Libor (London Interbank Offered Rate) was also set on April 1 for the next three months at 10.75 per cent. This was slightly higher than expected, and reflects the firmer trend in money market rates.

John Charcol, the mortgage specialist, points out that its index-linked mortgage—which is pegged to the Retail Price Index instead of Libor—is currently giving a very competitive rate. This rate is calculated by adding the current annual rate of inflation, based on the RPI, onto a fixed base rate of 6.5 per cent, giving a nominal rate of only 10.4 per cent.

But built into the scheme is the option to make low-start repayment. In subsequent years these can only be increased in line with the rise in inflation. It is, therefore, effectively inflation-proof.

Pioneer's comeback

Eric Short reports that Allied Dunbar is revamping its 'one-stop' investment services

FOUR YEARS AGO, Allied Dunbar, then Hambro Life, launched a new concept for what was a predominantly life company—an integrated financial service, combining life assurance and unit trusts with banking services and portfolio management.

Known as the Financial Management Programme, it was the brainchild of Sir Mark Weinberg, chairman and chief executive of Allied Dunbar.

The scheme was modelled on the US vogue of one-stop shopping for financial services. Allied Dunbar acquired a small banking operation — Dunbar — to help provide a complete financial service operation.

Clients using the service received chequebooks, credit cards and general insurance facilities as well as unsecured loan services, portfolio management in both Allied Dunbar products and direct shareholdings.

The concept itself had a mixed reception. Some were enthusiastic about one-stop investment services. Others were more wary.

Michael Hepher, chairman and chief executive of Abbey Life—Allied Dunbar's great rival—said life companies should "stick to their knitting."

In the event, Sir Mark's concept failed to make the desired impact. He overlooked the fact that US marketing practices rarely transplant themselves successfully in the UK, and forgot his own maxim that "pioneers get scalped."

One problem was that the main marketing effort was made through Allied Dunbar's own direct sales force. Since the salesmen are taught that there is a life contract or a pension contract or a unit trust to meet every investment requirement, it is not surprising to find that the majority of clients using the service (around 70 per cent) invested in life, pensions and unit trust contracts—an expensive duplication of effort.

Now, Allied Dunbar has revamped and retrenched the scheme, effectively splitting the service in two and adopting a much lower profile. It denies that the Programme has closed down, as stated by one of the clearing banks, although the original concept has all but disappeared.

Main changes to the service relate to the ending of the automatic borrowing arrangement on an unsecured basis. The single package monthly report on an investor's complete holdings has been discontinued.

Essentially, Allied Dunbar has hived off its mainstream products from direct investment. Instead it has linked up with stockbrokers James Capel to offer clients various investment management service.

For clients with at least £75,000, there is the Allied Dunbar/James Capel portfolio management service, which operates on a completely discretionary basis. A nominee service is provided, with clients receiving regular reports. Income can be distributed or reinvested and there is a cash management service. The cost is a percentage of the value of the fund.

Then there is the Share Selection Service for clients who prefer to handle the investments themselves but want access to investment advice on an individual basis as well as the administration services. The cost is £150 a year, with additional charges for overseas stocks.

Finally, there is a Securities Administration service for

Sir Mark Weinberg

clients who want to handle all the investment work, but want someone else to handle the administration chores. Here the cost is £50 a year, plus extra for overseas stocks.

Sir Mark Weinberg said at the time of the original launch, that the clearing banks with their branch network and access to customers were ideally placed to offer an integrated financial service, but had not grasped the opportunity.

Now, they appear to be trying to get their act together. Lloyds Bank is promoting its Asset Management Service launched in April 1985 which combines banking facilities with investment options.

The format of this service could well be the pattern for future developments.

Unit trusts bonus

FIDELITY IS offering a performance bonus on four of its unit trusts during April. The bonus takes the form of a one per cent discount on all investments made during the month.

The four funds are the American, European, South East and Special Situations trusts, which have all outperformed the market since their launch. The European Trust was top of its sector last year and the Special Situations fund is showing a gain of 758.4 per cent since its introduction in December 1979.

Meanwhile the flow of new unit trusts continues undiminished. Eagle Star launched on Friday a Special Situations Trust available at a fixed price per unit of 50p until April 24. Rated "red" on the group's rainbow scale, signifying a high risk, high reward, fund, investments in the trust will be concentrated principally on possible takeover targets, and companies launching new products or with potential for exceptional growth.

These will include listed, USM and unlisted securities in markets throughout the world. Minimum investment is £1,000. In addition to the initial fixed price offer, extra unit allocations of up to 2 per cent will be available until May 31.

The FS American Growth Fund, launched on April 1 with a 25p fixed price until April 21, will be offering a 1 per cent discount through the month. But the initial bid-offer spread is a hefty 6 per cent, with an annual management charge of 1 per cent.

Objective of the fund is to invest in medium-sized companies in US and Canada, which are considered to have above average growth potential.

Medical Investments claims that its new Health Fund launched on April 2, will appeal not only to investors who see the health sector as a very profitable area, but also to those wanting to put their money where it benefits society. It suggests people working in health-related industries — such as doctors and dentists, will be particularly interested.

The Fund will be managed by Anthony Wieler & Co., "in accordance with ethical principles" — whatever that means since the initial portfolio seems to include the normal range of chemical and drug companies that make up the health and household sector of the market.

Minimum investment is £500 and there is an initial offer price of 50p per unit for three weeks from April 2.

Hill Samuel has belatedly announced that its Gilt and Fixed Income Growth Trust has been merged with its Fixed Interest Income Trust, effective from December 1 1986. The merger follows the changes in taxation of gilts in the 1985 Finance Act, which made it difficult for gilt growth trusts to achieve their investment objectives.

The new trust will be able to invest in a wider range of securities and thus achieve a higher annual yield. But the bad news is that the annual charge has been raised from 0.50 to 0.75 per cent of the value of the fund.

Gold funds were the star performers among unit trusts during March, according to Opal Statistics. Funds which invested wholly or partly in gold shares, accounted for some half of the top 25 performers with Gartmore's Gold Share Fund at the very top. Waverley Australasian Gold was the top fund over the last 12 months, with Gartmore in number three spot after S & P Exploration.

Unhappy motoring

MOTORISTS beware. Your insurance premiums are due for another massive rise later this year.

The warning came this week from two leading motor insurers, Sun Alliance and Guardian Royal Exchange, when announcing their 1986 results.

Both companies recorded profit figures in 1986—£180m for Sun Alliance and £144m for GRE. But these results would have been even better but for continued losses on their UK motor accounts.

Sun Alliance managed to cut its motor losses from £47m in 1985 to £37m, while GRE lost £17m from private motor and £5m from commercial motor. Motorists may be forgiven for thinking that with profit figures of this size these insurance companies would be prepared to give the motorist a respite from premium increases after the pounding he has taken over the past few years.

But not a bit of it. These days, every account is expected to at least stand on its own feet. The days of cross subsidising of accounts have passed, at least temporarily.

Sun Alliance put up its motor rates last year by 14 per cent—three times the rate of inflation—but this only reduced losses and the company said quite blandly that it could not go on taking losses of this magnitude.

GRE said that its rate increases in 1986 barely contained its motor losses last year.

The blame for this continuing poor situation is laid fairly and squarely at the young driver and the foolish driver, who may be one and the same motorist.

So further substantial increases in motor premium rates are inevitable. Indeed, Sun Alliance has already put up its rate this month by a further 8 per cent, following its 12.5 per cent increase in December. The company is quite prepared to lose business rather than continue subsidising the heavy losses from other accounts. GRE is more cautious as to when it will be making its increase and by how much. But expect increases well in excess of the inflation rate.

●

ANOTHER blow for small share investors. Already hit by rising charges and decreasing availability of "no-frills" dealing services, they will find trading through one major Over-the-Counter dealer also becomes more expensive from Monday.

Harvard Securities, the largest OTC firm, is doubling its administration charge to £12 per bargain from April 6. Tom Wilmot, Harvard's chairman and managing director, said the company regretted the increased charge but blamed the rising cost of processing bargains.

On agency transactions — where Harvard itself is dealing via a broker — a standard rate of commission, 1.65 per cent, is being introduced with a minimum charge of £25.

●

AMERICAN EXPRESS said card-holders are now able to use them to draw cash from the Lloyds Bank Cashpoint automated teller machines. Up to £300 can be withdrawn in any seven-day period.

●

EASTBOURNE Mutual Building Society has increased the interest rate it pays on its Capital Bond. For two months only, from April 8 until the end of May, it is giving a guaranteed rate of 10 per cent. After that, bond-holders will be guaranteed an extra 3.75 per cent above the society's ordinary share rate, now 6.25 per cent.

Initial offer price of 50p valid until April 24th.

London FTA Health & Household Price Index*.

Investment has never looked so healthy.

London FTA All Share Price Index*.

THE HEALTH FUND

Look at the FTA health and household index and you'll see why. It's shown a particularly healthy 1041% gain over the past 7 years*, compared with only a 402% rise in the FT All Share Index.

Now the Health Fund, a new unit trust, has been set up to help you take advantage of this excellent trend. It's an investment you can feel good about in more ways than one.

The picture for health is promising worldwide. New medical developments are taking place the whole time. Shares in pharmaceutical companies in the US rose 31% in 1986, while worldwide they were up 47%†.

Then, to keep the fund in good shape, we shall be regularly consulting the medical profession. We have a panel of doctors and surgeons who can give us a second opinion on the latest drugs, their competition, and the true value of each new development.

And, you know your money is being put to good use. New treatments for cancer, new antibiotics, antiviral agents, and biotechnology research are all areas we're interested in.

The Health Fund will be investing worldwide for maximum growth in companies that specialise in health-care and health products. For example, Boots, Glaxo, Beecham, Superdrug, Smith & Nephew and Johnson & Johnson.

Remember though that the price of units and the income from them can go down as well as up.

Find out more by phoning Freephone 0800 444 888 (24 hours). Or to invest (from £500) complete the coupon.

If you've got a healthy interest in making money, The Health Fund is just what the doctor ordered.

†Source: S. G. Warburg, Jan. '87 *from 1.1.80 to 21.1.87

Managers: Medical Investments Ltd (Member of the Unit Trust Association). Investment Managers: Anthony Wieler & Co. Ltd. Trustee: National Westminster Bank Limited. Charges: 5¼% on each initial purchase included in the offer price, thereafter 1½% p.a. (plus VAT) of fund's value, deducted from the trust's income. The Trust Deed allows for a maximum charge of 1.5% p.a.; the Managers will give unitholders at least 3 months' written notice of any change. Selling back units: Units can be sold back to us on any dealing day at not less than the bid price set on that day. Payment will normally be made within 7 days of receipt of a renounced unit certificate. Agents: Units may be purchased through qualified agents to whom commission is payable at rates available on request. Prices/Yields: Units are being offered at 50p each and the estimated gross yield (equivalent to interest payable prior to deduction of tax) is 2%. Prices and yields are quoted daily in the national press. Income distribution: Income is payable on 20th June and 20th December each year. The first distribution will be 20th December 1987. Registered Office: 4 Sandys Row, London E17 HW. Registered number: 2024390/England and Wales.

BUYING ORDER: THE HEALTH FUND

FT4/4

To: Medical Investment Ltd, 4 Sandys Row, London E17 HW. (Freephone 0800 444888 for further information.)

I/We would like to buy units in The Health Fund to the value of: £_____ (min £500), at the fixed offer price of 50p held until 24th April and enclose my/our cheque made payable to Medical Investments Ltd. The Managers reserve the right to close the fixed offer early. After the fixed price offer has been closed, units may be purchased at the current dealing price.

(BLOCK LETTERS PLEASE)

Mr Mrs Miss (Forenames)_____ Surname_____

Address_____

_____ Postcode_____

Signature_____

Date_____

(In the case of joint applications, all applicants must set out their names and addresses, and sign on a separate piece of paper.) This offer is not open to people under the age of 18, or to residents of the Republic of Ireland.

THE HEALTH FUND

MEDICAL INVESTMENTS LTD

Why Limit Yourself To Penny Shares—

when other approaches could produce even better results

Take technology for example. Here is a selection of recent winners from this exciting area of the stockmarket

	85/86 Low	Recent High	% Gain
Amstrad	12.8	198	1447
Parkfield	18	278	1444
Sunleigh	5	46	820
Eagle (Audiotronic)	2¾	23	870
Cifer	6	51½	758
Peak Hldgs.	12	98	717
Questy Auto	22	167	659
Zygal	16	110	623
Mainmet	28	195	596
Kode Tel.	65	440	577
Consultants (C and F)	42	256	533
Star Comp.	28	141	404

all prices adjusted for subsequent rights/scrip issues

We believe no other sector offers the same scope for massive capital gains. But to pick the winners and avoid the also-rans you need specialist advice.

Most of these have featured, some close to their lows, in Techinvest, the only investment newsletter exclusively devoted to technology shares on the London market. Read mainly to date by professional investors, it is now available on a subscription basis to private investors.

For a FREE sample copy and details of special introductory offer with unique no quibble money back guarantee, send name and address (Block Capitals please) to

Techinvest (FT4/7), 5th Floor, 29/30 Warwick St., London W1R 5RD

PS: Average peak gain of 1987 Naps is already over 64%!

This advertisement is issued in compliance with the Regulations of The Stock Exchange.

Nationwide Building Society

(Incorporated in England under the Building Societies Act 1874)

Placing of £20,000,000 9 15/16 per cent Bonds due 11th April, 1988

Listing for the bonds has been granted by the Council of The Stock Exchange. Listing Particulars in relation to The Nationwide Building Society are available in the Extel Statistical Services. Copies may be collected from Companies Announcements Office, P.O. Box No. 119, The Stock Exchange, London EC2P 2BT until 7th April, 1987 and until 20th April, 1987 from:—

Fulton Prebon Sterling Ltd., 34-40 Ludgate Hill, London EC4M 7JT

Rowe & Pitman Ltd., 1 Finsbury Avenue, London EC2M 2PA

4th April, 1987

هكذا من الأصل

• FINANCE & THE FAMILY •

Christine Stopp examines a sector which is not designed for ordinary mortals

Property funds start bandwagon

PROPERTY IS an investment which arouses emotions. It is not obvious why. Performance over the past few years has looked much more like that of the fixed interest sector than the UK equity sector, as the table shows.

At present, there are four funds investing in residential property, as opposed to the more common commercial property fund. (Unit trusts are not allowed direct property investment).

Hendersons was the pioneer with its Prime Residential Property Fund, launched in 1981. Over longer terms the fund has performed encouragingly above the sector average, although the latest six-month and one-year figures are not so rosy.

Residential property funds have now become a bit of a bandwagon, with new funds from Schroder and Target during 1986, and another from Providence Capitol in the past few weeks. The Target fund has had considerable success, and now amounts to over £100m.

Before you phone the fund manager and offer him first refusal on your North London Victorian terrace, it is worth defining what a prime residential property fund entails. These are not houses for ordinary mortals, but high-class properties in the most fashionable areas of London, rented by the fund to (largely foreign) corporate clients for sums which may be £1,000 a week and more.

A somewhat limited market for a fund? Not so, say the managers. Properties like these sell at such high prices that the value of the market is very large.

The Target fund is invested 28 per cent by value in Chelsea. As marketing development manager Brian Hulme points out: "One street in Chelsea with, say, 100 properties at £300,000 each, could easily be worth more than the whole fund."

Market indices look promising. The Halifax published figures showing 27 per cent growth in the London property market over the year to the end of February. Over 10 years, the John D. Wood index of Central London house prices has risen by around 500 per cent, compared with about 300 per cent for the Nationwide House Price Index which covers all properties.

RESIDENTIAL PROPERTY FUNDS PERFORMANCE COMPARISON

All figures are on an offer to bid basis to March 1

	6 months	1 year	3 years	5 years
Henderson Prime Resdntl. Property	−8.6	−2.6	34.9	68.1
Schroder Resdntl. Property	−1.5	3.1	—	—
Property sector average	2.2	6.2	24.6	37.1
UK Equity sector average	11.5	22.4	75.5	163.5
Fixed Interest sector average	−3.4	4.3	23.4	70.5

Source: OPAL

Cash flow has always been seen as the principal danger with property funds. As anyone who has ever been caught in a house-buying chain will know, it can take time to realise this sort of asset.

As a last-ditch defence in the event of strong outflows of funds, property funds all have provisions for a "moratorium" period, during which redemption of units is suspended. However, none of the managers could remember the moratorium ever being invoked.

Less drastic, though bad enough, is the defensive measure the Henderson fund was forced to take towards the end of last year: it put the fund on to a bid basis, which resulted in a sudden drop of 8 per cent, and attracted a good deal of adverse comment.

Prices of property funds are not nearly as volatile as those of equity funds. In the case of the Henderson fund, the market flattened off and the price became static compared with dramatically rising equity markets. There was a marked outflow of funds just as Henderson was in any case reducing its liquidity margin.

As a result, the liquidity ratio fell rapidly, hence the decision to go to a bid basis. Large block moves by a small number of brokers did not help.

As director Chris Burrows puts it: "Brokers put money in day by day, but when it comes to taking it out they do it all in one go. The annoying thing was that the downward move in the fund price didn't reflect property values.

"The falling price hurt those who left, not those who stayed. It is important to remember what a property fund is for. It should always, always, be long term. It's crazy to use it as an equity fund."

The view in the industry is that some brokers "behaved irresponsibly" over the Henderson fund. Ian Sampson of W. M. Schroder doesn't mince words on the subject: "Some brokers' understanding of how the basic market works is nil."

He feels that "property is at least as marketable, and valuations are as reliable, as say Japanese smaller companies, or some unlisted stocks." This is scarcely the same, however, as comparing a property fund with a general equity fund.

Property funds will always under-perform the market because of the high liquidity ratio (minimum 15 per cent) they maintain and because the high costs of professional services involved in running such a fund reduces the rental yield.

Target expects a yield of 5-6 per cent net of expenses. Brian Hulme feels these funds are "suitable for investors with money sleeping in the building society." Ian Sampson doesn't think anyone should regard property "as an exciting investment, but 2.5-5 per cent of all portfolios should be in property."

Sampson makes the further point that, with the decreasing attractiveness of bond fund links, an offshore fund might be of more interest to the investor. Henderson, Target and Wm Schroder all offer this option.

CHESS

ANATOLY KARPOV has qualified for a fourth world chess championship match against Gary Kasparov by an emphatic victory in the final candidates match at Linares, Spain. Karpov, 35, defeated Andrei Sokolov, 24, by 7½ to 3½ without losing a single game. His new series against Kasparov is scheduled for the autumn.

Sokolov's poor showing confirms the views of commentators who felt he was lucky to go so far in the title series, particularly in an earlier match against Yusupov where he recovered from two down. Karpov drew his games as Black with the solid Caro-Kann Defence (1 P-K4, P-QB3), while his typical strategy with the white pieces was to probe the defences in the first session, adjourn with a slight edge, and grind Sokolov down in the endgame.

Karpov won the second game in 61 moves, the eighth in 89, the 10th in 63. He then needed only two more draws for the match, so Sokolov changed his previous solid style and launched an all-out attack on the ex-champion's king.

For some time, his active pieces threatened danger, but a single inaccuracy gave Karpov the chance for a decisive counter. Sokolov's position collapsed with surprising speed and Karpov coolly liquidated to an endgame a piece up.

White: A. Sokolov. Black: A. Karpov. Caro-Kann Defence (11th match game 1987).

1 P-K4, P-QB3; 2 P-QB4, P-Q4; 3 KPxP, PxP; 4 PxP, N-KB3; 5 N-QB3, NxP; 6 N-B3.

White normally advances 6 P-Q4, then develops his central attack behind doubled pawns or an isolated pawn. Sokolov's method gives a strong initiative.

6 . . . NxN; 7 NPxN, P-KN3; 8 P-KR4, B-N2; 9 P-R5, N-B3; 10 R-QN1, Q-B2; 11 B-R3, B-B4; 12 R-N5, P-QR3; 13 R-B5, Q-Q2; 14 Q-N3, 0-0; 15 PxP, PxP; 16 B-B4, B-B3; 17 P-Q4?

A natural choice, but White's congested queen's side force gets into a tangle. Critical is 17 N-R4, when if BxN; 18 RxB, P-QN4; 19 B-Q5, N-K4 (if N-R4; 20 Q-N4 with the idea Q-KB4-R6); 20 BxR, N-Q6 ch; 21 K-B1, NxR; 22 Q-Q5 looks at least equal for White.

17 . . . P-QN4; 18 B-Q5, N-R4; 19 Q-Q1, N-N2!

So that if 20 BxN, QxB Black commands the light squares while the QB5 rook is stranded.

20 N-K5, BxN; 21 PxB, NxR; 22 Q-Q4.

Hoping to play P-K6 or R-R5 ch, but this is easily stopped. Black also wins after 22 BxN, QR-Q1.

22 . . . N-Q6 ch; 23 K-B1, Q-R2; 24 BxKP, QxQ; 25 PxQ, N-B5; 26 Resigns. For if 26 BxQR, RxB; 27 B-B6, N-R4 there is no mate and Karpov wins with his extra piece.

Top positions on FIDE's published world rankings are Kasparov 2735, Karpov 2710, Sokolov and Yusupov 2645, Korchnoi 2625. Sokolov's elimination coincided with Yusupov's moderate performance in the USSR championship, where he was in fourth place with a couple of rounds to go.

Thus, Nigel Short, officially 2615 but up to 2640 or 2645 after his Wijk and Reykjavik successes, is now challenging even more strongly for world number three.

Next week, Short begins play at the Swift Banking Services international in Brussels, where his opponents include Kasparov, Karpov and Korchnoi.

PROBLEM No. 666

BLACK (10 men)



WHITE (10 men)

Bator v Lengyel, Stockholm 1986-87. Black has just forked White's rooks with his knight. Should White move one of the attacked rooks, counter-fork by N-Q7, or play a different move?

Solution Page XXIII

Leonard Barden

INSURANCE AND RISK INTELLIGENCE FROM FINANCIAL TIMES BUSINESS INFORMATION

Facts, figures, analysis, market information, early warnings, corporate, financial and technical developments of every kind—FTBI Insurance Information Group's trio of monthly and bi-monthly subscription reports provides these and more for insurance, reinsurance and risk-financing professionals worldwide.

The aims of the three publications are set out briefly below. If you want more information, call FTBI Insurance Information Marketing or complete the coupon below.

WORLD INSURANCE REPORT – published on alternate Fridays 25 times a year is in essence three separate but interlocking newsletters in each issue:

■ National and international marketplaces: developments and technicalities in property, casualty/liability, marine/aviation/transport and specialised contingency and financial risk areas. National and international legislation, conventions and litigation; insurance-related financial and fiscal management pointers; and news from old and new marketplaces including Lloyd's, the Exchanges and the offshore domiciles.

■ World Insurance Corporate Report: intelligence on insurance corporate entities of every kind from multinational reinsurers to specialist pool and syndicate managers, broking houses and other intermediaries.

■ World Loss Log: a fortnightly service for all concerned with the financial and legal response to losses, compensation mechanisms, claims disputes, arbitrations and awards. Includes a page of Pointers to likely future developments in key cases and a chronology of the principal accidents, casualties and catastrophic losses worldwide during the period.

Annual subscription: £375 (UK)/£397 (rest of world), including free binder and quarterly indexes.

LONDON POLICY GUIDE – a two year programme of monthly analysis of wordings, terms and conditions in 24 standard classes of commercial property, liability and group insurances offered by leading UK underwriters and intermediaries. Each issue is prefaced by a Market Overview and comparative tables or matrices of the class being dealt with. There are also regular update sheets on new or revised policies. Two-year subscription: £595 (UK)/£610 (ROW).

WORLD POLICY CHECKLIST – monthly international report on commercial, corporate and group insurance products and packages. Compact outlines of policy objectives and terms for upward of 200 contracts of all kinds, including new financial protections and major association programmes, generated in all significant world markets are published each year. Each issue also includes introductory articles on problems and opportunities in the areas of insurance coverage, demand, capacity, regulation of terms and marketing in the various countries. Annual subscription: £150 (UK)/£160 (ROW).

SEND NOW FOR FREE TRIAL ISSUES

YES, please send me a FREE sample copy of each of the newsletters I have marked along with subscription details. I understand that I am under no obligation to take out a subscription.

☐ WORLD INSURANCE REPORT

☐ LONDON POLICY GUIDE

☐ WORLD POLICY CHECKLIST

Name
Position
Organisation
Address
Postcode
Country Tel No
Telex No Fax No
Nature of Business

Send to: The Marketing Dept, FT Business Information, Tower House, Southampton Street, London WC2E 7HA. Or telephone the Marketing Dept. (01) 240 9391.

Registered Office: FT Business Information Ltd, Bracken House, 10 Cannon Street, London EC4P 4BY England. Registered No. 980896

FTBI FT BUSINESS INFORMATION

FT 3/87

12·1%* A YEAR

IMMEDIATE INCOME PAID FREE OF TAX†

THE FUND – primarily invests in "exempt" British Government Securities (Gilts). These are Gilts which are not liable to any U.K. taxation.

QUARTERLY DIVIDENDS – paid free of any withholding taxes.

A REAL RETURN – Inflation is now under 4%, the Fund therefore provides a real return of more than 7%.

NO FIXED TERM – the investment can be held for as long as you wish, you can sell at any time, on any business day.

MINIMUM INVESTMENT £1,000
The Fund has been certified as a "Distributing Fund" under the provisions of the U.K. Finance Act 1984 in respect of its latest account period.

MIM BRITANNIA INTERNATIONAL
MIM Britannia International is part of Britannia Arrow Holdings PLC, a U.K. public company, capitalised at over £300m with over 30,000 shareholders. Companies within the Britannia Group manage investments valued in excess of £8,000m from international offices in London, Boston Denver, and Tokyo. Investments clients include pension funds, unit trusts, mutual funds, institutional and private accounts.

Investors should note that the price of shares can go down as well as up and that past performance is not a guide for the future.



MIM BRITANNIA

JERSEY GILT FUND LIMITED

COMPLETE COUPON – and receive a detailed letter, together with our latest investment bulletin and the Fund brochure, *including your application form.*

*Calculated as at 30th March 1987.

†The Fund is based in Jersey and is listed on The Stock Exchange, London. NOTE – U.K. resident shareholders will, depending on their circumstances, be liable to U.K. taxation in respect of dividends they receive. Investors should recognise that whilst Gilts provide a very high immediate return, the prospects of capital gain in the future may vary. The Fund should therefore be considered as part of an overall balanced portfolio.

MIM Britannia International Limited
P.O. Box 271, Queensway House, Queen Street, St. Helier, Jersey, Channel Islands.
Telephone: Jersey (0534) 73114 Telex: 4192092

A member of the Britannia Arrow Group Investment Services Worldwide

MIM Britannia International Limited
P.O. Box 271, St. Helier, Jersey, Channel Islands.
Please send me the Explanatory Memorandum for MIM Britannia Jersey Gilt Fund Limited on the terms of which alone applications will be considered.
NAME
ADDRESS
FT 4.4

MANAGERS: MURRAY JOHNSTONE LIMITED

MURRAY INTERNATIONAL TRUST PLC

Results for the year ended 31 December 1986

	1986	1985
Equity shareholders' interest	£258,884,717	£213,107,140
Asset value per share	216.7p	178.5p
Revenue available for ordinary shareholders	£6,022,118	£5,599,155
Earnings per ordinary share	5.14p	4.78p
Ordinary dividend per share—interim	1.50p	1.50p
—final	3.50p	3.00p
Capitalisation issue in B ordinary shares	2.42418%	2.523%

Investment Policy

To achieve growth in net asset value and a steadily rising income through an international portfolio.

Highlights for the year ended 31 December 1986

* Over the year, additional funds have been committed to the UK and Hong Kong equity markets in expectation of strong performances in 1987. Elsewhere, the general policy has been to increase investments in weak currency areas and reduce it where currencies are strong.

* Net asset value per share over the past five years has increased by 173.7% compared with an average increase of 168.3% for all investment trusts, and 166.8% for the F.T. Actuaries All-Share Index over the same period.

* The directors recommend a final dividend, in respect of the year ended 31 December 1986, on the ordinary shares of 3.5p per share making 5.0p per share for the year—an increase of 11.1%.

* Over the last five years, dividends have increased by 177.7%—which compares with a rise in the Retail Price Index, over the same period, of 27.6%.

Copies of the report may be obtained from the Secretary, Murray Johnstone Limited, 163 Hope Street, Glasgow G2 2UH. Telephone: 041-221 9252.

FT FINANCIAL TIMES CONFERENCES

INTERNATIONAL COLLABORATION IN AEROSPACE

– Problems, Progress & Prospects

Paris 9 & 10 June, 1987

FT FINANCIAL TIMES CONFERENCES

For information please return this advertisement, together with your business card, to:
Financial Times Conference Organisation
Minster House, Arthur Street, London EC4R 9AX.
Alternatively, telephone 01-621 1355 telex: 27347 FTCONF G. fax: 01-623 8814

GRANVILLE

SPONSORED SECURITIES

High	Low	Company	Price	Change	Gross div.(p)	Yield %	P/E
161	118	Ass. Brit. Ind. Ordinary	157xd	—	7.3	4.6	9.6
163	121	Ass. Brit. Ind. CULS	163	—	10.0	6.1	—
40	28	Armitage and Rhodes	37	—	4.2	11.4	5.2
80	64	BBB Design Group (USM)	76	—	1.4	1.8	18.1
222	166	Bardon Hill Group	220	—	4.6	2.1	25.0
113	55	Bray Technologies	113	—	4.3	3.8	13.4
138	75	CCL Group Ordinary	134	—	2.9	2.2	9.5
107	86	CCL Group 11pc Conv. Pf.	101	—	15.7	15.5	—
271	116	Carborundum Ord.	270	+1	9.1	3.4	13.0
94	90	Carborundum 7.5pc Pf.	94	—	10.7	11.4	—
125	75	George Blair	93	—	3.8	4.1	2.4
117	57	Ind. Precision Castings	117	—	6.7	5.7	10.5
176	119	Isis Group	121	—	18.3	—	—
124	101	Jackson Group	124	—	6.1	4.9	8.4
377	290	James Burrough	368	−1	17.0	4.6	10.3
100	89	James Burrough 9pc Pf.	92	—	12.9	14.0	—
1,035	342	Multihouse NV (AmstSE)	705	+5	—	—	36.9
380	260	Record Ridgway Ordinary	363	+1	—	—	6.6
100	83	Record Ridgway 10pc Pf.	86	—	14.1	16.4	—
91	67	Robert Jenkins	86	—	—	—	3.8
77	30	Scruttons	77	—	—	—	—
154	67	Torday and Carlisle	153	—	5.7	3.7	9.3
340	321	Trevian Holdings	324	—	7.9	2.4	6.7
81	42	Unilock Holdings (SE)	83	−1	2.8	3.4	15.3
131	65	Walter Alexander	131	—	5.0	3.8	12.5
200	190	W. S. Yeates	193	—	17.4	9.0	19.3
106	67	West Yorks Ind. Hosp. (USM)	102	—	5.6	5.5	14.6

Granville & Company Limited
8 Lovat Lane, London EC3R 8BP
Telephone 01-621 1212
Member of FIMBRA.

Granville Davies Coleman Limited
27 Lovat Lane, London EC3R 8DT
Telephone 01-621 1212
Member of the Stock Exchange

MUIR-CARBY, BØTTKJÆR LTD.

Has moved to

56-60 Gresham Street,

LONDON

EC2V 7BB

Telephone: 01-600 4503

Fax: 01 606 2316

Telex: 916136 mugabe G

BANK JULIUS BAER is one of the most respected private banks in Switzerland and has been so for nearly a century.

Today, through its London branch, it offers a range of financial services specially tailored for the Lloyd's Name.

A special service for Names at Lloyd's.

From one of the leading names in investment.

Specifically:

■ Guarantees or letters of credit which can be lodged in place of securities required for the Lloyd's deposit.

■ A choice of asset location outside the UK, whilst still providing a guarantee acceptable at Lloyd's through Bank Julius Baer London.

■ The freedom to invest in international securities those funds supporting the guarantee. (Under Lloyd's rules, foreign securities are not normally allowed to be lodged as part of the deposit).

■ Investment management specifically designed to enhance growth opportunities whilst minimising risk through a consistent and proven approach to world fixed-interest and equity markets.

■ Professional staff who are fully conversant with Lloyd's administrative requirements.

■ Account facilities enabling the deposit and withdrawal of Lloyd's related income and expenditure.

Bank Julius Baer's service for Lloyd's Names will be fully described at a series of seminars to be held in London and various locations in the United States.

For a list of seminars, and your personal invitation to the most convenient one for you, please contact Cliff Slater, Bank Julius Baer, Bevis Marks House, Bevis Marks, London EC3A 7NE. Or simply telephone 01-623 4211.

JB BANK JULIUS BAER
For the fine art of Swiss banking.

Get agreement in writing

The boundary line between my parents' and neighbours' houses runs between their respective garages, which are each set back some 15 inches from the boundary line. Some four years ago, the neighbours converted their garage into living accommodation, at the same time incorporating their entry, which ran between their house and garage, into their scheme. They therefore had no access, apart from through their house, to their back garden.

With my parents' permission, they have utilised the gap between the garages for such access. They get on very well together and no formal agreement or written permission, etc, was given. I am concerned that at some time in the future, we might wish to utilise this space. What action should my parents take to ensure that they retain full ownership and rights over their half of the pathway?

Your parents can get the neighbours to write them a letter acknowledging that the neighbours' use of that part of the part of the pathway owned by your parents is with your parents' consent by way way of a revocable licence. This will ensure that your parents' position is preserved for at least 40 years.

Permissible CGT losses

In your issue of September 28 1985 you replied to a reader's query regarding CGT losses under the heading "What you are allowed to lose."

Can you update that information please as my HMIT is not impressed.

You will have seen from the FT Law Report of January 13 that the Revenue's appeal in Elliss v BP Oil Northern Ireland Refinery Ltd was dismissed unanimously by the Court of Appeal.

We have consistently maintained over the years (the earliest published comment being in our column on May 7 1977, as far as we can trace) that the deduction of allowable losses is permissible, not mandatory. An allowable loss is something which a tax inspector must allow if the taxpayer wishes: it is not something which a tax inspector can force down a taxpayer's unwilling throat. Following the Appeal Court's confirmation of Mr Justice Walton's decision in the BP Oil Northern Ireland Refinery case, it seems inevitable that the Board will concede that its original view on the willy-nilly deductibility of allowable losses has now become untenable.

Misleading tax advice

I have a property in my name with a mortgage of £30,000 and my wife has a property in her name with a mortgage of approximately £6,000 outstanding, which is occupied by her widowed pensioner mother. I know that one is entitled to tax relief on a second property occupied by a dependent relative, as in this case, but is our combined entitlement still limited to a maximum of £30,000?

I am now told by the Inland Revenue that the answer is "Yes" but in a previous correspondence the HM Inspector of Taxes said "you are correct in thinking that as well as you being entitled to tax relief on £30,000 of your personal private residence, tax relief is also given for mortgages held on property occupied by a dependent relative."

Could you enlighten me as to the correct point of law.

The answer is Yes, we are sorry to say. You will find confirmation of this in the free explanatory booklet IR11 (Tax Treatment of Interest Paid), which is obtainable from tax inspectors' offices.

As you were misled by a tax inspector who had not taken the trouble to look at paragraph 5 of schedule 1 to the Finance Act 1974, you have a potential ground for a complaint to the Parliamentary Commissioner (the Ombudsman). If you are not satisfied with the compromises offered by your current tax inspector in respect of the excess mortgage interest, you may wish to contact your MP (as suggested in the Taxpayer's Charter, issued last July jointly by the Inland Revenue and the Customs & Excise).

BRIEFCASE

No legal responsibility can be accepted by the Financial Times for the answers given in these columns. All inquiries will be answered by post as soon as possible.

Offensive chickens

Situated near to my home is a poultry farm, which in the past gave little cause for complaint. A few years ago, however, the farm changed hands, and has since been greatly extended and intensified, in fact many residents complain, but more especially myself. Buildings with extractor fans have been brought to within 3 ft of my garden boundary, and most of the time it is not even possible to enjoy the pleasure of my garden, and my home is also now affected. Visitors complain to me and ask what am I doing about the nuisance? Have we much chance of success if we resort to law for the nuisance to be abated?

It is very likely that you could obtain and injunction requiring the farmer to abate the nuisance. We cannot tell whether the degree of offensiveness of the smell is sufficient to amount to a common law nuisance, but it is quite likely to. It is important that you should not have allowed too long a period to elapse since the nuisance reached its height. You would be wise to consult a solicitor as soon as possible.

Pursuing a tax credit

When my niece, who has been resident in Grand Bahama for 21 years, was visiting me recently, she showed me a dividend warrant for shares in Shell Transport purchased in about 1965, and I asked if she had claimed the tax shown. Can she claim any tax paid over the years, if so how many years?

It is not strictly correct to talk about "tax paid" on your niece's Shell Transport dividends in recent years: deduction of income tax from dividends of UK companies was abolished from April 6 1973. Nevertheless, as she is a Commonwealth citizen she may be entitled to some payment of tax credit (in respect of dividends paid after April 5 1980) but this depends upon the size and composition of her worldwide income; we are assuming that she is single. A claim for 1980-81 must be submitted (to the Inland Revenue Claims Branch, Foreign Division, St John's House, Merton Rd, Bootle, Merseyside, UK, L69 9BB) before Sunday April 5. A free explanatory booklet, IR20 (1986), entitled Residents and Non-residents: Liability to Tax in the UK, is obtainable from Claims Branch or from your own tax inspector's office.

BRIDGE

WHEN a hand, which requires special technique to fulfil the contract, appears in print, the sceptics are inclined to say: "Oh, that is contrived. It does not happen over the table." To refute the sceptics, let me give you two hands that occurred a week ago in the same rubber. Here is the first:

N
♠K62
♡543
◇A742
♣976

W
♠Q3
♡862
◇QJ86
♣10542

E
♠A
♡QJ109
◇53
♣AKQJ83

S
♠J1098754
♡AK7
◇K109
♣—

Neither side was vulnerable but East-West had a part score of 40 when East dealt and opened with three clubs. Sitting South, I overcalled with four spades, and after two passes East competed with five clubs. North raised to five spades and all passed.

West led the two of clubs, East produced the knave, I ruffed, and ran the five of spades. East took her ace and switched to the queen of hearts. I won with the ace, crossed to the king of spades, drawing West's trump, and ruffed a club.

I could get home if diamonds broke evenly but I dismissed that chance as unlikely. So I decided to play East for four hearts and two diamonds and operate an endplay. I led the ten of diamonds, West covered with the knave, and dummy's ace won. I ruffed the last club to eliminate that suit, cashed the diamond king to strip East of that suit, and played king and another heart. East won, and was endplayed. She could not avoid conceding a ruff discard whether she played a heart or a club.

My left-hand opponent, none other than my friend and frequent partner Lewis Ellison, sportingly said: "Well played."

This was the hand which followed:

N
♠A863
♡KJ
◇A96
♣KJ109

W
♠—
♡Q9732
◇KQ1083
♣Q82

E
♠J1042
♡10654
◇J2
♣653

S
♠KQ975
♡A8
◇754
♣A74

I opened with one no-trump on the North cards (I have altered the positions for convenience), and my partner replied with three spades. Holding a minimum, I was tempted just to bid four spades but with two first round and two second round controls, good intermediates, and four spades I decided to bid four diamonds. South said four hearts, I said four spades, and South rather optimistically jumped to six spades.

West led the king of diamonds, which did not help our cause, and the ace won. As a safety play against four trumps in East's hand—nothing can be done if West holds them—dummy's ace should be played. When the 4—0 break is revealed, the declarer can pick up East's trumps by finessing twice. Alas, my partner played the three of spades to her king, and although she took the right view in clubs by finessing against West for the queen, she went one down.

The cards did not forgive and we lost the rubber. Funnily enough, two days later I was faced with the identical situation in a diamond contract. led low from my five diamonds to the king, queen, and nine to dummy's four to the ace, and found East with the four missing trumps.

E. P. C. Cotter

Week end Businesses

10½% NET INTEREST PER ANNUM

HIGH YIELD ACCOUNT £500 min.
ALL AMOUNTS 10½% p.a. net fixed

Interest may be paid annually, half-yearly or, for deposits over £50,000, monthly. One year's notice to redeem, no penalty during notice period. For full details simply send this advert with your name and address.

Inquiries from brokers, financial advisers, etc., welcomed.

Tick your requirements

BRADFORD INVESTMENTS PLC (D5)
91 Manningham Lane, Bradford, West Yorkshire BD1 3BN
Phone (0274) 725748 or Answerphone (0274) 737548

Licensed Deposit Taker *Established 1972*

B.E.S. INVESTMENT

Qualifying Company, Commenced Trading November 1985 Manufacture, Installation, Service and Repair of Passenger, Goods and Stairlifts for local Authorities and Private Sector.

**First Period T/O £123,000*
**Orders in Hand £329,000*

Plenty of Potential – Invites Interested Parties

Apply to:

Box No. H1864, Financial Times, 10 Canon Street, London, EC4 P4BY.

This advertisement does not constitute an offer or invitation to subscribe to shares.

HEADHUNTER

A young (established 2 years) pragmatic Search Consultancy prestige client list, handling a range of senior management appointments (£20,000-£40,000 salary range) now seeks contacts with other organisations or interested individuals, for possible merger or partnership. We are growing, profitable, with a small quality team, now keen to expand and develop. Thames Valley based. Would like to hear from experienced Recruiters or top business people seeking a career change, who feel they can contribute to and participate in future growth of our existing activity or established new areas of operation.

WRITE BOX F7124, FINANCIAL TIMES
10 CANNON STREET, LONDON EC4P 4BY

FOLKARD & HAYWARD
EXCELLENT INVESTMENT

Freehold period building, minutes from Sloane Square, consisting of five flats, in very good condition, each with Reception, Kitchen, 2 Double Bedrooms, Bathroom, Shower Room, Sauna. Lift. Perfect letting investment. Vacant possession. £1.1 million
Please contact: Teresa Miller, Folkard & Hayward, 150 Walton Street, London SW3 2JJ. 01-584 6371

100% IBA
Enterprise Zone Investments
BROMBARD
0273-728311

BUSINESS DEVELOPMENT FINANCE

If your company owns a freehold worth over £½m and it needs some innovative finance/refinance we have a client who might help
Please write to:
K. Clive, FCA, Halpern & Woolf
Business Consultants
Chartered Accountants
301-5 Euston Rd, London NW1 3SS

PRIVATE SPORTS CENTRE
NORTH CENTRAL LONDON
(2 miles NW City)

Successful Sports Company is building Indoor Sports Centre on 1½ Acre site and will consider
INDIVIDUAL INVESTMENTS
(Minimum £200,000)
FROM PERSONS WISHING TO USE THE FACILITY
and who would be given direct say concerning the membership and facilities provided

Principals only please
No brokers or advisers

Write Box F7285, Financial Times
10 Cannon St, London EC4P 4BY

SHARE PARTNER
REQUIRED FOR
ABERDEENSHIRE FARMER
wishing to buy neighbouring farm
Vacant possession retained
Any sums in excess of £200,000 considered

SHARE FARMING
Other opportunities available in SOUTHERN SCOTLAND AND NORTHUMBERLAND
Apply:
R. M. Landale
JOHN SALE & PARTNERS
20 Glendale Road, Wooler
Tel: 0668 81811

FREEHOLD INVESTMENT PROPERTY
2.6 ACRES E. ANGLIA COAST
Leased to Blue Chip PLC 16 years remaining (rent review 1987 £20,000) approval housing development. Huge capital gain potential
Write Box F7281, Financial Times
10 Cannon St, London EC4P 4BY

Business Services

The Company Specialists
Incorporation and management in UK, Isle of Man, Channel Islands, Turks, Panama, Liberia, Gibraltar, Hong Kong, etc. Domiciliary and nominee services.
INTERNATIONAL CORPORATE SERVICES
Springfield Court, New Castletown Road, Douglas, Isle of Man. Tel: (0624) 26000
Telex: 628884 Select G
Fax: 0624 28066
London Representative:
Select Corporate Services (UK) Ltd.
Stanbrook House,
3-5 Old Bond Street,
London W.1.
Tel: 01-493 4344
Tlx: 28287 SCSLDN G
Fax: 01-491 0925
I·C·S

Businesses Wanted

WANTED
Manufacturing company
Turnover up to £5m
Based in London/Home Counties
Specialising in injection moulding/fabrication of plastic products
Write Box H1884, Financial Times
10 Cannon St, London EC4P 4BY

Businesses For Sale

Humberts Leisure

NORTH CORNWALL
Atlantic Coast 10 minutes
A beautifully presented Holiday Complex with detached lodges and fine farmhouse
8 holiday lodges, 5 bedroom farmhouse and annexe
Laundry room, games room, 2 lakes and grounds
PRICE: OFFERS IN EXCESS OF £380,000
Joint Selling Agents: Kivells, Holsworth - Tel: (0409) 253688
Humberts Exeter Office - Tel: (0392) 211555
(05/0388/HCBS)

DOON VALLEY MINING COMPANY LIMITED
COAL MINE FOR SALE

Developing private mine in Scotland offers large reserves of high quality coal in two licensed seams in virgin area with additional large opencast potential. Seams 8 feet and 4 feet thick, clean section. Principals only apply in writing to:

David Hargreaves, Romanwalk Ltd.,
PO Box 416, London NW3 7LT.

SPECIALTST SECURITY PRINTERS
(Sole Proprietor)
EAST ANGLIA
Established 1980
Turnover £550,000
Profit before tax £200,000
Small stable workforce
Offers invited based on the trading results plus market value of modernised freehold factory
Write Box H1885, Financial Times
10 Cannon St, London EC4P 4BY

Substantial profitable private limited company
ENGAGED IN TRANSPORT & WAREHOUSING ACTIVITIES
In central southern England
For sale due to prospective retirement. Turnover approx £2m
Outright sale or additional participator considered
Write Box H1883, Financial Times
10 Cannon St, London EC4P 4BY

READERS ARE RECOMMENDED TO SEEK APPROPRIATE PROFESSIONAL ADVICE BEFORE ENTERING INTO COMMITMENTS

Owner interested in selling
SMALL WELL ESTABLISHED INTERNATIONAL COMMODITY BUSINESS
Pleasant office, all facilities, situated City London. Price envisaged £50,000 plus very reasonable short service contract
Suit European company interested in obtaining foothold in London

Write Box H1886, Financial Times
10 Cannon Street, London EC4P 4BY

INTERNATIONAL TAXATION

The Financial Times proposes to publish a Survey on the above subject on:

MAY 6 1987

Topics to be discussed include:
This rise of Value Added Tax
Income tax reform
The Growth of International Tax Consultancies

For a full editorial synopsis and details of available advertisement positions, please contact:
Claire Broughton
on 01-248 8000 ext. 3234

The content, size and publication dates of the Surveys in the Financial Times are subject to change at the discretion of the Editor

GROWTH PORTFOLIO UP 259%

Your own Portfolio. Managed by the Unit Trust Managers of the Year.†

You don't have to know anything about unit trusts to make the best investments. Fidelity's Portfolio Management Service does it all for you.

For a minimum investment of £10,000 our experts can provide a unit trust portfolio to match your needs. They will manage it day-to-day, placing your money in Fidelity's top performing range of unit trusts. For example, our Growth Portfolio is up over 259%* since launch, September 1982.

Remember, the price of unit trusts can go down as well as up. But you'll be secure in the knowledge that your money is being actively and professionally managed by the world's largest unit trust group.

Call our investment advisers today — the lines are open from 9 a.m. to 5 p.m. every weekend and from 9 a.m. to 9 p.m. during the week.

Alternatively, contact your professional adviser or return the coupon below.

*Offer to bid net of all charges and fees to 28th February 1987. †Awarded by Money Magazine.

Calltree Fidelity 0800 414161

To: Fidelity Investment Services Limited, River Walk, Tonbridge, Kent, TN9 1DY.
Please send details of your Fidelity Portfolio Management Service.

Full Name: Mr/Mrs/Miss _____
Address _____
_____
_____
Postcode _____ FTB

Fidelity

Fidelity
MAKING MONEY MAKE MONEY

هكذا من الأصل

• DIVERSIONS •

The glass of fashion

LOOKING BACK at the controversy that raged around the ending of the opticians' monopoly in December 1984, my suspicions at the time (which was that all the whingeing about the "commercialisation of optics" was just one professional group seeking to keep to itself its monopoly and its profits) seem abundantly justified.

Today the consensus is that professional standards are, if anything, higher than ever before. The equipment, both for testing eyes and for grinding lenses, is better and more advanced, while the possibilities for tinting and protecting lenses as well as for coping with specialist sight problems have all increased enormously.

The post-Thatcher spectacle shops have made the buying of specs cheaper, faster and a lot more fun. Even the staidest of opticians, against whom I railed roundly for their prices, their dullness and their slowness, are now sending out jolly brochures full of alluring articles and equally alluring spectacles. They've been forced to bring their prices down, speed up deliveries and smarten up their ranges.

One leading optician that I spoke to told me that he was paying more 15 years ago for lenses than he does today; that fashion frames which used to cost about £100 a throw can today be bought for about £40; and where his shops (the George Davis chain) used to carry about 350 frames per shop, today the average stock is about 1,000.

The style of selling, too, has changed. Where once most opticians purveyed a serious, medical air, more in keeping with the delivery of dire news, today there are usually no separate dispensing rooms. Rather there are open-style shops where customers may browse, see prices clearly displayed, choose and try on as they might shoes or hats. Instead of waiting a couple of weeks for the right lens and frames, all George Davis shops have glazing on site, lenses can be cut there and then and only if specialist tinting or a very special lens is required do customers have to wait longer than a day.

For children under 16 (or under 19 if in full-time education) and for those entitled to supplementary and some other forms of benefit, one great boon has been the introduction in July 1986, of the voucher system.

This means that where before they had the choice between either a NHS frame or paying the full cost of a more fashionable frame, today they are entitled to a voucher varying in price between £14.25 and £66, depending upon the lenses required. This voucher can be used to contribute towards the cost of a pair of more expensive glasses. In the old days, somebody who wanted a non-NHS frame had to forfeit any NHS contribution.

The voucher, according to a spokesman for George Davis, has revolutionised the children's spectacle market in particular. In the old days this market was mainly in the limited range of NHS frames and most opticians would offer perhaps six "fashion" frames. Today, with many more parents willing to pay the difference between the voucher and a more pleasing frame, the choice usually runs to at least 30 models.

Though few parents can afford or would wish to buy their children a "wardrobe" of spectacles (apart from anything else, children being children tend to lose, break and grow out of any frames they have), they are at least able to soften the blow of having to wear specs by buying them in brighter colours, with more flattering frames.

Several opticians (including George Davis and Dollond & Aitchison) now find the children's market so profitable that they have introduced special children's corners and, like the Dollond & Aitchison "Roland Rat" range, special frames—all a far cry from pre-voucher days.

While the expansion of the fashion frame market is self-evident what is perhaps less evident is the increasing sophistication of lenses. Today the lens possibilities are almost limitless. Apart from single vision lenses and bifocals, there are now trifocals so beautifully made that the wearer has almost continuous vision without anybody else being aware the spectacles are anything out of the ordinary. Ask, too, about varifocals if you need glasses for long, close and middle distances—these, like trifocals, need careful prescribing so allow plenty of time for the consultation.



Catching on fast are eyeguards for squash players—Dolland and Aitchison sell them at £24.95 with plain lenses, £34.95 for single vision prescription lenses.



Drawing: Anne Morrow

Most good opticians these days carry excellent ranges of frames. Here we sketch some of the currently fashionable looks—these frames all came from For Eyes.

a) Tortoiseshell look Raybans with dark shades for the film-star look. £45.
b) Anglo-American's fine tortoiseshell frames with high gold bridge. £64.50.
c) Bright yellow frames by Christian Dior, orange tinted lenses. £129.50.
d) Another, slightly thicker, round tortoiseshell frame from Anglo-American, £64.50.
e) Gold and black trim frames by Fiorucci, dark tinted lenses. £25.
f) Blue and black zebra-patterned frames by Anglo-American. £64.
g) Perfectly round steel rimmed frames with mirrored lenses. By Fiorucci. £25.
h) Slim gold rimmed Cartier specs—successful executive look. £185.

Lucia van der Post

HOW TO SPEND IT

Specialist problems — like glasses for sport, for X-ray technicians, for VDU operators, for those who have had cataract operations—are all catered for with increasing success. Anybody who wants to see the full range under one roof might like to know that towards the end of April Dolland & Aitchison will open one of the largest specialist optical stores in England. They call it Eyeland House; it will open at Colindale, London, NW9. Over 4,000 square feet will be given over to some 3,000 different frame styles (take your time!), as well as a video system which will allow you to try on different styles of frames and then see how they look on the replay.

There will be a special contact lens department (nowadays you can change the colour of your eyes to match your outfit by simply changing lenses) as well as counters dealing with every other spectacle problem from sports to sun, from safety glasses to monocles and lorgnettes.

For those who can't make it to Colindale it is worth remembering that Debenham's stores have special optical departments (the name, "Pearle Vision" is ghastly but never mind—the service is excellent). There you can have a professional National Health eye test, try on a wide range of frames and have the prescription made up within the hour.

Nearly all the established opticians have smartened up their act—George Davis, Dolland & Aitchison, new boys For Eyes and many other chains will give you excellent advice and all the fashion choice you need.

If you're interested in current trends their answer is almost unanimous — tortoiseshell, tortoiseshell and more tortoiseshell. Raybans are still going strong, and those who go in for a "wardrobe" of spectacles go in for colours to match their outfits. For what it is worth, almost every short-sighted fashion editor in town sporting a pair of Anglo-American's slim, tortoiseshell rimmed frames not unlike the famous round-rimmed National Health specs universally despised by all except John Lennon (see them sketched second from top left).

CHOOSING A FRAME

NOW that glasses have become more than just an aid for the myopic, the long-sighted and the astigmatic, they should be fun to wear and, above all, flattering. Much advice is dispensed about what shapes of frame suit which faces, and most of this is so much gobbledegook—who, after all, has a face which fits the square, heart-shaped, rectangular or oblong categories most often referred to?

As with everything else, there is no substitute for experimenting and shopping around. A high bridge can make undistinguished noses look a little lengthier and more distinguished; a wide frame can make close-set eyes look more obvious. Above all, make sure frames are fitted properly, by the optician, ensuring that they sit properly over the eyes and on the bridge of the nose.

MAKE-UP

PUTTING on make-up is hazardous for those who can't see properly without glasses. It's a good idea to invest in one of those folding zoom mirrors, and make sure you put it in a good light. Those seriously into eye make-up could invest in a pair of "make-up" specs: these have moveable lenses; you keep one lens over one eye and move the one on the eye you're painting.

Remember that lenses for long sight magnify the area around the eyes, which may include lines, bags and wrinkles as well as their wondrous blue. The long-sighted should therefore go easy on the make-up and wear as little as they can get away with.

Lurid colours don't look good behind specs either, so keep the eye-shadow as subdued as possible. Mascara often causes trouble—the well-endowed may find their eyelashes beating up against their glasses. Wear runproof and waterproof mascaras.

CONTACT LENS USERS

APPLY make-up after you have put in your lenses and remove make-up before you take out your lenses. Don't use mascara that consists of fibrous particles because these easily flake into the eye. Also avoid dusty eye shadow, very greasy eye make-up removers, and eye-shadows which may slip into the eye itself. Choose the allergy-tested brands of make-ups and removers like Almay, RoC, or Clinique.

Eyecare and Optique are two ranges of oil-free eyecare cosmetics specially developed for contact lens wearers and for people with sensitive eyes. They have been tested to make sure they don't scratch the lenses or the cornea, or cause any chemical reactions. Both Eyecare and Optique sell in good opticians.

EMERGENCIES

If you go to the US, look out for those over-the-counter magnifying specs in several strengths, which can usually be found more cheaply than in the UK. I keep a couple of pairs around in case I lose my glasses — a depressingly frequent occurrence.

Commuters to Victoria Station might like to be reminded that The Glass House at 7 Wilton Road, London, SW1, sells emergency reading glasses without prescription over the counter—a great success with commuters who arrive at work having forgotten their specs at home. This is not a substitute for a proper eye test; you should check up with a qualified optician, but it is a useful emergency service for those who need a simple magnifying lens. Prices range between £9.75 and £19.75.

Some spring lambs skip out of flavour

FOOD FOR THOUGHT

HAVE YOU ever thought of a sheep as an automated, eco-efficient muck spreader? According to Edmund Sandars, in the enticingly-entitled *The Beast Book for the Pocket* (OUP 1937), they were once highly rated as such. In a learned footnote, he quotes a Yorkshire keeper as saying: "Sheep is gran' things. They ligs (lay or spread) their own moock and trondles (treads) it i t'ground."

Sandars goes on to list 38 different breeds including the romantically named Lancashire Lonk, the norse-sounding Devon Longwool, and the seductive Devon Gritstone. Some of the breeds known to Sandars still end up as leg or shoulder or chop in homes up and down the country. Others, sadly, linger on only in the care of the Rare Breed Survival Trust.

However, this sudden flurry of information has been sparked off less by an interest in sheep as *ovis aries* than by an advertisement for spring lamb I saw the other day. I sometimes think that ads are a more reliable guide to the changing season than the daffodil or the crocus.

Even at this very moment, apparently, the first of the "spring" or new season's lambs are skipping to our tables and will be with us by Easter. Paschal lamb is a gastronomic condition, as well as a religious one, particularly over on the continent where milk-lambs are thought of highly. But have you ever wondered how a season that is new in April can still be new in October? Is this really a natural state of affairs? Or simply another cunning ploy of the meat industry?

The answer, of course, is really quite mundane, and it has all to do with the accommodating nature of the sheep. Unlike us, different breeds breed at different times.

The Dorset Horn and the Dorset Down get together on the rolling hills of the West Country in September and October ready to produce in January and February, 152 days being the gestation period on average. Then the turn is passed on to the Swaledale and Blue-faced Leicesters of Suffolk and the eastern counties, which look after us during July and August. Finally, the hardy Scottish and Welsh hill breeds see out the season in September and October. If we stretch a point as far as New Zealand, we can practically have new season's lamb all the year round.

Before I get buried beneath an avalanche of letters from angry farmers about the actual breeding dates of their particular flock, let me quickly add that this is only the approximate guide, not a definitive one.

However, the real question is whether there is any difference in flavour. According to John Brewster, the Lamb Lord of Smithfield, the answer is a thunderous "No." He maintains there is no connection between breed and flavour, although he does concede that there might be one between diet and flavour.

Brewster speaks for the trade and for the farmer, and I have no doubt he speaks the truth. What the trade and the farmer want is an economically viable animal that will produce consistent results to a consistent specification, or conformation as it is known in the trade — ie, more meat in the expensive cuts such as saddle, legs and ribs, and less in the less expensive cuts such as shoulder. Cross-breeding with breeds like the Dutch Texel is carried out with a view to achieve the perfect shape, not to improve the flavour.

I have remarked before on the effects of economics on food —conformity, uniformity, profit. Very little lamb is hung properly for the same reason.

A lamb is a lamb until its milk teeth give way to adult incisors after about 12 months. Then lamb becomes a hogget; it turns into mutton after three years, but not many sheep live that long. So a lamb, particularly a spring lamb, is an immature animal. It hasn't had much chance to develop any flavour of its own but it is tender. Flavour? Do me a favour.

So, that's what we get. Yes, it has a nice, fresh rosy colour with a touch of intra-muscular fat. Darker meat will show it is an older animal, or possibly one of the late Welsh or Scottish breeds, depending on the time of year. These should have more flavour but, if they have not been hung, will probably be on the tough side. There should be a covering of white fat about one-eighth of an inch thick. Creamy or yellow fat is definitely not recommended. And that's your classic nice, juicy, tender bit of lamb — perfectly agreeable in its way, but more a vehicle for redcurrant jelly than a tasty little number in its own right.

The other day, I discovered just how tasty this meat can be when I carved up a couple of legs of Hebridean lamb from Heal Farm in Devon. I strongly recommend that everybody should try them once a year at least. True, they were small. True, they were expensive (over £4 a lb). But they were absolutely delicious.

The texture was denser and finer than what I had been used to, and the smell as they roasted was quite rank. But they were as tender as any normal leg and the flavour was superb — distinctive, slightly gamey and delicate.

Heal Farm is part of the Rare Breed Survival Trust and hangs all its lamb, even the Southdown varieties, much longer than is the conventional wisdom. My two legs had been in the chill room for three weeks. Ann Wilson of Heal Farm readily admits that such an operation isn't really commercially viable unless they charge prices substantially higher than those in the high street, and there aren't many people prepared to pay them.

Or are there?

● *Heal Farm, King's Nympton, Umberleigh, Devon EX 37 9TB. Tel: 076 95 2077.*

Peter Fort

Cookery

Small is spiced with sadness

I LEARNED to cook in a bachelor flat equipped with a pre-war gas cooker by New World. It was a massive and ancient stove, but solid and reliable. People scoffed at it, but it was my trusty friend.

The brand new cooker acquired with my husband was a Belling, a model called the Classic 80. I still have it; it has stood me in good stead down the years, but the time has now come when I should consider giving it an honourable retirement.

Finding a replacement is not easy. Where we now live there is a gas supply, so perhaps I could go back to New World, my first love.

I flirted with a New World model called The Spectrum when it was launched a few years ago, which I saw and coveted in other people's kitchens. But it seems I have left it too late. Its ghost lives on in my dreams, but The Spectrum itself has gone out of production.

Other, more up-to-the-minute models seem tinny and lightweight. I hate those boastful rows of flashy dials, like cheap digital watches. Aesthetics apart, the "new and improved" features on many of today's cookers are often disappointing.

I rather like the idea of two ovens but it seems impossible to find a cooker with two conventional, that is, normal ovens. The second one invariably turns out to be a specialist job—[illegible] on most modern British cookers —they seem to be shrinking. The grills on continental cookers are a better size, but on continental cookers the grill is usually housed in the oven—which is hellish if there is only one oven.

Is it asking too much to want a cooker with at least one conventional oven, and a separate grill with a pan grid measuring a minimum of 15 x 11 inches (preferably a good deal more)? Until I find one I think I shall stick to my faithful old Belling until it drops dead in its tracks.

In sad acknowledgement of today's small grills, the following recipe serves only 3-4 people.



Anne Morrow

Chicken wings are cuts I have ignored for many years—except for stock-making, where they are invaluable. But the state of the housekeeping budget has encouraged me to try them again. To my great pleasure I find they are surprisingly good in some casseroles, but they are best grilled, making a crisp and enticing finger food.

Serve these spiced chicken wings piping hot with a generous salad on the side for a light lunch dish. Or, to make rice scattered with coriander and garlanded with slices of pickled lemon or lime.

Spiced chicken wings are also very good cold. Their crispness is lost, of course, but they make attractive portable food for, say, a point-to-point picnic.

SPICED CHICKEN WINGS

About 2lb chickn wings; 1 tablespoon each black peppercorns, coriander seeds and a few spoonfuls of sunflower oil.

Using an electric spice mill, coffee grinder or mortar and pestle, reduce the peppercorns, coriander and cumin to a coarse powder. Crush the garlic with 1 teaspoon of paprika, ½ teaspoon salt and some chilli powder—a generous pinch of chilli is enough for my taste but you may like to use more. [illegible] tablespoons oil to make a creamy paste.

Prick the chicken wings all over with a fork, and turn the pieces over and over in the flavourings to coat them evenly. Leave to marinate for at least 45 minutes—preferably for several hours.

Put the chicken wings on the grid of a grill pan and cook under high heat until the skin begins to crisp. Move the pan further away from the heat and grill more gently for a further 15-20 minutes until the wings are well cooked. Turn them at least once during this time.

Finally, increase the heat again and put the pan close to the flame for a few minutes to give a very crisp golden finish.

Serve the chicken wings sprinkled with the spicy bits that have fallen into the pan base (but pour off and discard the pool of fat).

CHICKEN WITH CORIANDER AND LEEKS

Serves 2

Steaming, like grilling, is enjoying a revival with health-conscious cooks today. Here chicken is steamed by cooking it in a sealed parcel so that all its flavour is retained. A pretty, delicate and fresh tasting dish.

2 boneless breasts of [illegible] a small bunch of coriander; 2 tablespoons of best olive oil and 1 teaspoon of lemon juice.

Skin the chicken breasts, and dust them with a little salt and plenty of pepper. Lay each portion in the centre of a piece of clingfilm and place a sprig of coriander on top of each one. Draw the film over the meat, excluding as much air as possible to make a neat, well-sealed parcel.

Trim and clean the leeks. Measure the olive oil into a small saucepan and add some salt and pepper. Coarsely chop two tablespoons (or more) of coriander leaves, and reserve separately. (All these preparations can be done well ahead.)

Start cooking about 20 minutes before you plan to serve the dish.

Drop the chicken parcels into a large pan of boiling water and cook at a bare simmer for 12 to 15 minutes. Let the cooked chicken rest in its wrapping in a warm place for five minutes. Steam the leeks with a few sprigs of coriander, then blot them dry and arrange them on a warm serving dish. Warm the olive oil.

Quickly carve each chicken breast into four slices and arrange them alongside the leeks. Add the lemon juice to the oil and immediately pour the sizzling mixture over the leeks and chicken. Scatter with chopped coriander and serve with hot crusty bread.

The Case of the Tailor's Hands

(from an unpublished adventure of Mr. Sherlock Holmes)

"But Holmes, how on earth did you deduce that our mysterious visitor acquired his wardrobe ready-to-wear - and from Chester Barrie?"

"Come now, Watson. The man had not been in London long enough to get made-to-measure garments, yet everything about him said, 'Savile Row'. Surely you observed the hand-made button holes and the natural horn buttons? The precision of the stitching indicated skilled hands - using pure silk thread, I fancy. And there was the unmistakeable effect of hand-pressing with the heavy gas-iron".

"So Chester Barrie showed their hand?"

"Excellent, Watson. Like me, they have their methods".

Chester Barrie

SAVILE ROW LONDON

32 Savile Row London



· D I V E R S I O N S ·

King of the road

IT IS not long now before the first halibut season in Alaska. After that, there is always the chance of an Eskimo needing a helping hand when the salmon are running. Failing that, there might be an opening in the freelance "moose-parking" business, this involves lugging shot game out of the bush before the bears get it, or you.

One way in which a parent can solve a teenager's unemployment problem is to invest in a copy of the latest *Work Your Way Around the World* by Susan Griffith (£6.95, Vacation Work, Oxford). A parent does not want to appear desperate to shift the indolent offspring from under parental feet, but there is no harm in mentioning that ready cash is to be earned from picking Iowa's asparagus in April or, come August, blueberry raking in Maine.

This is not to say that the US is invariably the promised land for the hard-up hobo. It it possible to end up selling blood plasma twice a week at $8 a splurge, with the only work in view dependent on successfully lying to the interviewer's lie-detector.

Soviet work camps, oddly enough, are not thinly disguised penal colonies, with inmates needing an Amnesty campaign before they are allowed out. Rather the opposite, in fact: Westerners tend to be given the cushy numbers. In parts of Yugoslavia, the snail harvest brings its reward to the enterprising capitalist—305 dinars a kilo was the 1985 figure, and whatever the present exchange rate, the takings may compare favourably with a student grant.

The working conditions most similar to those found in a high-security gulag occur in the UK. According to another guide by the same author and publisher, *Summer Jobs, Britain*, the Rowett Research Institute in Aberdeen does not put a lot on the plates of its volunteers, but what there is they must eat. This is part of a study of closely-monitored diets, and the human guinea-pigs "are not allowed to leave the grounds except for controlled visits to the cinema."

The control is presumably established not to prevent them seeing unsuitable films but to rule out any clandestine consumption of ice cream. A small daily allowance is paid but cannot be spent on sweets.

A similar regime is on offer at the Common Cold Unit in Salisbury. "Volunteers are given drops which may or may not lead to a mild cold or a mild attack of 'flu," and will have to decide if this personal sacrifice is worth £1.75 a day pocket money.

Last year, a Mrs E. S. Bonn of Jersey was offering the use of a car to her au pair, but she does not list this for the lucky girl in 1987. Still, she does appear to have homes in both the Channel Islands and the Scottish Highlands, with only a 12-year-old daughter to be supervised.

It certainly beats the "toilet cleaning" offered by Alston Farm Caravan Site in Devon, and leading a donkey up and down the beach at Tenby for East Tarr Farm and Riding Stables. Yet, those count as nice work if you can get it when compared with the more far-flung activities suggested by *Working Holidays* (£4.80, Central Bureau, London W1).

"Conditions can be tough," warns the Swaziland Archaeological Research Association. Since the work takes place at two open-air cave sites in the bush below the Lubombo mountains, and consists of "cleaning beads and large microblades from the Pleistocene period," one takes the point that this is rather more rigorous than being a mother's help in Jersey.

The Australian Trust for Conservation Volunteers can run this a close second in the hardship stakes: "Restoring the penguin habitat at Penguin Parade on Phillip Island and working on the Winter Swamp conservation project."

But it is a Finnish undertaking that might make a parent hesitate before persuading his children to sign on. "Collecting winter foodstuffs for reindeer," sounds bad enough. And "repairing abandoned lumberjacks' cottages in Lapland" sounds even worse. Which were abandoned, the the lumberjacks or the cottages? And why?

Jonathan Sale

Nicholas Woodsworth sets Van Gogh's genius and his 'Sunflowers' against his last years in Provence

A master among the madmen

TWO OR three kilometres outside the tree-shaded Provencal town of St Remy, at the foot of a mountain chain of bare and twisted rock, lies a complex of buildings known as St-Paul-de-Mausole. Although they are fine examples of 12th century Romanesque architecture, the church and cloister here are rarely visited by tourists. A silence hangs heavily in the air at St Paul, and the presence of a high stone wall that completely surrounds the site adds to the atmosphere of restraint. Originally an Augustinian priory, St-Paul-de-Mausole is today an insane asylum, and its wall is intended to keep people in rather than out.

Walls are rarely the subject of much attention anywhere but this one has become celebrated, at least in the world of modern art. It figured as a motif in works on show at a recent major post-Impressionist exhibition in New York's Metropolitan Museum of Art. It has been written about by critics, psychoanalysts, art historians, interpreters of meaning and searchers after symbolism. For all that, it is only a simple wall enclosing an ordinary field. No doubt it would have remained unknown to this day had not one of the asylum inmates, for whom the wall formed an inescapable part of the daily landscape, been Vincent Van Gogh.

The Metropolitan show was a sequel to the highly-acclaimed 1984 exhibition, Van Gogh in Arles. Called Van Gogh in St Remy and Auvers, it was devoted exclusively to the last 15 months of Van Gogh's life and traced his development from May 1889, when he left Arles for the St Remy asylum, to July 1890 when he committed suicide aged 37 in the northern French village of Auvers-sur-Oise. All but 70 days of this period were spent at St-Paul-de-Mausole: and it was here that the artist painted some of his best known works including The Starry Night, The Reaper, and Cypresses. Along with the many well-known tableaux painted at "la Maison Jaune" in Arles, the works executed at St Remy represent the crowning achievement of one of the most intense, exploratory, and painful careers in the history of modern art.

From the beginning of his posthumous celebrity, Van Gogh has commonly been characterised as a madman, a deranged individual whose strength of tortured inner vision was so great that it drove him to artistic creation almost in spite of himself. Certainly no single painter's act has so captured the popular imagination as that of Van Gogh's making a present of his severed ear to a favourite prostitute in Arles — not, by any standards, the act of a reasonable man. The whirling skies, the writhing tree branches, the twisted landscapes of Van Gogh's St Remy work have all been cited as evidence of a demented sensibility. And, indeed, the myth of the mad artist does find its roots in mental illness, but the popular conception is far from the truth.

Whatever Van Gogh's illness might have been—it was diagnosed at the asylum as a form of epilepsy, and various other causes ranging from syphilis to over-consumption of absinthe have been conjectured upon—it had, in fact, no direct effect upon his painting. Van Gogh suffered periodically from what he called "attacks"; they lasted from one to five weeks and included hallucinations, irrational terror and complete disorientation. He also had long uninterrupted periods of absolute lucidity, and it was then that he painted. Methodical, objective and highly analytical. Van Gogh's vision rests solidly on a detailed examination of the world around him. In terms of his painting, his struggle was less with himself than what he called his "hand-to-hand struggle with nature."



Van Gogh's view of the French countryside at sunrise as seen from the asylum at Saint Remy where he was a patient in the autumn of 1889, shortly before his suicide. When it sold at Sotheby's in New York in 1985 for $9.9m it established a record price for an Impressionist painting. Now "Sunflowers," sold for £24.75m, has put the previous price into perspective

Van Gogh was above all an observer, an interpreter of reality dissatisfied with more superficial methods of examination. His original reasons for going to Provence had been technical—he felt that seeing things under a bright Mediterranean sky would help him to understand better the Japanese prints and Delacroix paintings he so admired. But technical interest was soon supplanted by a feeling that Provence offered him help in his struggle towards a new way of painting and a new conception of art. "Certainly," he wrote from the asylum to his brother, Theo, a Paris art dealer, "this is the road on which there is something new, the road to the South, but men of the North find penetrating it difficult."

Particularly difficult for Van Gogh was good relations with the people of the Midi—his neighbours in Arles had gone so far as to sign a public petition to have him locked away as a dangerous menace. Although he thought much of the beauty of the women of Provence, and developed strong friendships in both Arles and St Remy, he had little liking for the local people generally. To Theo, he wrote: "What I can't understand is their absolute idleness. But that is the great fault of the South and its ruin." In another letter, he noted that local people took advantage of outsiders in Provence; they saw it as their duty, he said, to fleece foreigners for all they could.

Neither did Van Gogh, in his voluminous correspondence, have much good to say about Provencal cooking, the Roman monuments that formed the principal tourist attractions in the area, or the Mistral, the violent Rhone Valley wind that made working outdoors so difficult for him. All this, however, was outweighed by the brilliant landscapes, the lively colours and, above all, the light and sun of the area.

"The sun in these parts," he wrote to his sister, Wilhelmina, in Holland, "that is something different. I assure you that in our native country people are as blind as bats and criminally stupid because they do not go somewhere else where the sun shines." Later, he enthused to Theo: "Ah, these farm gardens with their big, beautiful, red Provencal roses, the vines, the fig trees, it's all so poetic, and this eternally strong sun . . ."

Noting that "the colours of the prism are veiled in the mists of the North," Van Gogh from his first days in Provence developed a strong, new style—the use of bright, rich pigments, a heavy impasto technique, and complementary colour schemes—to meet the challenges of his art.

The longer Van Gogh stayed in Provence, the more he felt he was becoming familiar with the real, rather than the superficial, nature of the country. "You must," he remarked, "get your eyes accustomed first to the different light." To a painter friend, Emile Bernard, he stressed the importance of direct observation from nature: "The great thing is to gather new vigour in reality, without preconceived plans or Parisian prejudice."

The portrayal of emotions ranging from anguish to serenity, he told his friend, did not require artistic abstraction—they could all be rendered directly from nature. Of overriding importance was the discernment of the true, and often hidden, nature of things.

Eventually, Van Gogh reduced his work on the Provencal countryside to the painting of three symbolic elements: olive trees, cypresses and mountains. These, he felt, were the very essence of the land he was trying to capture: and he hoped before leaving to create through their portrayal a complete *ocurre* which he called Impressions of Provence. Hoping for a cure, he left for the north before he could complete this work, but you need only walk through the olive groves, cypress trees and hills around St-Paul-de-Mausole to see the degree to which he succeeded. Very little has changed since Van Gogh's time; and if it took genius to disentangle the inner character of Provence 100 years ago, it is not so difficult for the visitor to at least perceive it today.

The paintings are not deceptions. Van Gogh's olive trees may appear twisted and tortured. The thick branches of his cypresses may have a mobile life of their own. The bare rocks of his mountains may seem wildly contorted. But, if they do, it is because the sun, the Mistral and nature have contrived to actually make them that way. Van Gogh painted what he saw. He was no madman shut in behind an asylum wall but a perceptive observer who helped to break down the walls that stop men from seeing their surroundings.

Robin Lane Fox on the joys of country gardens

Perfect start to the week

"HEAVY CLAY, flat land and late spring frosts: not a very good omen for a garden, but it came with the cottage in 1971 . . .". This year, Number One, Feebers Cottages, Westwood, North Devon is one of 2,000 gardens that will be opening on Sundays for the National Garden Scheme (NGS): weather permitting admittedly, as the stream opposite the cottage tends to flood the front garden and maroon its hopeful visitors.

At times, it is easy to doubt the British reputation for good gardening: are those circular beds of carmine roses in so many front gardens really the envy of the world? The NGS is one reassurance that our crown is still deserved and 1987 marks its 60th anniversary. About £3.5m has now been collected for charity from the gardens' modest entrance fees, while the number of gardens which are fit for opening continues to rise sharply.

It would take years to visit them all, with or without dogs, teas or home-made cream teas. As always, the *Yellow Book of the National Gardens Scheme* will be the car-owner's essential companion, listing dates, addresses and times of each garden's opening; if the newsagents do not have it, try £2.25 to the Scheme's headquarters at 57 Lower Belgrave Street, London, SWE.

In this anniversary year, I have been preparing for my summer pastime with the help of a new commemorative book, called *Gardens Open Today*, it is edited by Martyn and Alison Rix, published by Viking at £12.95 and largely composed of short descriptions by the owners of five hundred of the Scheme's better gardens.

If you are planning a day's visiting, this illustrated book will help you pick your targets and judge their finer points. The owners advise you what to look for and afterwards you can decide if their self-assurance is justified.

Even if you never go near an "open" sign on Sundays, this book gives a rare panoramic view of Britain's gardening styles. You can put a mental picture to the brief descriptions, count the references to old-fashioned roses, and end by realising what a range of plants and soils are bruised relentlessly into shape by single women and married couples every summer.

At times, you will also wonder how much is being spent, apart from the hidden cost of owner-hours. At Stonewall Park, "the introduction of the ride-on tractor has greatly facilitated the maintenance of the glades. . .."; at Heaselands, near Haywards Heath, "the garden, begun in 1934, has now developed into some 30 acres"; near Tetbury, the vine-house of Roger Seelig is highlighted with bunches of Black Hamburg grapes in autumn which are "yet another reminder of a luxurious past."

Gardens open fall into two classes. Some arrived with an expensive Victorian and Edwardian legacy (at Hurst Lodge, the owner begins: "I am very lucky to have marvellous trees in my garden"); many others arrived with weeds, beastly soil and fierce winds ("Yaffles garden has been wrested from a tumbledown cliff at an angle of 70 degrees, clothed in bindweed, sycamore saplings, sow thistle etc").

The mid-1970s produced a notable crop of new gardens and self-made gardeners, although other hands are rather older (at Weeks Farm, Egerton, "I have progressed from mustard and cress in the nursery through one garden in Surrey, ine in Kenya at 7,500 ft and two in Kent").

I particularly notice the number of gardens carved out of woodland, the number rescued from groundelder, and the frequent laments about honey fungus.

In Cornwall, the Holmans found that magnolias are immune to it and rhododendrons will survive if powdered copper carbonate is mived into the soil during planting: at Lustleigh in Devon, the Quickes should be interested, as they recommend only a frequent watering and thick mulches, especially of "stake peelings."

On happier ground, many good planting schemes abound: putting snowdrops round clumps of hostas (one follows the other); violet-mauve *Camanula Portenschlagiana* as a rampant cover under a dry-hedge of *Myrobalan Prunus;* and, on a north wall, bushes of the glaucouse Rose *rubrifolia*, a tantalising idea which the owner emphasises for this favourite rose, usually grown in sun.

Why do they do it all, the lawyers marking out borders with legal red tape, bankers retiring to break their backs in hill-top cottages, mid-life couples importing a total topsoil, and widows clinging on where once a husband reclaimed too bold a sweep of forest?

Sometimes, others do it for them—people like "Mr Peachey who starts work with first light and goes on till dusk; he is also a forester, an extra hand on the farm, whistles while he works and is able assisted by his wife."

Is it, outsiders ask, all dependent on the class system? Evidently not, to judge from the numbers of heroic self-maintaining owners. Gardens are also social levellers and the Duchess of Westminster speaks for many of our owner-openers: "What fun and interest it all is to so many of us, those owners who work like peasants and those who visit and admire."

Demanding the oddest efforts, many of these gardens invert the social distinctions which they are sometimes thought to show off.

Versatile babaco

HAVE YOU heard of the babaco? Most likely not because it has scarcely arrived in Britain and even the Royal Botanic Garden, Kew, was only able to give me a sketchy account of the plant. But I fancy all that will soon change, for the babaco is a delicious South American fruit now much in favour with New Zealand growers. Already, I am told, small quantities of the fruit are being sold in Britain between October and March but it was as crop plants in the greenhouses of the Horticultural Experimental Station in Guernsey that I encountered it last week.

Babaco is a small tree closely allied to the papaw. Its botanical name is *Carica pentagona* and its sausage shaped fruits are similar to those of the papaw, Carica payaya, but are more regular in shape and are shallowly ribbed. They are ready to harvest when the hollows between the ridges turn yellow and can then be stored for many days in a refrigerator.

Fruits up to 3 lbs in weight can be obtained but the ideal for marketing would appear to be between 1 and 2 lbs and this can be more or less assured by cutting the trees down quite close to the ground every 18 months and then allowing two or three stems to grow up from each roots instead of the normal helps to restrict the tree to a height of about 10ft.

I have not yet eaten a babaco but am told that it is delicious. One description was of a combination of strawberry, pineapple and papaw. The whole fruit can be eaten, including the skin, and it can be used in many ways; as a starter filled with prawns, cottage cheese or caviare; as a dessert, sliced or filled with ice cream and a liqueur or boiled for a few minutes and served hot or cold with meat.

The Guernsey growers have been experimenting for a year and are now ready to produce the babaco commercially for the first time. Inevitably it will be on a small scale, partly because no one is yet certain how the public will take to this new fruit or how profitable it will be, but the omens are good. The babaco is apparently very healthy and requires much less heat than the papaya. In Guernsey they are still experimenting to find the optimum temperature regime for cropping and at the moment seem to be getting along nicely with a minimum of 10 degs C. (50 degs F).

As a crop plant the babaco has other advantages. The ised and, without seeds, the fruit is even easier to serve and eat. It can be raised quite readily from cuttings rooted in a warm propagator but it does appear that there are two types of growth, juvenile and adult. For satisfactory fruit production, only the adult growth should be used as cutting material.

There are two different stories about the origin of the babaco. One is that it is a true species which has grown wild for thousands of years in the mountains of Ecuador but has only been cultivated locally.

The other story, which seems to me more likely, is that it is a hybrid between two species specified. Hybrid origin would account for the reluctance of the plant to produce seeds and might also explain its comparative hardiness and recent appearance in the market place.

For the Guernsey glasshouse grower, very much on the look out for new crops to replace the increasingly unprofitable tomato, the babaco must be of great interest. For the amateur gardener interested in novelty there may also be value in *Carica Pentagona*. Clearly it could only be a practical proposition in a fairly high conservatory but possibly if grown in a large pot or small tub and given rather different pruning it could be made more bushy.

The problem at the moment would be to find anyone with young plants for sale but if gardeners start asking for them they are sure to appear. The babaco is well established in New Zealand nurseries and several of these have been active in recent years in flying rooted cuttings of many choice plants to other nurseries all over the world. There are numerous British nurseries buying such young stock from New Zealand. Perhaps the first step would be to look for the babaco fruits in the food stores this summer, sample them and then decide to be able whether to pursue the matter further.

Peter Gillman introduces a rugged series

Take the high way

WALKING as a leisure activity sounds such an indolent pursuit. It conjures images of green landscapes and summer days, of knapsacks and stout boots, of pubs and picnics. It has a wholesome air about it too: of ramblers with ruddy cheeks negotiating stiles and doggedly pursuing footpaths across ploughed fields.

For many walkers, the sport has precisely this appeal, and there are probably approaching one million people who walk at this level for pleasure; they are best described as ramblers. It is one of the most accessible of sports: expenditure is minimal, especially compared with activities such as yachting and skiing; only basic skills are required; and even from the centre of London, walkable countryside is less than an hour away.

There is another type of walking which presents an entirely different aspect, representing the "sharp end" of the sport. It has fewer devotees than rambling—estimates suggest around 250,000—and can be termed "walking wild."

Wild walks involve a major commitment of time, energy and determination. They mean traversing Britain's most rugged and demanding countryside, from Dartmoor in the south-west of England to the most remote highlands of Scotland, and they require far more than rudimentary skills and fitness.

They also bring priceless moments of privilege and wonder, from gazing upon monumental mountain corries to stumbling upon the nest of a capercailye that whirrs away across the heather. The rarest rewards of all come in the winter, when the threatening landscape assumes a more welcoming nature to those who know how to negotiate its dangers, and the consequent feelings of fulfilment offer sustenance for weeks to come.

Such rewards are rarely achieved without risk. Last year around 30 walkers died in accidents, compared with 21 in boating and 15 each in horse-riding and motor sports. The causes of deaths provide the most pointed illustration of the hazards wild walkers face: they include falling from high mountain paths, especially in the winter; dying from exhaustion and hypothermia in storms; even drowning in river-crossings.

Some people graduate to wild walking from rambling. I began as a rock-climber in Snowdonia, concentrating on the brief expanse of mountainside within my vision and trying to avert my eyes from the awesome drop beneath. But gradually I came to appreciate the wider landscape. When I began to walk I found the satisfaction fuller and more long-lasting than the sudden adrenalin-based thrills of rock climbing, although the skills I had acquired gave me added confidence to confront wild walking's risks.

Since then I too have ventured into some of Britain's most isolated areas, relishing above all its "empty quarter," the far north-west of Scotland. There it is possible to walk for an entire day among sugar loaf mountains with their outlandish Gaelic names—Suilven, Canisp,

The view from the top—A'Chir on the Isle of Arran

Wild walking also initiated me into "Munro-ing," the perverse pursuit of the summit of every mountain in Scotland above 3,000 feet, named after the obsessed Victorian mountaineer, Sir Hugh Munro, who was the first to compile a list. There are 276 such peaks and around 400 people have climbed them all. My score stands at a modest 30.

Walk Wild

Although wild walking is available to all, it requires investments of far greater time, energy and money than its milder versions. For equipment you need not just good walking boots but warm, waterproof clothing, and a rucksack to carry emergency equipment that ranges from spare pullovers to a whistle (six blasts is the recognised call for help).

Some people who undertake wild walks prefer to stick to the long-distance footpaths which are well-marked and involve few navigational skills. But some of these paths are already at saturation point, with the Pennine Way the most notorious for its tracts of knee-deep mud resulting from the erosion of countless feet.

For me, at least, this is the antithesis of wild walking, with the sense of isolation and self-reliance it brings. To achieve that you need to be able to read ance among the hundreds walking and mountain guid books that are now publishe Your interest may also b quickened by compilations Britain's finest walks of which the most enticing are "The Bi Walks" and "Classic Walks" edited by Ken Wilson and Richard Gilbert.

The ideal way to start is to go with friends who walk already and who can guide you on the equipment you need and on the decisions that are made enroute. With experience comes the ability to strike the balance between undue risk-taking and undue caution; there is often a moment for boldness for pressing on in unpromising circumstances, just as there are always times to turn back.

You can also join a walking or climbing club, and you will find lists in the specialist magazines like "Climber" and "High," available in mountaineering shops. Both the British Mountaineering Association in Manchester and the Ramblers Association in London have affiliated clubs who offer the full gamut of walking activities.

As a further temptation for those contemplating walking wild, whether for real or from the comfort of their arm-chairs, the Financial Times will be publishing descriptions of seven such walks. Our writers include two of the foremost names in this field. One is Richard Gilbert; the other Hamish Brown, the acknowledged king of the Munros, who has now climbed all 276 peaks no fewer than eight times, and made the first non-stop round, which took him four months, in 1974.

The series embraces walks from the Atlantic coast of the Orkneys to the Atlas mountains of Morocco. It starts next week with an account of the most celebrated of all Britain's wild walks, the Lairig Ghru, the savage cleft through the Cairngorms between Aviemore and Braemar that is the h

هكذا من الأصل

Antony Thorncroft reports that a neglected sector is showing strong signs of revival

The bishop who made his name in hotels

THAT 18TH century cleric, the Rt Rev Frederick Hervey, Bishop of Derry, is one of the best known Englishmen on the continent of Europe. He certainly has more hotels named after him than any compatriot, even if they are confusingly called Bristol from the title he inherited later in life.

For this philanthropic and artistically inclined clergyman much preferred the Grand Tour to nursing the souls of Irishmen; and while in Rome he was drawn by Pompeo Batoni, regarded as the greatest portrait painter of his day. For all his absenteeism the bishop was a popular reformer, and when Batoni buckled down to complete a finished painting, he included Derry Cathedral, financed by the bishop, in the background.

This fine portrait, built up from prints and rough sketches, is for sale at Sotheby's on April 8, and a price of up to £150,000 is expected as against the risible £25 it fetched on its last auction appearance—at Christie's, in 1950. In recent years it has been on loan to the National Gallery in Dublin, and it would be nice if it could return there.

In March, Sotheby's sold another portrait, painted in London around the same period—that of Sir Joseph Banks by Benjamin West—for £1.815m, presumably to the Australian millionaire Alan Bond. The Batoni, which from an art historian's point of view is the greater painting, seems very cheap, but there are at last signs that demand for Old Masters is on the increase. For years they have been the most overlooked sector of the art market.

The reasons for this neglect are obvious—problems of condition and attribution; subject matter beyond the experience of contemporary man; paucity of supply, making it difficult to collect, and trade in, the works of chosen artists; size of canvas and conflict with today's domestic interiors—but the disdain with which the modern collectors have treated the great masters is remarkable.

Now, the market is suddenly firmer: it is becoming chic to buy Old Masters, even religious paintings, although "Madonna's with Child" are still much preferred to Crucifixion scenes. It is perhaps surprising that Sotheby's and Christie's should be anticipating strong demand next week at a time when two key indicators are working against the market—the weakness of the American dollar, and the change in the US tax laws which stops the ability of rich collectors to set against tax the price of any work of art they loan to a museum. But the international economic boom is apparently powerful enough to make good any American backsliding.

Wednesday's sale might not match Sotheby's last one in December, when a private American paid £7.26m for a Rembrandt and out-bid interested museums, but there are at least three more lots which should excite keen interest. One is a rare depiction of an early 18th century opera; painted in London around 1710 by Marco Ricci and showing the great castrato, Nicolo Grimaldi, in full flow.

Suddenly, the market is firmer and it is becoming chic to buy Old Masters

Apart from its historic interest it has an excellent provenance, hanging in the Strawberry Hill home of Horace Walpole for some years. The caricature of some of the figures led to an early attribution to Hogarth, but Ricci seems the academic choice. It carries a £100,000 top estimate, the kind of price which secures a third-rate Impressionist or a second-rate contemporary American painting of the abstract expressionist school.

Of even more interest is the first painting by the 17th century Utrecht artist Paulus Bor to reach the auction rooms for at least a decade. Bor is known through less than 20 paintings but is now highly regarded. This is an ascetic, puritanical, still life depicting a chest, saddlebag, book and other objects in a cell. It is unlike any other work by the artist and is dated 1630, early in his career.

Sotheby's has put a top estimate of £300,000 on the work. Still life pictures are collected keenly by a dozen or so buyers (mainly on the Continent), which makes it quite a competitive market at the higher price levels. Will they warm to this austere example of the oeuvre, or prefer the conventional groupings of fruit and flowers, also on offer at this auction?

It could well be a museum picture; but these days museums are discovering that their bids, fixed in advance in committee, are often beaten in the auction room by the new breed of Old Master collectors who can enjoy the freedom of going higher.

Even rarer than Bor is the artist known as "The Master W.S. with the Maltese Cross," who is credited with just two other extant paintings. Sotheby's spent months puzzling over a nativity scene with shepherds before discovering, hidden on the canvas, the giveaway initials, with the Maltese Cross between the letters. He worked in the Upper Rhine region early in the 16th century, and this colourful scene carries another woefully low estimate of £20,000-£30,000.

Collectors tend to come to Old Masters later in life, when the easy prettiness of the Impressionists starts to pall. Some proceed to the challenging art of the 20th century; some seek refuge in the past. Of course, it requires much more expertise to read Old Master pictures, and there is always the depressing awareness that the finest works are already tucked away safely in museums. Prices are rising basically because collectors are chasing a diminishing stock of worthwhile paintings.

Christie's is also offering Old Master paintings next week; not only in London, where a still life of flowers by De Heem carries an upper forecast of £120,000, but also in Rome. The highlight there is another work by Batoni, this time a not-very-typical Madonna and Child with St Filipp Neri. Export controls virtually condemn the painting to stay in its homeland.

Old Masters remain a market where the dealers retain some clout. Firms like Agnew and Colnaghi have, between them, centuries of experience, and their vaults are full of important paintings which may wait years to appear on the market. Many of the old aristocratic families prefer to buy and sell, usually the latter, through a trusted dealer, and prices in secret deals can often exceed those achieved in the spotlight of the auction rooms.

The dealers, like the salerooms, try to push prices through exhibitions of neglected artists and schools. A learned book, or a scholarly museum exhibition, can have a benign influence on the price.

The latest group of artists to enjoy such a boost are the 17th century Bologna artists, from Calvaert to Crespi. A major touring exhibition has moved from Bologna to the US. It misses out on the UK, so, to make good the gap, Harari & Johns is mounting its own exhibition from Tuesday, with 25 paintings, half of which are for sale. Italian art of the 17th century has experienced a price fillip in recent years: this should bolster the trend.

The Penitent Magdalen by Guido Reni, one of the 17th century Bologna School paintings in the Harari & Johns exhibition.

Heraldic porcelain became popular as local tourism got underway, writes Janet Marsh

Among my souvenirs

WHEN MY generation were children "heraldic China," those too-dainty miniatures in white porecelain, blazoned with the arms of unfashionable watering places, had been as universally discarded as the clutter of Edwardian chimneypieces and china cabinets. They were a drug even on the penny stall in jumble sales. In my home a little collection had lingered in a boot-box in the garden shed; and the tiny receptacles of strange antique form enlivened dollies' picnics and hydraulic games.

A new book by Lynda and Nicholas Pine, *William Goss* (Milestone publications. £15) elaborately subtitled "The Story of the Staffordshire Family of Potters Who Invented Heraldic Porcelain," might stir even my generation to a revaluation of Goss, and of his products as a social and marketing phenomenon.

Willam Goss was born in 1833, the son of a seaman who had served on the Bellerophon in the Napoleonic Wars. He was sent at 16 to the new Government School of Design at Somerset House, and in his spare time dedicated himself to the study of literature and science. His first published work was a long poem, written at 17 and inspired by his romance with a girl four years older than himself. He later married her.

Throughout his life he continued to publish books on scientific and philosophical themes, including a bitter attack on Darwin's theory of evolution. He was an indefatigable correspondent of newspapers, scholarly journals and The Pottery Gazette.

At 19 he went to work for the famous Copeland pottery, where he mastered the art and science of "parian" or "statuary" porcelain — the newly developed unglazed body that looked like the finest white marble.

Having risen to be chief designer and artist at 25, he left Copeland to set up his own business, producing porcelain in competition to his former benefactor. Another speciality of his early years was a remarkable ware embedded with jewels or cut glass. Like a lot of Goss's products it was more remarkable for its technical than its aesthetic achievement. An elaborate dessert service in the style made at Copelands for the Shah of Persia was still surviving in the 1970s in the palace of Tehran.

Goss was an eccentric. He appears to have been something of a tyrant to his large family, although periods of silent anger and estrangement were likely to alternate with moments of indulgent generosity. For many years he was estranged from his wife.

For all his severity at home, Goss as a public figure was outstandingly charitable, an enlightened paternalist to his employees, and a fanatical nature consevationist. He would not permit the daisies on his lawn to be cut and one day his daughter found him solicitously bathing a bee that had fallen into a jam pot and gummed up its wings. One of his small, unsung services to the British Empire seems to have been the manufacture of porcelain teeth for export to Africa after the decline of cannibalism led to a shortage of the real thing for use in necklaces.

The heraldic porcelain which first went into production in the mid-1880s appealed to his Victorian educative passion. The little miniatures were faithful copies of historic ceramic vessels in museums: and the civic arms emblazoned on them were faithfully copied (though when local authorities refused permission the factory sometimes devised new insignia). Made in a fine white body with a rich even glaze, they offered for their price a remarkable standard of ceramic quality.

The factory appointed exclusive agents in each territory, who were only permitted to sell the souvenirs appropriate to their city or country.

The timing was fortuitous. The introduction of bank holidays and excursion trains had brought the habit of the day trip. The new rage of cycling had also contributed to local tourism. Heraldic miniatures provided the ideal souvenir of these outings. They were cheap (mostly under one shilling), portable, tasteful and eminently collectable. Once people had acquired two or three they went on to exchange and purchase.

Thanks to the indefatigable sales work of Goss's son Adolphus, who should perhaps have the major credit for the success of heraldic china, the factory found it hard to keep pace with demand. In 1902 there were 601 agents throughout Britain. 1,299 by 1913 and by 1921, just before the decline, 1,378.

Goss heraldic ware was probably the first instance of souvenir products systematically addressed to collectors. As it happens, this was not due to the efforts of the factory: old W. H. Goss felt that good wine needs no bush, strenuously opposed his son's ambitious marketing methods, and refused throughout his life to advertise.

A private enthusiast, J. J. Jarvis, however, overcame the opposition of the factory, and founded *The Goss Record*, a listing of agents, new models and other information for collectors which ran into nine editions between 1901 and 1920. The effect on collecting and sales must have been substantial.

Although Goss came out with a series of war souvenirs, which were highly popular with the fighting men, war conditions, post-war economic uncertainties, the 1926 coal strike, competition from rivals and imitators, changing public taste and the conservatism of the factory itself (the telephone was not installed until 1921) took their toll. In the early 1930s the Goss factory was bought out, and with the Second World War ceased production.

Since the 1970s, the Goss market has boomed and re-organised, thanks not a little to Nicholas and Lynda Pine who have published a number of other books on Goss, and run a firm called Goss and Crested China Ltd in Horndean Hampshire. The Pines advertise that they have 5,000 items in stock and issue a monthly catalogue which shows how values have appreciated.

The most modern crested pieces are still around £5, but rarities of shape and arms can multiply that price 10 or 20 times. Goss parian is priced in three figure sums; and the rarest of the series of model cottages in coloured bisque ware have sold for four figure sums. It's a long way from the penny box at the jumble sale.

"I always said I'd rather die than sell my fiddle."

Unfortunately for some, there comes a moment when that choice has to be made.

Musicians who have given others many hours of enjoyment sometimes fall on hard times and find they cannot even provide for themselves. The cause can be old age, illness—anything. But you can help.

Just as they have bestowed their gifts on us, we can give something back to them.

A donation to the Musicians Benevolent Fund could mean that musicians' lives don't have to end on a sour note.

Even better, remember the Fund in your Will. That way your love of music can live on for others to enjoy.

PLEASE SEND A DONATION, LARGE OR SMALL, TO:
MUSICIANS BENEVOLENT FUND
DR PHILIP CRANMER, MA, FRCO, CHAIRMAN
16 OGLE STREET, LONDON W1P 7LG.

ROYAL EXCHANGE ART GALLERY



HENRY JAMYN BROOKS Exh. 1890–1909 — Eton Boathouse.
Oil on canvas 24" × 36" — Signed.

We carry a large stock of oil paintings, watercolours, engravings and etchings. We cater for both private clients and offices. We specialise in marine subjects.

14 Royal Exchange, London EC3V 3LL. Tel. 01-283 4460.
Open daily Monday-Friday 10.30 to 5.15

Marlborough



Accidental Intrusion Judged by Nature's Law Guilty 1987
acrilic on paper 79×64in./200.6×162.5cm.

STEVEN CAMPBELL
3 April — 1 May
6 Albermarle Street, London, W1X4BY Tel: 01-6295161



Choosing an Oriental rug — comparing styles and techniques — is a rewarding experience in itself. But the purchase of an item of such beauty is a truly rare pleasure.

At Duval we have literally thousands of hand-knotted Oriental carpets. Our location — well away from the West End; and our experience — over 50 years, enable us to price our rugs well below market prices. We have rugs from as little as £40 and we value and buy old carpets.

VISIT OUR SUPER SPRING SALE

Massive reductions throughout the store including:

Pakistan Bokhara (Rose hand-knotted)	10'×7'	£725
Balkan Shah Abass (Cream)	26'8"×16'8"	£7,495
Singkiang (Chinese) runner	10'2"×2'4"	£240
Milas (Turkish) geometric	9'11"×6'9"	£925
Pakistan Caucasian design	6'6"×4'3"	£255
Super washed Chinese Aubusson	20'×10'	£3,250

OPENING TIMES
MONDAY – FRIDAY
9.30am – 5pm
(closed Saturdays)
SUNDAY
DOORS OPEN 9.30am
All major credit cards accepted.

DUVAL CARPET CO. LTD.
68-70 Leonard St. London EC2. Tel 01-739 7596

RICHARD HAGEN

'Derby Day' — Dame Laura Knight, D.B.E., R.A.
Oil on canvas: 25 × 30 ins. — Signed

BROADWAY, WORCS. WR12 7DT
Tel: Broadway (0386) 853624/858561

Norman Adams

Antique fireplaces, classical statuary, unique garden accessories, reproduction estate gates and panelled panelled rooms.

Crowther of Syon Lodge
LONDON

OSCAR & PETER JOHNSON
27 Lowndes St, SW1. 235 6464
8-24 April
1900 BELLE EPOQUE PAINTINGS

For details of
FULL COLOUR ADVERTISING
on these pages
please contact:
Julia Carrick
or
Diane Steward
on
01-489 0029

FIARKRA LYNDSEY SUFFOLK

SUPPLIERS OF ORIGINAL FRENCH STOVES

For details ring or write to:—9 Rue de Braque, 75003 Paris, France. Tel: 480 43216
280 Nevin Street, Brooklyn, 11217, New York. Tel: 237 0097
36-38 Sillwood Street, Brighton BN1 2PS. Tel: 0273 204841
Telex: 878156 PIMG—PROFURN
Fax: 0273 206986—PROFURN

JOHN GOULD'S
BIRDS

An exhibition of handcoloured lithographs
8 April — 8 May
HENRY SOTHERAN LTD
2-5 Sackville St, London W1.
Tel: 01-734 1150
Monday-Friday 9-5.30 p.m.

London Property

PHASE I SOLD OUT

MAGNIFICENT WESTERLY VIEWS ACROSS THE THAMES TOWARDS OPEN, GREEN SPACES

Top quality accommodation within a stunning new riverside development

Croudace Construction
with RICHARD ROGERS & PARTNERS LTD as Design Architects.

Accommodation
3 bedroom, 2 bathroom apartments with spacious reception rooms — from £315,000
2 storey, 3 bedroom galleried penthouses with spectacular roof terraces — from £550,000

Features
Design – the originality of Richard Rogers' design has stunningly captured the marvellous panoramic views of the river
– private river terraces
Layout – bright, open living spaces
Services – secure underground parking, storage rooms and porterage
Finish – the highest standards of workmanship have been applied throughout, including elegantly designed and fully integrated kitchens and luxury bathrooms

Show apartment: Thames Reach, Rainville Road, LONDON, W6. 01-381 4565
Open daily 12am-5pm, or by appointment through joint sole agents

John England & Partners
1 Craven Terrace
London W2 3QD
Tel: 01-402 2333

Savills
139 Sloane Street
London SW1X 9AY
Tel: 01-730 0822

Knight Frank & Rutley

STUDIO, LIMEHOUSE CUT, E14
A 720 sq ft shell finished commercial/residential space in new conversion of old Spratts dog biscuit factory. Plans provide for one bedroom, bathroom, kitchen, reception/office area. Off street parking.
£71,000 Leasehold

GUN WHARF, WAPPING HIGH STREET, E1
An attractive two bedroom 5th floor apartment finished to an extremely high specification, reception room (18'6 x 15'5) with balcony, open plan fitted kitchen, two bedrooms, one en-suite bathroom and shower room. High security and porterage.
£150,000 Leasehold

CALEDONIAN WHARF, SAUNDERS NESS ROAD, E14
A stylish, well appointed Docklands townhouse with garden to the rear and off street parking. Fully fitted kitchen. 15' x 13' reception room with arched French windows to garden, two bedrooms and bathroom. Gas central heating.
£85,500 Freehold

LANDON'S CLOSE, JAMESTOWN HARBOUR, E14
A superb interior designed 1st floor marina-style apartment with views of water from every window! It comprises fitted kitchen, spacious reception with square bay windows and doors to balconies, two bedrooms and bathroom. The property also benefits from a garage, burglar alarm and ground floor studio room.
£153,000

NEW CONCORDIA WHARF, MILL STREET, SE1
A most attractive one bedroom, 2nd floor apartment in award winning warehouse conversion, of approx 800 sq ft. Balcony over Mill Street with views of River towards Wapping. Large reception room, open plan fitted kitchen, bedroom and luxury bathroom with sunken bath.
£150,000 Leasehold

TELFORDS YARD, THE HIGHWAY, E1
An extremely spacious 1st floor apartment with large 'L' shaped reception (28' x 27'), two double bedrooms overlooking central courtyard, bathroom and shower room and fully fitted kitchen with 'Neff' appliances. Amenities include gas central heating and porterage.
£159,000 Leasehold

London Docklands 01-538 0744
3 Limeharbour, Isle of Dogs, London E14 9QT. Telex: 265384

Sturgis

Carlisle Place, SW1
An attractive and spacious family flat on the third floor of this classic mansion block.
VIEWING HIGHLY RECOMMENDED.
ENTRANCE HALL: 2 RECEPTION ROOMS: KITCHEN/BREAKFAST ROOM: 3 BEDROOMS: BATHROOM: CLOAKROOM: ENTRANCE PHONE: INDPT GAS C/H: PORTER:
Leasehold: £232,500

Ennismore Gardens, SW7
A superb, recently refurbished maisonette on the top floors of this period conversion, close to Knightsbridge. Ready to move into.
ENTRANCE HALL: DBLE RECEP ROOM: KITCHEN: CLKRM/UTILITY RM: 3 BEDS SHOWER RM EN SUITE: BATH: INDPT GAS C/H: E/PHONE: LIFT: USE OF GARDENS:
Leasehold: OIR. £275,000

Knightsbridge Office open Saturdays 10am-1pm. Tel: 01-730 9291

John Brennan finds US executives reluctant to rent London homes

Americans on buying spree

AMERICANS in London provide the hard core of tenants for the investment-rental market. But for those with the credit rating to borrow, and who are not subject to a corporation policy that only pays housing allowances to executives who rent, the case for buying is hard to beat.

President Reagan's tax reforms haven't dimmed the deductable pleasures of buying a home in Britain. US citizens can still offset the costs of two homes anywhere in the world against their tax bill. And even though the top marginal federal tax rate is to be cropped in 1988 from the high 30s to 28 per cent (or 33 per cent if you're in the $70,000 to $140,000 a year "not-quite-successful-enough-to-justify-the-full-tax-reform-breaks" bracket) there are still sufficient advantages for the queue of US buyers in London to be growing ever longer.

"Despite the 1986 Tax Reform Act, real estate still offers an attractive investment opportunity, given the relatively high yield available on residential property in the UK in comparison with the yields available in Manhattan," Toby Parker, of Bentley-Leek McMullen's New York office, contrasts the 3 to 4 per cent net returns on New York residential space with the 7 per cent or more available in London. And since, on a foot for foot basis central London housing is still half the price of space in mid-town Manhattan, when they are faced with the option of renting or buying. "We find that a lot more Americans based in London see no point in pouring their rather generous housing allowances into other peoples' investments by paying rent."

So they buy. And while Parker says that "no real estate should ever be justified on a tax basis alone," the Internal Revenue Service's attitude towards its customers' spending habits certainly helps.

If you take an 80, 90, or even a 100 per cent sterling loan on a London property (and most US buyers do just that) there is no significant currency exposure if the dollar-sterling rate should shift in an uncomfortable direction. For an investor-owner the mortgage servicing costs are tax deductible back home, and US byers have a range tof ways of offsetting depreciation on the property over 35 years, and on its fixtures and fittings over 7 to 12 years. Even a London rates bill can end up as a deductible item in the year-end IRS return.

Generalisations about tax are best left to politicians, but with a properly stuctured buying package, US investors can cut a top-slice profit on the London residential market by committing little more than their credit rating to the deal.

James McMullen at the property advisory group's London office finds that, despite the currency cover provided by a sterling loan, American investors are still influenced by the pound-dollar rates. "It is an emotional reaction as much as anything. If the dollar is firm we get more people visiting to take a look at properties."

Two bedroom flats for rent in Kensington and Chelsea remain the standard currency of the residential market as far as McMullen's investment customers are concerned. And it is one of the ironic consequences of the steady American switch from renting to buying that rental yields on those flats have progressively fallen in the last few years.

Developers have increased the supply of flats to meet the buying demand, so more flats have become available for rent just as an increasing number of their prospective tenants have started thinking in terms of buying. The result is that competition has kept flat rents relatively stable at a time when capital values have been rising at three or four times the general inflation rate. That has had the effect of nearly halving the 10-12 per cent yields that could have been achieved on a central area rental five or six years ago.

As Toby Parker says, this market adjustment is inevitable as people start to think of residential property investment in international terms. He believes that "residential real estate has to become a global commodity."

The residential investment market in London would, of course, be strangled at birth if *every* prospective flat or house renter decided to buy instead. But as Parker says, "talking to the human resources departments of corporations here you do find that there is a strong tendency for them to want executives travelling overseas to rent, so that they will retain their mobility."

For US executives who don't risk their London allowances if they buy, UK home loans are especially tempting. It is a pleasant surprise for incoming Americans, who are still used to graduated interest payments on mortgages and to less generous loan-to-income ratios, to find that loans have become so freely available and that higher interest rates for larger borrowings have become a rarity here.

Since incoming investors are more comfortable with the concept of high gearing than an average UK homebuyer—quite apart from the tax-appeal of the debt—ease of access to loans is an important plus-point. James McMullen has regularly lined up finance worth 95 per cent of a property's valuation, but he has found sufficient demand for 100 per cent sterling loans to have organised a facility through Kleinwort Benson and Sun Alliance for US buyers looking for £100,000 and £500,000 properties to borrow the lot.

If you discount the divorce option for two household families, British corporate executives don't have the same tax breaks as their US counterparts when it comes to a second home. Yet it is the tax laws that are making them increasingly likely to buy on their own account, according to Peter Kearon, Knight Frank & Rutley's London residential partner.

"Since 1983, when they changed the rules, the company house has become a very expensive benefit." Executives now have to pay a commercial market rent for the use of the company house or flat, or face a tax charge of 12 per cent of the value of the property above £75,000.

Foreign executives in company-financed properties who become subject to the taxable benefit rules will generally have that charge covered by a tax equalisation clause in their contracts. Home-grown executives have no such cover, and Kearon says that, "Everyone is very tough on it, they are all terribly careful to declare the full tax benefit, and it means that UK companies have, on the whole, become sellers. The chairman doesn't want a whacking great tax bill, so they get rid of the place."

It is primarily those US buyers—as well as an increasing number of French bank executives who have followed their dealing operations to London—who have been taking up the slack in the company house market.

While Japanese executives tend to head for the suburbs, Americans in London like addresses that equate with their status: "Street value is all important to them," says Kearon, "and they will only buy in generally accepted smart streets and squares. They are not pioneers, they won't as a rule look at houses outside the centre and they do expect to pay the market price for a property."

Now that everyone is so well briefed on the going rate for properties in the more fashionable parts of the West End there are, says Kearon, "no bargains left. You might be talking to a little old lady with a property that hasn't been touched since the War and she'll be quite calmly talking about £1m or so.

"Everyone is so conscious of values that there are clear rates for particular streets and squares."

Being in this instance buyers rather than bargainers, incoming US owners in the more fashionable parts of town have helped to narrow the gap between asking prices and achieved prices. Kearon confirms, "When they do buy at the going rate it underpins those values."

It is not that they are price-insensitive, rather the reverse. And it is not at all surprising that investment-conscious buyers should be acutely sensitive to prices in an area. Strip away the subjective appeal of a London home, and prime area residential property—especially if it is bought on the margin with a tax efficient, high percentage loan—has much the same characteristics as any other trading stock.



BUILDING a castle for love of seaweed and a baronet's daughter sounds like the plot of a Gilbert and Sullivan opera. The suspicion grows when you add gangs of smugglers, and a battle with cannon on the lawn bombarding a squadron of the Royal Navy.

But Acton Castle is real enough.

The granite house, overlooking Mounts Bay just six miles from Penzance in Cornwall, was built by John Wood the Younger on the instructions of seaweed enthusiast John Stackhouse. He had the idea for the building while visiting St Michael's Mount with his future wife, Susanna Acton (the baronet's daughter) in the 1770s.

The smugglers came on to the scene in the 1780s when Acton Castle was being looked after in Stackhouse's absence by John Carter. His brother, Harry, became known as the "King of Prussia" because of his Excise-evolding action in Prussia Cove along the coast.

It was the view rather than the history that impressed Simon Chapman when he came across the property a few years ago. Acton Castle had been operating as a country hotel for some years and was in a poor state.

With backing from Allied Dunbar, Chapman, surveyor Gregory Leach and property analyst Christopher Walls bought it, reinstated the castle and grounds and have created eight vast two-bedroom apartments, each with views over the bay and to St Michael's Mount.

Stimpsons (Truro 74461) is handling the sales of the apartments which, since they are priced at around £90,000 a time, are aimed at incomers rather than the local market.

LONDON'S MOST EXCITING RESIDENTIAL CONCEPT
IS SELLING NOW.
10% DEPOSIT ENSURES PRICE FROZEN.
PROJECTED COMPLETION 1988/89

POINT WEST
KENSINGTON

Studios, 1, 2 & 3 Bedroom Apartments available. 125 year leases.
Prices from £95,000.

This Superbly Serviced Apartment Complex Features:
• 24-Hour Security • Porterage
• Grand Foyer • Health Club
• Restaurant • Business Services
• Car Parking • Exclusive Shops
• Low Service Charges

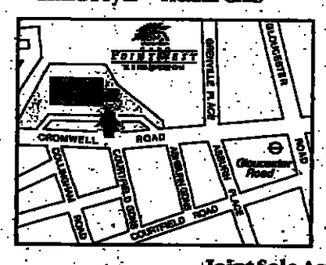

A development by
LAND INVESTORS PLC
and
FARLANE INTERNATIONAL NV

Project managed by
BERKLEY HOUSE PLC

Joint Sole Agents:
SAVILLS
LLOYDS
01-835 1166

the long term view of london

London Property

ABOVE THE MADDING CROWD

A view from the Penthouse Window.

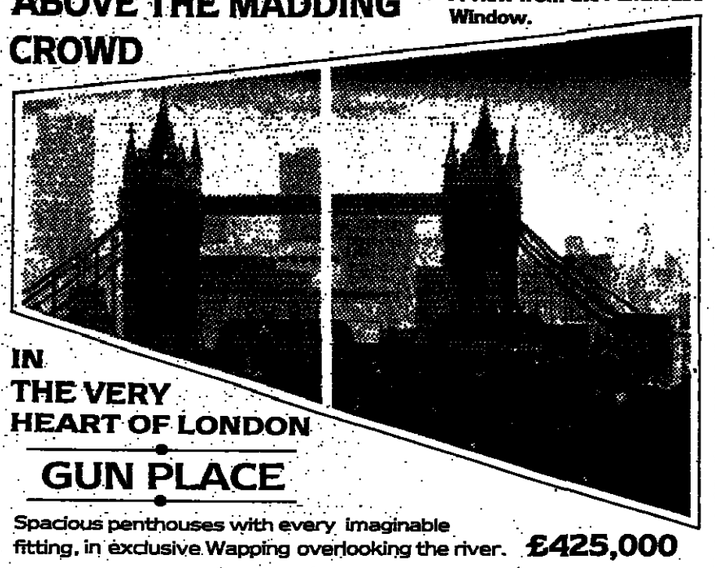

IN THE VERY HEART OF LONDON

GUN PLACE

Spacious penthouses with every imaginable fitting, in exclusive Wapping overlooking the river. **£425,000**

For more information contact Ruth Cochrane on 01-265 1282 between 11am and 6pm every day except Wednesday Gun Place 86 Wapping Lane London, E1

or Ivor Skinner on 01-555 3242 Barratt East London Ltd Warton House 150 High Street Stratford London E15 2NE

A house exchange service is available.

BARRATT

Our homes at Thornhill Bridge Wharf. An investment that'll get you moving.



For a fabulous range of prestigious three and four bedroom Heron homes, visit our final phase development at Thornhill Bridge Wharf, Caledonian Road.

THEY'RE IDEALLY LOCATED

Set around a peaceful courtyard adjacent to the Grand Union Canal, just minutes from the City.

LAVISHLY EQUIPPED

Including a comprehensive security package, and a garage or private parking facilities.

COMPETITIVELY PRICED

Prices start from £147,500 to £195,000. Visit our sales office in Caledonian Road, N1, anytime between 12 - 5, or phone our selling agents John England and Partners on 01-402 2333.

TOWN & CITY · LIFESTYLE

Heron Homes

HERON

A HERON INTERNATIONAL COMPANY

MAYBURY COURT

MARYLEBONE STREET · LONDON W1

500 yards from Regents Park and Bond Street, 68 apartments are available in this distinguished development by CCC plc

All apartments have been individually finished and decorated by an experienced design team and include: 1, 2 or 3 bedrooms, fully fitted kitchen, luxury bathroom, shower room and high grade carpets.

Lease: 75 years. £115,000 to £162,500.

Jackson-Stops & Staff

Selling some of the best property in London.

9 Milner Street, London SW3 2BQ.
Telephone: 01-581 5402. Fax: 01-584 7266.

ANCASTER HOUSE MAYFAIR, LONDON, W1

Magnificently restored Mayfair Mansion, totalling 22,000 sq ft with very impressive Reception Rooms, including the largest private Ballroom outside Crown Property.

FREEHOLD

Joint Sole Agents

AYLESFORD
440 Kings Road
Chelsea, London SW10
Tel 01 351 2383
Telex 916048

CLUTTONS
127 Mount Street
London W1
Tel 01 499 4155
Telex 28729

NORTH END HAMPSTEAD N.W.3.

To be found right on Hampstead Heath. Two spacious houses each having a master bedroom with superb ensuite bathroom, five additional bedrooms, three bathrooms, three reception rooms, fully equipped designer kitchen/breakfast room, utility room, sauna and integral garage with additional parking space. An important feature is the extensive roof area offering potential for a variety of uses. Each has its own attractive garden set with mature trees and a fountain. Approached by a gravel drive through a security gate with video entry control.

SHOW HOUSE OPEN
THIS SATURDAY AND SUNDAY 11am-5pm

Aylesford & Co., 103 Kensington Church Street, London W8. Telephone: 01-727 6663

AYLESFORD

APPLY JOINT AGENTS

DRUCE
21 Manchester Square, London W1. Telephone: 01-581 3771

KENSINGTON, W8.

The re-construction of a wide 3-storey **HOUSE** has created an extraordinary home where numerous architectural features complement two 28 feet Reception Rooms opening to Courtyard or Balcony, elegant Dining Room, superb Kitchen, 4 Bedrooms, 2 Bathrooms, Shower Room and Garage. Freehold.

£495,000

Harpers in Kensington

01-938 2311

CHESTERTONS PROPERTIES

JOHN TRUNDLE COURT EC2
Spacious studio apartment with a most charming aspect over landscaped courtyard. Studio/bedsitting room, kitchen, bathroom, balcony, parking available.
£49,500 Leasehold 123 yrs

LANCASTER DRIVE E14
Superb second floor apartment with water views. 2 bedrooms, bathroom, reception room, utility, garage, terrace.
£125,000 Leasehold 125 yrs

SALMON LANE E14
Fabulous three bedroom Georgian town house within highly attractive and sought after conservation area. 2 receptions, 2 bathrooms, showerroom, kitchen, utility, room, garage.
£160,000 Freehold

ANCHOR BOILERHOUSE SE1
Sensational Thameside apartment in prestigious converted warehouse with panoramic views over Tower Bridge towards the City. Bedroom, dressing room, reception, kitchen, parking space, balcony.
£225,000 Leasehold

CITY & DOCKLANDS 01-538 4921

CITY EC4. ST. PAULS

Furn. or unfurn. 2 bed flat in p/b block adj. Cathedral houses. Ideal business base pied-a-terre.
Lse 73 yrs. £135,000. No agents please.
Tel: 01-242 7482 days
or 092 78 2723 evenings

If you appreciate owning an original, you'll appreciate 15 West Heath Road NW3.

This unique collection of nine 3 bedroom apartments was created for those few special people who appreciate originality. Costing from £295,000 to £590,000, each apartment is individually designed to the highest standards and shares what many connoisseurs would say is the finest view in London.

SHOW FLAT OPEN DAILY
11am – 6pm

Or for a colour brochure contact Joint Sole Agents:

Ellis & Co. 01-455 1014

Landmark Estates 01-486 0079

Overseas Property

The directors of Marbella's most prestigious development, La Alcazaba, cordially invite you to preview their magnificent new apartments at

ALCAZABA BEACH

The first phase of this most exclusive development, set within private, tropical gardens on the delightful, unspoiled coastline just west of Marbella, will be completed this Autumn. With initial offering prices currently ranging from approximately £88,000.



R.S.V.P.
Chestertons Prudential,
116 Kensington High Street,
London W8 7RW.
Telephone: 01-937 7244

SWITZERLAND

EXCEPTIONAL

For sale, in **VERBIER**, in the magnificent ski resort of the Wallis Alps, direct from the builder, on draught, available December 1987.

DUPLEX APARTMENT

1 living, 2 bedrooms, kitchen, balcony, parking place. Beautiful view on the Alps. Sunny and quiet.
Price SFr 270,000

Mortgages up to 60% available. Excellent references available.

Write:
Pierre PEJU PROMOTIONS
Simplon 14, CH-1094 PAUDEX/
SWITZERLAND

SOUTH TENERIFE

Amarilla Golf and Country Club

offer luxury apartments and fairway villas

From £16,950

The ultimate in sports and leisure facilities, including beaches.

Freephone: Amarilla Golf

Full Colour Residential Property Advertising

APPEARS EVERY SATURDAY
(Copy deadline 12 days prior to publication).
Rate £35 per Single Column Centimetre.

To find out more call

CAROL HANEY: 01-489 0030

Country Property

FOX & SONS

NEAR TOTNES, S. DEVON



Gracious Georgian Country Residence in unspoilt yet accessible S. Devon location. Sunny & elegant accommodation includes 4 Reception Rooms, 6 Bedrooms, 2 baths. 2 Bed self-contained staff wing. Stabling & Garaging. Lovely grounds of 6 acres including walled garden, copse and paddock.

FOX & SONS
THE COUNTRY HOUSE DIVISION
22 Cathedral Yard Exeter.
Tel: (0392) 51571

Knight Frank & Rutley

GLOUCESTERSHIRE

Cirencester 9 miles

A HANDSOME STONE HOUSE

3/4 reception rooms, 6 bedrooms, 3 bathrooms, gas central heating.

Studio suitable for conversion to annex.

Garages. Mature gardens. Paddock.

ABOUT 2 ACRES.

Offers around £210,000 for the freehold

Joint Agents:
Jackson Stops & Staff, Cirencester. Tel: (0285) 3334
Knight Frank & Rutley, Cirencester. Tel: (0285) 69771
(SMGB/13685)

ISLE OF MAN

Small country house within 5 miles of Douglas and having fine country views. 2 Reception Rooms, well fitted Kitchen, 3 Bedrooms, 4 attic Bedrooms, 2 Bathrooms and good stone outbuildings including barn.

For sale by Public Auction 21st May at 12 noon.
Price Guide £75-85,000.

CHRYSTALS
Chartered Surveyors
Skilled in sales since 1804
0624 23480

NEW FOREST

Country House

Superb throughout. M27 12 miles. Versatile accom, ideal S/C annexe. 5 Recep, 2 Kitchens, 7/8 Beds, 2 Baths. Full C.H., 5 garages, park like gdns. 2½ acres.

Offers on £360,000.

Fox & Sons, 5/7 Salisbury Street, Fordingbridge, Hants. (0425) 52121.

Relocation

BRITISH PROPERTY SEARCH
136 REGENT STREET
LONDON W.1.
Moving to/around Britain? Expatriate and company moves a speciality. Don't waste your time leave it to the experts. You want it, we'll find it.
Tel.: 01-437 6900

Hampton & Sons

IGHTHAM, KENT

Sevenoaks 5 miles

A distinctive country house dating in part from the 16th Century, in secluded park-like grounds of about 14½ acres.

Lobby, reception hall, 2 cloakrooms, drawing room, dining room, conservatory, study/library, sitting room, billiard room, kitchen, breakfast room, extensive domestic offices, 6 bedrooms, 3 bathrooms (incorporating principal suite) spacious 2nd floor flat with separate entrance comprising hall, drawing room, kitchen, 4 bedrooms and 2 bathrooms. Range of outbuildings grouped around a courtyard with garaging. Sweeping lawns, woodland and paddocks.

Substantial offers are invited for the Freehold
40 High Street, Sevenoaks, Kent (0732) 460222
and London Office 01-493 8222

Weller Eggar

NR. WARNHAM, WEST SUSSEX

main line station 4 miles

Outstanding architect designed period Barn conversion, enjoying southerly rural views. Six bedrooms, three bathrooms, splendid great hall with gallery, drawing room, sitting room, farmhouse kitchen, utility room, cloakroom, double glazing, central heating, stone/slate barn, loose boxes, nearly 20 acres of pasture.

Weller Egger, 1, Bank Buildings, Cranleigh, Surrey. (0483) 273525

BRANKSOME TOWERS, POOLE

A UNIQUE CLIFF TOP BUILDING PLOT WITH PANORAMIC SEA VIEWS

over Poole Bay to the Isle of Wight in the east and Purbeck Hills in the west.
Private footpath to magnificent sandy beach.
Freehold for sale by auction on 16th April 1987

Brochures from:

FOX & SONS - 0202 700922

CLUTTONS

Malvern, Worcestershire
Building Land for Sheltered Housing

Consent for 30 Units on 2 Acres
For Sale By Tender
(Closing Date 7th May 1987)

Joint Agents
Cluttons, Arundel Office Tel: (0903) 882213
and Whitt, Yeates & Ridley, Malvern Tel: (06845) 3232

Plumpton Green, East Sussex

A delightful Country House in secluded rural setting with stream intersected Gardens and Lakes.
2 Reception Rooms, Kitchen/Breakfast Room, Utility Room, 4 Bedrooms, Jacuzzi, Bathroom and ensuite w.c.
Gas Central Heating. Garaging for 3 Cars. Workshop. Range of Outbuildings. Recently Landscaped Gardens. Paddock and Woodland Copse.

In all about 10 Acres
Arundel Office Tel: (0903) 882213

127 Mount Street, Mayfair, London W1Y 5HA, Telephone 01-499 4155

Also at: London — Westminster, Kensington, Chelsea. Arundel, Bath, Canterbury, Edinburgh, Harrogate. Oxford, Wells, Bahrain, Dubai, Kuwait, Sharjah.

New Homes

Easy to reach

North Beckton E6 *Close to the fast A13 expressway to the city.* 4 & 5 bed homes from £96,000. *Ph: 01-511 6406.*

Rotherhithe SE16 *within easy travelling distance of the city.* 2 bed flats, 1, 3 & 4 bed houses from around £60,000. *Ph: 01-231 7107.*

Sutton *Frequent services to Victoria and London Bridge* Studios, 1, 2 & 3 bed homes from £41,750. *Ph: 01-643 4339*

Swiss Cottage NW3 *5 mins* to the City.* 1 bed flats and 4 bed houses from £87,000. *Ph: 01-483 2410.*

Woodford Green E18 *40 mins* to Liverpool St. Sta.* 3 bedroom houses from £63,000. *Ph: 01-505 6715.*

**approx. rail times.*

A Trafalgar House Company **Ideal Homes**

London Property

CHESTERTONS
PRUDENTIAL

GLOUCESTER MEWS WEST, W2 £169,950

Truly splendid two storey modern mews house refurbished to a most exacting standard and located in a quiet residential mews close to Kensington Gardens.

2 Double Bedrooms, Reception Room, Fully Equipped Kitchen, Bathroom, Separate W.C., Integral Garage. Viewing Essential. 124 years.

OPEN SATURDAYS 10.00 – 1.00pm. 40 Connaught Street, London W2 2AB.

01-262 5060

DOCKLANDS OFFICE NOW OPEN!
Alan Selby & Partners
2-4 WEST FERRY RD E.14
Tel: 01 538 5421
OPEN 7 DAYS A WEEK

Chemical Bank Home Loans

Mortgages on higher-value London Property

* fast, personalised service
* funds immediately available

Phone Barrie Lewis-Ranwell on 01-380 5186

CHESTERTONS
PRUDENTIAL

GLOUCESTER SQUARE, W2
In prestigious Chelwood House, a delightful newly refurbished south facing 2nd floor flat overlooking delightful square gardens. 2 bedrooms, bathroom, cloakroom, kit/breakfast room, large reception room. Access to gardens.
75 years £239,000

HYDE PARK GARDENS, W2
A superb and skilfully executed newly refurbished 2nd floor apartment in this prestige terrace facing the park. 3 bedrms, 3 bathrooms, cloakroom, grand reception room, dining hall, large kitchen. Access to gdns.
61 years £495,000

MARBLE ARCH, W1
In the crescent in Great Cumberland Place, an unusually light penthouse with south and west facing windows. 3 bedrooms, bathrooms, cloakroom, spacious reception room, kitc. Lift. Caretaker. Storeroom. Ideal for refurbishment. £285,000

HYDE PARK 01-262 5060

Scott Gardner & Company
CHARTERED SURVEYORS 01 373 7882

SALES

MAYFAIR W1 £159,500
Superb newly refurbished and fully furnished flat. 1 bed, 1 rec, kit, bath. Rental Income £15,000 to £17,000 pa. Low outgoings, resident caretaker. Lease 83 years.

KENSINGTON W8 £89,500
1 bed, 1 recep, kit, bath, second floor mansion block flat.

RENTALS

WHITEHALL COURT SW1
Superb 7th floor flat with direct river view. 1 rec, bedroom, kit, bathrm, 24-hr lift and porterage, maid/laundry service avail. £325 pw (furn) Co Let.

MAYFAIR W1
Selection of medium/long term rentals. From small 1 bed £300 pw to large air conditioned 1 bed, 2 rec, garage, 5 day maid service, porterage, lift, £580 pw Co Let.

HURLINGHAM ROAD
SW6
£285,000 FREEHOLD
A delightful family house in prime location overlooking Hurlingham Park. 5 bedrooms, 2 bathrooms (1 en suite), cloakroom, double reception, kitchen/breakfast rm, utility. Gas CH. Cellar. Garden.

FILMER ROAD, SW6
OFFERS IN EXCESS OF £200,000 FREEHOLD
An extremely attractive and unusual 4 bedroom Victorian family house. 4 bedrms, 2 bathrooms, 30ft open plan entertaining area, fitted kit. 30ft garden. Gas central heating. Carpets.

Hampton & Sons
821 FULHAM ROAD
LONDON SW6 - TEL: 01-736 8211

CLAPHAM—Large family house 5/6 bedrooms, 3 bathrooms, drawing room, dining room, conservatory, kitchen/breakfast room, large south facing garden. Freehold £295,000. CHESTERFIELD & CO. 01-581 5234 or joint sole agents BISHOP BEAMISH, 01-228 0023.

FREEHOLD PROPERTY London, SW1. Magnificent house, imposing entrance, ideal as prestigious London offices. £385,000 secures. You will have to be quick. British Property Search. 01-437 6900.

RIVERSIDE PENTHOUSE, overlooking marina 45 mins. from London Kings Cross. One ultra large bedroom, modern 4 piece bathroom, spacious lounge, fully fitted kitchen/breakfast. A great getaway pad with full security, good investment area. British Property Search. 01-437 6900.

HIGHGATE—Modern 4 bed, 2 bath Town House. Gge, gas CH. Near tennis/squash. Excellent order. £155,000. Owner 01-348 3242. Agents: 01-348 3420.

LONG WORKING DAY?—Move to leafy De Beauvoir Town, N1. Ten mins. from City. Beautiful early Victorian terrace house. 3/4 beds, 2/3 receps, conservatory. Pretty garden. £190K. Tel: 01-254 4843 or 01-359 5284.

CRANLEY GARDENS, SW7. Exceptionally light maisonette with terrace balcony, conservatory. Draw rm, din rm, conserv, study, fit kit, main bed dress rm and bath, gst-bed plus ens bath, 3rd bed plus ens shwrm. 62 yr lease. £435,000. Sole agents Beauchamp Estates 01-225 0111.

SUPERB PENTHOUSE

In the heart of Islington - Waterloo Gardens, Milner Square, N1
An amazing property in this prestigious luxury development. In immaculate order, tranquil and secure, reception (23ft x 20ft) with south facing roof terrace (23ft x 10ft), luxury fully fitted light oak Wrighton Pugin kitchen with roof terrace (27ft x 14ft), master bedroom with en suite bath, guest bedroom with en suite bath, bedroom 3/study, double glazing CH, lift, 3 underground car spaces, caretaker
£258,000 123 YEAR LEASE
HOTBLACK & CO - TEL: 01-226 0180

Overseas Property

bendinat MALLORCA
The Anchorage & The Golf Apartments

Europe's most prestigious private development:
François Spoerry's superb 1-5 bedroom waterside apartments,
20 minutes to the airport.
* Clubhouse, bars & restaurants.
* Beachclub, swimming pools, windsurfing, tennis & water skiing.
* The Royal Bendinat Golf Course & Apartments.
* Villas & Land Plots.
* Rental & letting services.
* Full British Management.
* Prices from £35,000 to over £300,000.

163-169 Brompton Road, London SW3
Tel: 589 4567

SWITZERLAND
Sale to foreigners authorized
Lake Geneva & Mountain resorts
You can own an APARTMENT or CHALET in: MONTREUX, CRANS-MONTANA, VERBIER, VILLARS, GRIMENTZ, CHÂTEAU-D'OEX, region of GSTAAD, LES DIABLERETS, LEYSIN, JURA, Thermal Center in the Rhône Valley, etc. Fund 50% REPAYT. - Mortgage 60% at 6½% interest.
REVAC S.A.
52, rue de Montbrillant - CH-1202 Geneva
Tel. 41.22/34 15 40 - Telex 22030

UNSPOILT MENORCA—Interesting selection retirement and holiday homes. Further details: BINIBELLA LTD. 01-937 2824.

SKI APARTMENTS REDUCED FOR QUICK SALE
SCHLADMING, Nr SALZBURG AUSTRIA
1st class apartments in world championship resort, traditional style building, fine views, heated pool, sauna, tennis court, glacier ski-ing (winter and summer), ski lift next to apartments. 90% mortgage possible, subject to status, will let your property when vacant (if required).
SPECIAL OFFER TO 30th APRIL 87
5% discount on basic price, existing furniture included without charge, 1 night complementary stay to view.
Brochure:
Cheshire Gibson—01-491 7050

IBIZA—BALEARIC ISLANDS—SPAIN
For INVESTMENT (British Ownership)
Sale by Private Treaty
Large (175 sq m) Villa with dependances and pool, garden land. 1,800 sq m. Tourist area. 200 metres from Beach. Own well. Possibly development includes Permits/Documents for 12 flats condominium. PRICE Ie £130,000 Sterling.
C/O TALON INVESTMENTS
68 Ebury Street, London, SW1
01-235 8111 Telex 88136.13 Talon G

ANDORRA
The tax haven in the mountains
Apartments and houses from £13,000. Close to 5 ski resorts. Ideal for holidays, retirement or investment.
* No taxes, no currency regulations.
* No restrictions on selling property.
* Low cost of living.
SPANISH SKI PROPERTIES
20 Tithebarn St., Liverpool L2 2DT
Tel: 051-727 4641 & 051-427 2552

SONESTA BEACH VILLAGE on the Costa Del Sol has it all. Ocean front, golf, tennis, marina and security through Completion Insurance. Definite delivery this summer of your own luxury Apartment or Town House. A project of Overseas Corporation, Coral Gables, Fl., USA. Phone: 01-589 4567 or write to Overseas Marketing, 169, Brompton Road, London SW3 1PY.

New Homes

HURLINGHAM SQUARE, Parsons Green, Fulham—Luxury 4/5 bed, 2/3 bath houses in stunning new "Hurlingham Square," Peterborough Road, SW6. From £249,500 freehold. Letting and Management Services available. Sales Office: Tel 01-736 5539. Showhouse open now 11 am-6 pm.

SPAIN, CANARY ISLANDS PORTUGAL, MADEIRA CYPRUS, ITALY, GIBRALTAR AND FLORIDA
SPAIN — New/resale in Lanzarote, Tenerife, Costa Blanca, Costa del Sol, Malaga-Marbella or sep. list west of Marbella, Costa de la Luz (Algeciras-Cadiz). Costa Brava, Mallorca, Mojacar. New or renovate at Competa near Malaga. GIBRALTAR — New/resale. PORTUGAL — Wide choice new and old in the Algarve, new / resale Estoril, Cascais, Sintra and sep. list for Foz do Arelho 100 kms north of Lisbon. MADEIRA — Villas/plots/apartments. CYPRUS — Wide choice. ITALY — Tuscany rural and town properties, sep. list Umbria. FLORIDA — Homes/businesses, visa advice. State specific area required.
BABET SALES
14 High Street, Godalming
Surrey GU7 1ED - Tel: (04868) 28525

SELECT SOUTHERN CALIFORNIA PROPERTIES AVAILABLE
For Sale or Joint Venture. Choice of residential, office or commercial projects either completed or "to be built," offering security w/appreciation plus exceptional return on investment. R.E. Developer w/proven track record of successful projects from concept to final sale invites inquiries.
Contact: Holmes for further details: 4400 MacArthur Blvd., Fifth Floor, Newport Bch., CA 92660, USA.
Fax: 714 955 4990

OVERSEAS PROPERTY ADVERTISING
will be a feature of these pages every week
To find out more please call:
CLIVE BOOTH on 01-248 5284

Rentals

COMPANY LETS
Short and Long
NEAR MARBLE ARCH
FULLY SERVICED APARTMENTS
DUKE

STUDIO	from £150 pw
1 BEDROOM	from £250 pw
2 BEDROOM	from £350 pw
3 BEDROOM	from £450 pw

14 Elm Court
31 Harrowby St, London W1
Tel: 01-723 7077/258 3868
Telex: 24141 DUKEAP
Fax: 01-724 8828

Horner Hill
WARGRAVE
DELIGHTFUL CONV. BARN with masses of beams o/looking river. 5/6 beds, 3 recs, 3 baths
£1800 pcm
Available immed. Long let
Tel: Maureen Masters (04862) 28969

EX-PATRIATES PROPERTY SERVICES LTD. Rentals. Selection of lux 2 bed flats, Clifton, ranging from £375 p.c.m.-£440 p.c.m. Tel: Mrs. Harris, Bristol (0272) 290651, ext. 273.

Country Property

Humberts

EAST DEVON
Honiton 5 miles - Taunton 16 miles - Exeter 18 miles
A Georgian country house of distinction
3 reception rooms, 8 bedrooms, 2 bathrooms, cloakroom, kitchen/breakfast room
Oil central heating
Cottage wing with living rooms and 3 bedrooms
Garaging for 3 cars. Outbuildings and stabling.
Garden, grounds and paddock
In all about 13 Acres
OFFERS INVITED FOR THE FREEHOLD
Details: London Office - Tel: 01-629 6700
and Taunton Office - Tel: (0823) 88494
(01/(2)9927/TJAW

NOTTINGHAMSHIRE
Southwell 3 miles - Newark 8 miles - Nottingham 16 miles
A Residential, Agricultural and Sporting Estate
The principal house situated in parkland setting - Foreman's House
Range of Stable Cottages (subject to tenanted occupation)
Extensive ranges of Farm Buildings
Productive Arable Land and Pasture
In all about 612 Acres
FOR SALE BY PRIVATE TREATY AS A WHOLE OR IN 3 LOTS
Joint Agents: Edward Bailey & Son - Tel: (0636) 703141
and Humberts, Stamford Office - Tel: (0780) 52788
Humberts National Farm Sales Dept - Tel: 01-629 6700
(19/1647/SJP)

SUFFOLK/ESSEX
Premier Homesearch has an extensive registar of high class properties for sale in the area, and provides an excellent service assisting in the search, selection and purchase of quality properties
Phone: Nicholas Wrinch
0473 327058

WALLINGFORD, Oxon
£275,000 Offers
An Imposing Riverside Town House, believed to be of Queen Anne Period, currently divided to flats, but offering scope for renovation and/or conversion back to single elegant home. Situated in quiet residential street in Town Centre, and offered with full vacant possession on completion.
Apply Wallington Office
Tel: (049 161) 3123
SIMMONS & LAWRENCE
3 High Street, Wallington, Oxon

BATH
London Paddington 70 minutes
A rare opportunity to acquire an ATTRACTIVE RESIDENTIAL FARM on the outskirts of this Georgian City. Fine 18th century farmhouse, cottage, outbuildings and approx 200 acres
OFFERS AROUD £550,000
DORMAN REEVES
TEL: 0225 333332

LOUGHTON (ESSEX)—Next M-ways, tube, forest. Detached 3 bed family house. Luxury kitchen, bathroom, exceptional lounge/diner, pm lounge, large garden. Garage and 2 car parking. Freehold £168,000. 01-508 3154.

OPENFIELDS OVERLOOKING Windsor Castle. Picturesque fully modernised and furnished Victorian Cottage. Detchet, nr. Windsor. Oak fitted kitchen, bathroom, 2 bedrooms, lounge/dining room with open fireplace, conservatory, 80 ft garden, full GCH, easy access to M4, M25 and trains. £91,950. Tel: 0753 74534.

• PROPERTY •

Demand for homes beyond Oxford is growing says, **John Brennan**

M-way sparks price surge

IT IS 20 years since the Department of Transport initiated a feasibility study on the need for improved roads south of Birmingham. The first of a continuing series of public inquiries started in 1973 and the 57 miles of two and three lane motorway, costing an estimated £250m, will not be completed until 1991—assuming there will be no further problems about the route.

Yet, the extension of the M40 motorway from Oxford to Birmingham is already having an impact on residential prices in Oxfordshire and Warwickshire.

"The motorway will make an enormous difference because, if you have ever had to use the roads here on a regular basis, you would realise how exhaustingly frustrating they are," says Nick Hextall, of Carter Jonas' Oxford office. He expects that the motorway will draw more London buyers up the road—beyond Oxford to Chipping Norton and to around Banbury—than it will attract Birmingham buyers down it.

And while the immediate effect has been to annoy the inhabitants of a large number of villages whose peace will be shattered by the building programme, "we are already seeing a number of new buyers looking for homes in the motorway corridor above Oxford."

Sally Jarman has joined Carter Jonas at Oxford to provide a relocation service for companies moving staff into the area and for individual home buyers. "People really cannot expect to be able to house hunt when they have only the weekends to tour an area; and for people moving into a rural area, there are a number of things that you only really find out if you know the area well," she says.

"If you see a bus stop in a village, you might assume that there is a bus service, and there might be one. But you wouldn't know if that was a service just about to be axed — and that kind of information can make all the difference."

Families shifting their residence are most interested in the local schools, but helping people move involves keeping track of everything from the leisure facilities and health care as well as being able to pin down the type of house they want within a price range. "There isn't any point in sending out details of 100 properties to someone when it is possible to pin down what they really want by talking to them first," Jarman adds.

For people who do move into the area, Mark Kenchington, of Colliers Bigwood & Bewley, recently pinpointed the areas that have already seen above-average price rises now that most of the M-way route has been agreed.

Kenchington's price-risers include Lapworth, Lowsonford, Rowington, Henley-in-Arden, Warwick, Barford, Stratford-upon-Avon, Horton, Horley, Deddington, Adderbury and Bloxham. And he reports "increasing demand for country cottages and houses in the rural areas and villages around Stratford-upon-Avon, Banbury and Oxford for weekend cottages and/or second homes." Londoners and West Midlanders alike are buying in anticipation of faster road journeys.

In surveying local prices, Colliers Bigwood & Bewley found that properties seen to be M40 beneficiaries have risen "by something like twice the average rate for the area as a whole."

A standard three-bedroom semi in Banbury, for instance, would now sell for around £45,000; while a four-bedroom period stone village house in the same area, that would have cost you £80,000 to £90,000 in 1985, might cost between £110,000 and £120,000 now. The increases in these areas, says Kenchington, have been as much as 35 per cent in the past couple of years.

● *Last week's article on "The battle of the boards" was written by Holly Smith, not John Brennan.*

Studios soar

THE CHEAPEST studio flat in London now costs something over £30,000. According to Richard Evans: "You can't get anything under that even out somewhere like Crystal Palace."

Evans adds: "Most studios that are within a taxi ride of jobs in the centre would be in the mid-£40,000s and would go up into the £90,000s. A one-bedroom flat would start around the mid-£40,000s and be in the mid-£50,000s in a taxi ride area."

Evans works for Stern Studios (01-244 7301), which deals only in studio and single-bedroom flats. Since it takes much the same amount of work to sell a £50,000 flat as a £250,000 apartment, and as agency commissions are a flat-rate percentage of the sale price, there isn't much of an incentive for central London agencies to deal with first-rung properties. "It was an obvious hole in the market," says Evans.

Stern has been filling that gap for the past six years, turning over small flats for buyers who "rarely stay for more than a year. We find that most people want to trade-up as fast as they can—inside three years at the absolute outside."

This end of the market is highly sensitive to mortgage rates, tax relief on home loans and access to funds, since Evans reports that most buyers are looking for as near-100 per cent finance as they can get. He has seen a marked improvement in the quality of small flats in the past few years. "The standard of conversions has gone up by leaps and bounds, and some of the very tatty 1970s' conversions are proving hard to sell as people have become used to a higher quality."

However, price and communications are the main considerations; and, looking out along the tube lines, Evans says it is still possible to find a home, albeit a tiny one, for £50,000 "in vaguely central London — Hampstead, Bayswater, or West Kensington."

J. B.

THERE ARE roses around the door, monster hollyhocks, an ash tree, a may tree, a quince, several silver birch, cherry trees and magnolia bushes as well as red and black currant bushes, raspberries, gooseberry plants . . . in fact, the kind of English country garden that you tend to see only in television commercials. In this case, there is a house as well; and to match the half-acre garden, it is an impeccably thatched, grade II-listed 15th-century cottage with three bedrooms, out-buildings and garaging for three cars.

Exposed oak beams and oak panelling, inglenook fireplace . . . if you put all the elements of an ideal country cottage into a computer, there is a fair chance it would turn out the pattern for something like Holt Cottage. Weller Eggar's office at Alton (0420 82601) is looking for offers over £160,000 on the cottage, which is just 43 miles from London—eight miles off the nearest M3 junction—at Holt Lane End, Bentwood, Hampshire.

Holidays and Travel

Overseas

JERSEY in the Springtime
Enjoy a memorable holiday in Jersey in the lovely months of May and June at one of our elegant top-rated hotels.
Water's Edge Hotel, DEPT. (W.F.T.) Bouley Bay, Jersey. Tel: (0534) 62777.
In its own terraced gardens in a position of outstanding natural beauty, right on the shore of Bouley Bay.
La Place Hotel, DEPT. (W.F.T.) Route du Coin, La Haule, St. Brelade, Jersey. Tel: (0534) 44261
Set in the south, close to some of the most delightful bays. The peaceful atmosphere of an old hostelry, yet with every modern comfort.
Offering the best in comfort, convenience, food and service, each hotel has attractive bars and lounges, swimming pool and sun patio. All rooms have bath, colour T.V. Write or phone to the hotel of your choice for full details and colour brochure.

Stay in Prince Belmonte's Italian Palazzo
A magnificent, 17th century private palazzo on the sea, converted by Prince and Princess di Belmonte into elegant, luxurious apartments. Extensive grounds, private beach, pool, unspoiled countryside steeped in history combine to make a unique holiday. Also wonderful houses in Tuscany and Porto Ercole. Ask for our villa brochure, including the Algarve and Mouchique hills; Greek Islands; Turkey. (Our exclusive South of France houses — rentals from £400 to £5000 per week — separate brochure.)
Please Telephone
CV Travel
43 Cadogan Street, Chelsea, London SW3 2PR
01 581 0851 or 584 8803
(089 0132 24hrs)
The specialists in villa holidays

AUSTRALIA/NZ
UNBEATABLE EXPERIENCE
Direct & World Tours
* LOW COST DIRECT FLIGHTS From £599 Return.
* ROUND THE WORLD VALUE Tailor made tours e.g. London-Hongkong-Perth-Sydney-Tahiti-Los Angeles-London. From £999.
* FLIGHTS FROM 21 UK AIRPORTS At no extra cost.
* OPEN EVERY DAY IN BRISTOL Incl. Sundays for helpful advice and bookings.
AUSTRAVEL
Dept FT, 7 Pipe Lane, Bristol 1.
(0272) 277201/277251.
203 Shaftesbury Avenue, London WC2H 8AR.
Tel: 01-734 7725 (24 hrs). ABTA, IATA.

THE best villas are in the Palmer and Parker brochure, all have their own pools, most have staff, and none are cheap. Available in Algarve, South of France, Marbella, USA and West Indies.
Tel: (049 481) 5411 — 24 hours
ABTA 47134 - ATOL 164

TUSCANY, UMBRIA, VENETO—Largest selection of self-catering properties ranging from simple farmhouses to luxury villas and apartments in ancient Castles and Fattorias. Brochures from Chapter Travel. 01-586 9451.

VENICE—Apartments to rent in central Venice from £215 per week. Chapter Travel. 01-586 9451.

U.K. Hotels

IVYSIDE HOTEL
AA** WESTGATE-ON-SEA, KENT
Family Hotel right on the sea front with indoor and outdoor swimming pools, squash, sauna, masseuse, full size snooker, Baby sitting, play-games room. Entertainments and dancing. Interconnecting family suites, bath/wc, TV.
AS SEEN ON "WISH YOU WERE HERE"
Brochure (0843) 31082

CALAHONDA
Herbrand Walk, Cooden
Nr Bexhill, Sussex - Tel: 04243 5405
Luxurious surroundings in a high-class hotel with the advantages of being pampered by personal attention. We accept a maximum of only 6 guests. Apr-Oct. Backing directly on to beach. Excellent cuisine. Jacuzzi. Adj golf course. Delightful position. Ideal touring.

STAYING IN LONDON? — Take a luxury service apartment in St. James's from only £60 (plus V.A.T) per night for two. Every comfort. Exceptional value. Ryder Street Chambers, 3 Ryder St., Duke St., St. James's, London SW1. 01-930 2241.

NEW YORK, NEW YORK—For the lowest fares to New York on scheduled carriers, via Heathrow and other destinations in the USA and rest of the world. Contact Creative Travel. Tel: 01-907 7574/0492.

Legal Notices

No. 001488 of 1987
IN THE HIGH COURT OF JUSTICE
CHANCERY DIVISION
IN THE MATTER OF
JBET
public limited company
AND IN THE MATTER OF
THE COMPANIES ACT 1985

NOTICE IS HEREBY GIVEN that a Petition was on the 24th day of March 1987 presented to Her Majesty's High Court of Justice for the confirmation of the reduction of the capital of the above-named Company from £222,039,009 to £220,000,000 by returning capital which is in excess of the wants of the Company.

AND NOTICE IS FURTHER GIVEN that the said Petition is directed to be heard before The Honourable Mr Justice Vinelott at the Royal Courts of Justice, Strand, London, on Monday the 13th day of April 1987.

ANY Creditor or Shareholder of the said Company desiring to oppose the making of an Order for the confirmation of the said reduction of Capital should appear at the time of hearing in person or by Counsel for that purpose.

A copy of the said Petition will be furnished to any such person requiring the same by the undermentioned Solicitors on payment of the regulated charge for the same.

Dated this 4th day of April 1987.
LINKLATERS & PAINES (A.Rob),
Barrington House,
59-67 Gresham Street,
London EC2V 7JA.
Solicitors for the Company.

No. 00632 of 1987
IN THE HIGH COURT OF JUSTICE
CHANCERY DIVISION
IN THE MATTER OF
BEMROSE CORPORATION PUBLIC LIMITED COMPANY
AND IN THE MATTER OF
THE COMPANIES ACT 1985

NOTICE IS HEREBY GIVEN that the Order of the High Court of Justice (Chancery Division) dated 16th March 1987 confirming the cancellation of the Share Premium Account of the above-named Company was registered by the Registrar of Companies on 19th March 1987.

Dated this 4th day of April 1987.
DENTON HALL BURGIN & WARRENS
Denning House
90 Chancery Lane
London, WC2A 1EU
(Ref: CAH/AM6D)
Solicitors for the said Company.

Company Notices

E.B.E.S.
(Incorporated under the laws of the Kingdom of Belgium)

NOTICE OF EXTRAORDINARY ANNUAL GENERAL MEETING

NOTICE IS HEREBY GIVEN that the Extraordinary Annual General Meeting of the Company will be held on Tuesday, 14th April 1987 at 11 a.m. at the Registered Office of the Company, Mechelsesteenweg 271, Antwerp, Belgium.

BUSINESS

1. Adaptation of the statutes following the law of 5th December 1986, with a view:
   —to define the Registered Office (article 3);
   —to confirm the unlimited duration of the Company (articles 4, 34 and 35);
   —to authorise the Board of Directors, for a renewable term of five years, to increase the capital in one or several steps, up to a maximum of Francs 5,000,000,000, whether by subscriptions in cash or kind or by incorporation of reserves, with the facility of withdrawing the preferential right of shareholders for the benefit of all or part of the members of staff — in service, having taken early retirement, or retired — of the Company, its affiliates, and members or former members of the Board of Directors of the Company, as well as the spouses of deceased persons mentioned above (new articles 6 to 8);
   —to define the preferential right of shareholders (new articles 7 and 8);
   —to abolish the surety for the mandates of director and "commissaire" (article 15);
   —to make formal modifications to articles 5, 12 to 14, and 30 to 33 as well as the wording of Chapter IV.
2. Adaptation of the statutes following the Law of 21st February 1985 with a view:
   —to specify the nomination of one or several "commissaire(s) — réviseur(s)";
   —to make formal modifications to articles 11 to 14; to supersede article 29 and to insert a new article at the end of Chapter IV.
3. Amendment of the date of the A.G.M. for it to be held, with effect from 1988, on the second Monday of May at 11 a.m., and correlative adaptation of article 9.
4. Other adaptations of statutes:
   —article 9 to be merged with article 8;
   —insertion of a new article at the end of Chapter III relating to the rights of "parts sociales" which are subject to joint ownership, usufruct or pledge;
   —article 17 to settle the format of the mandates and the impact of abstentions at Board Meetings;
   —article 24 and 25 to define a formal procedure for admission and a scheme of representation at Meetings;
   —insertion of a new article at the end of Chapter V relating to the postponement of Meetings by the Board of Directors.
5. Adaptation of the Dutch language text to the new legal terminology.
6. Adaptation of numbering of articles.

NOTE: Holders of share warrants entitled and wishing to attend or be represented at the meeting should deposit by Wednesday, 8th April 1987 their share warrants to bearer, or a certificate of their holding issued by their Bankers at Banque Belge Limited, 4 Bishopsgate, London EC2N 4AD. Thereupon an admission card will be issued.

Following the opening, this summer, of a magnificent new marina, the exclusive, waterside development of Puerto Sotogrande will offer the most complete range of sport and leisure facilities in the Mediterranean. For full details of the limited number of superbly finished marina apartments, with prices ranging from £22,300 to £200,000, write to: Puerto Sotogrande, 27 Hill Street, London W1X 8AS or telephone 01.493 1333.

PUERTO SOTOGRANDE

World-class golf courses plus tennis, riding, polo, sailing ... and much, much more.

A complete new way of life
Just 2¾ hours from London
ON SHOW AT THE GROSVENOR HOUSE HOTEL, PARK LANE, 9th & 10th APRIL. 11.00 am – 5.00 pm in the Court Suite.

Private pools and miles of empty, sandy beaches.



Gibraltar, with its excellent airport once again accessible from Spain, is just 15 minutes away.



An exclusive development of marina apartments, built and fitted-out to the very highest standard.

A magnificent new full-service marina, with every facility including T.V., telephone, and computerised security system. Berths from £7,800.

Puerto Sotogrande S.A., with offices in Madrid, Sotogrande and London, is one of Spain's most highly regarded and successful property companies, with a reputation amongst U.K. purchasers for speed, efficiency and total reliability.
■ Bankers in London: Barclays plc., 1 Cockspur Street, London SW1. ■ Principal Bankers in Spain: Barclays, Sotogrande; Banco Atlantico; Banklinter (Banco de Santander and Bank of America).

هكذا من الأصل

FINANCIAL TIMES SURVEY

The industry has recovered from the debacle of the mid-1980s, yet behind the optimism lurk questions, writes **Nick Bunker.** How to manage the upswing is one dilemma. The effect of changes in the regulatory and tax environment in a number of markets is another.

'Year of the roller-coaster'

THIS SPRING, cautious optimism pervaded the board rooms of the North Atlantic world's biggest insurance companies. In London, New York and Hartford, Connecticut - the old home-town of the US property/casualty insurance industry - the news was good.

Last year saw the upturn in US premium rates that began in mid-1984 finally feed through to a bottom-line recovery. One big British and US company after another reported annual results for 1986 showing a powerful swing back into the black.

As a whole, the US property/casualty industry - the world's biggest by far - posted last year an estimated $4.5bn operating profit. That was earned on total premium income of $176.4bn, according to A.M. Best, the New Jersey-based insurance analysts. The industry's 'combined ratio' - the key marker of its underwriting profitability - improved by eight points from 116.5 to 108.5.

Recovery came not a moment too soon for many insurers.

Most are still dusting themselves down after the debacle of the early to mid-1980s. It reached its nadir two years ago, when the US industry registered a £5.5bn pre-tax operating loss even after allowing for its investment income.

Yet behind this year's optimism some big questions are lurking. "The year 1987 is like being on a roller-coaster," says Mr Ron Smith, a senior property/casualty underwriter at the Travelers Corporation, in Hartford.

"We went right down to the bottom, and now we've come right back since 1984. Now, we're getting to the top again, and we just don't know what's on the other side."

Not all of the questions relate to fears that new capital will now rush back into the US industry, encouraging the kind of rate-cutting and slack underwriting that left it with its huge £25bn underwriting loss in 1985.

Some centre on the management and marketing efforts that North America's big property/causualty companies are now making to ensure that they sustain their new-found profitability. Are they making strides towards managing more sensitively the ups-and-downs of the insurance cycle?

The big questions also encompass the likely impact of last October's US federal tax reform, and the ultimate fate of the industry's campaign for a change in the nation's civil justice system.

These issues matter a long way from Hartford. For better or worse, during this decade the US has produced more than half of the world's non-life insurance premiums. In 1985 the figure was 54.3 per cent, according to the Swiss Reinsurance Company.

Elsewhere, there are intriguing developments. In France, for instance, the industry is soon to undergo privatisation. In West Germany, outsiders see some signs of a freeing-up of competition in a hitherto protected environment. Last year's European Court ruling in the Schleicher case went some way towards opening up a free market in Europe in co-insurance.

But the US industry still dominates the picture. An assessment of the international non-life insurance industry begins on North America's eastern seaboard. Start with the impact of US federal tax reform. It will raise property/casualty insurers' tax liabilities.

For instance, it compels them to discount their loss reserves. That is, they have to deduct an allowance for future investment income when they put aside money to meet likely future claims. That releases more profit, which can then be taxed.

Continental Corp. for one, estimates that in total the 1986 tax law will add $250m-$350m to its tax bill over a four-year period. This may not be bad for the industry. Discounting of loss reserves will "eliminate any cash-flow underwriting," says Mr Christian Milton, a vice-president at New York-based American International Group (AIG).

Cash-flow underwriting—where insurers underprice their business in the hope of recouping a profit from high investment income—was one of the causes of the last down-turn in the US underwriting cycle.

Reform of the civil justice system comes next on the list of questions. Last year, some 39 states passed "tort reform" measures aimed at curbing what many saw as absurdly high damages awards. They were reacting to the great American liability insurance crisis of 1985-86, when insurers pulled out of covering businesses and municipalities against the cost of legal claims.

Yet now the impetus for tort reform seems to be flagging. Not least, that is, because hostile consumer advocates, like Mr Ralph Nader, can point to the industry's surging profits, which seem to belie its claims that tort reform is essential for its survival.

Judging from American history, there is little chance that the US industry will get all the tort reform it wants. The current movement is the third tort reform campaign this century.

Before the first world war, there was the drive to take decisions on compensation for industrial accidents out of the courts, and into a system of no-fault workers' compensation insurance. Then, in the 1960s, there was a similar push for states to pass no-fault motor liability laws.

Both have wrought big changes, but neither has eradicated problems for insurers. In 1986, personal auto liability business was bad news for the industry, and workers' compensation was not much better. Recent traumas have also prompted many big property/casualty insurers to reappraise their links to the 65,000 small businesses which make up America's independent insurance agency system.

Big north-eastern-based national companies, like Continental Corporation, have streamlined and cut back their agency networks. Alongside - that, another word—"niching"—is now often heard in big insurers' boardrooms.

The theory is that the most successful companies have always specialised in narrowly-focused areas. A long-standing example isthe New York-based Atlantic Companies' old penchant for insuring churches.

Does it really work? The Independent Insurance Agents of America (IIAA), the main trade association for agents, says that the combined effect of "niching" and agency cutbacks will be to hasten the long-term shift of market share to the "direct writers"—companies like State Farm, which cut out independent agents and sell insurance direct to consumers.

It also sees signs of another power-shift, as strong midwestern-based agency writers, like Ohio Casualty, take market share from north-eastern based insurers which have discarded too many agents.

Where does all this leave the big question—whither the US underwriting cycle? "We do not believe a price-war is likely," says analysts at Salomon Brothers, the New York investment bank.

To be sure, capital has been flowing back into the industry—and on a simple supply-and-demand equation, that should depress premium rates. Some $7.8bn of fresh capital appeared in 1986, say insurance analysts at Warburg Securities, the London stockbroker. But it has been generated by the US industry itself, via rights issues, debt issues and transfers from parent companies.

It has not come from new entrants to the field—such as Fortune 500 US corporations which injected billions of dollars into the reinsurance market in the early 1980s, knocking away US underwriters' price discipline. Nor is it being heavily committed to the kind of general liability insurance for corporate America that caused insurance companies so many losses in the early 1980s.

In any case, says Mr Milton, of AIG, "the amount of capital that has come back does not make up for the amount that went out."

In 1985, for instance, 21 property/casualty insurers were declared insolvent in the US, according to the National Association of Insurance Commissioners.

To a large extent, though, the future hinges on interest rates. In the last 15 years, the US industry's combined ratio has closely followed US prime rates. If they stay low—effectively barring out cash-flow underwriting—the combined ratio will have a big incentive to stay down too.



Private motor insurance was a headache for the US insurance industry last year. Premiums were $58bn — about one-third of the industry's total premium income — but underwriting losses were $5.3bn. The real problem area was private passenger legal liability insurance. Insurers raised rates by about 15 per cent, but say they are still too low.

Insurance and Insurance Broking

CONTENTS

The US: In a puzzling year, uncertainty may discipline the market, staving off a swift return to rate-cutting.
Profile: Continental Corporation. 2

Japan: Stable premiums make general insurance groups some of the strongest in the world

France: The industry has reservations about a parliamentary bill for its reform.

West Germany: The surge of life policies due to mature shortly will oblige companies to offer new products if they are to keep clients' savings in the insurance system. 3

Brokers: This ought to be a good year in the UK, but rewards may be unevenly distributed, with smaller players suffering most.
Profile: Marsh & McLennan.
The non-life market: The British motorist and the British winter pose a threat to prospects. 4

Lloyd's: In seeking to assuage criticisms, the market must keep three beacons clearly in view.
Information technology: Companies in London know they must invest in electronics. The problem is to agree the form
Composite insurers: Protectionism closes many territories to foreign insurers, even in western Europe 5

UK: Life insurance and pensions. 6

CE Heath Group prepares for tomorrow's challenges

Following the acquisition of Fielding Insurance Holdings in November 1986, C E Heath's London-based broking activities have been re-organised into the following principal operating companies:

C E Heath (Aviation) Limited
C E Heath (Marine) Limited
C E Heath (UK) Limited
Heath Fielding Reinsurance Broking Limited
C E Heath (Latin America) Limited
C E Heath (North America) Limited
Heath Fielding Insurance Broking Limited

"The integration of the two broking operations is a major step forward.

For over 100 years the name of C E Heath has been synonymous with innovation and integrity in servicing the insurance needs of our clients worldwide. The Company is well placed to continue this tradition and we look forward with confidence to meeting the challenges of tomorrow."

Richard Fielding, Chairman.

C.E. Heath PLC

Cuthbert Heath House, 150 Minories, London EC3N 1NR. Telephone 01-488 2488.

The US

Doubt may forestall rate-cuts

THIS IS fast proving to be a puzzling year for the US property/casualty insurance industry. That may not be such a bad thing.

In one vexed area—premium rate trends for commercial lines—there is a consensus view. Beyond that, the industry is still grappling with uncertainties, not least in the crucial field of tort reform.

Add to that concerns over the impact of the 1986 federal Tax Reform Act, which will add $7.5bn to the industry's tax bill over the next five years, according to the Insurance Services Office. Then, take the troublesome issue of insurer insolvencies. The California Department of Insurance has now 110 property/casualty companies on its watch-list of issuers which could get into trouble.

What's more, two classes of business especially—worker's compensation and personal auto—still look underpriced in many states, insurers say.

One widely-held view is that the industry's uncertainty over issues like these adds a discipline to the market, staving off the threat of a swift return to rate-cutting.

Take the question of reinsurance—whose ready, cheap availability in the early 1980s helped demolish prices charged by underwriters to US customers. "Reinsurance capacity is rebuilding gradually in property risks, but there's no easing on the casualty side," says Mr Christian Milton, who buys reinsurance for New York-based AIG.

US non-life insurance premiums 1986

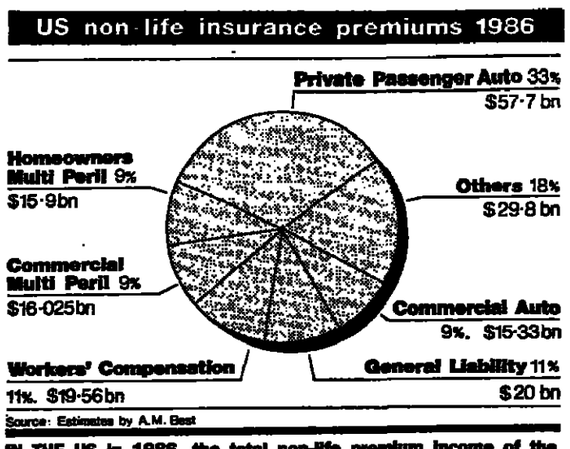

Source: Estimates by A.M. Best

IN THE US in 1986, the total non-life premium income of the insurance industry was $176.4bn. According to the most recently published figures from the Swiss Reinsurance Company, the US accounted in 1985 for 54.3 per cent of the world's non-life premium volume. If that proportion is still correct, then in 1986 private motorists in the US were the source of roughly 18 per cent of the world insurance industry's non-life premiums.

Even the most optimistic observers were predicting in New York last month that it will be at least 1988—if then—before the big European reinsurers return to a market where they have been badly burned.

So there are many unresolved issues. How long will the market sustain the 30-month-old upturn in premium rates on commercial lines? When will the cycle turn down? And will the downturn mean a collapse into head-long price competition—on the lines of 1969, 1975 and the early 1980s?

To the first question, Mr Jeff Yates, of the Independent Insurance Agents of America, gives a firm answer. "The cycle's already turned," he says. Out of 400 IIAA members questioned in a recent poll, 50 per cent expected premium rates on commercial lines to rise between 10 and 20 per cent over the next six months. But 10.7 per cent actually expected them to decrease.



Workers' compensation premiums are too high for some regulators' liking.

big insurers are less pessimistic. One point of ten mentioned is that many big property/casualty companies now have computerised financial information systems, enabling them to track and manage more closely movements in premium rates out in the field.

So, at Hartford-based Travelers Corp, executives know that in March their underwriters were securing premium rate increases of 12-15 per cent—against industry figures of maybe 60 per cent a year before.

But the increases are coming through strongly only on casualty business, whose biggest component is general liability. "Nobody's on a wholesale campaign to cut prices," says Mr Joseph Wiedemann, president of American Home, an AIG subsidiary, but he is seeing the market cutting rates by 10-15 per cent on commercial property risks.

Some fear that rate-cutting on property business will spill over into casualty lines. But Mr Wiedemann divides casualty business into two categories: first, "Main Street" risks, ranging from hardware stores to middle-size manufacturing companies; and, second, heavy industrial business with its risk of the biggest liability claims.

"We will see a softening on the Main Street business to a much greater extent than on the heavy industrial side," he says.

Similarly, Mr John Mascotte, chairman of Continental Corp, says 1987 will be a year of "probing" in commercial lines, as underwriters give discounts to customers with good claims records, but refrain from actual price cuts.

AIG's Mr Wiedemann says "there are just too many things to watch for on the horizon" for underwriters to do anything else.

Insurer insolvencies are one of the things still clearly in view. Mission Insurance —now facing liquidation by the California insurance commissioner — has captured most media attention, but another worrisome case is that of Transit Casualty of Missouri, a public transportation liability insurer, which went under in December 1985.

The industry's fears here are two-fold . . . One, that cases like these could leave other property/casualty companies with bad debts, because the insolvent companies cannot pay out reinsurance claims. Two, that bankruptcies generate claims on the state Guaranty Funds, to which insurers have to contribute.

Thorny problems are also still lurking in two classes of business — workers' compensation, and personal auto insurance.

Take workers' compensation, where the industry registered in 1986 an underwriting loss estimated at £4bn by A. M. Best. Many local regulators see the premiums as a tax on local businesses — and have resisted rate increases sought by insurers.

"In some states the rates are just horrible," says Mr Jim Karkus, a Travelers' underwriter. Maine — like New Jersey in the personal auto field — comes under the heaviest fire from the industry, because of the stance of regulators there.

The progress of tort reform is also turning out to be piecemeal. This year, the industry is lobbying hard for big problem states like Texas and Massachusetts to pass tort reform measures.

But even where such measures were passed in 1986, the fight is not over. Connecticut, for instance, passed last October what some saw as a model tort reform law. The industry then re-entered problem areas —like municipal liability—and some companies cut some premium rates by five to 10 per cent.

Yet pressure is mounting from trial lawyers and consumer advocates for a roll-back of the Connecticut tort reform package, says Mr Elliot Gerson, a government affairs vice-president at Travelers. "We're fighting hard just to keep the legislation we got last year," he says.

That still leaves the question of what will befall the 1945 McCarran-Ferguson Act. It affirmed states' right to regulate insurance, and gave insurers a limited exemption from US anti-trust laws.

In February, the US Congress began hearings that could lead to its repeal — a move firmly opposed by the industry. Mr Daniel Oliver, chairman of the Federal Trade Commission, has argued that the Act is anti-competitive, and allows price-fixing by the industry.

So far, big New York and Hartford-based insurers seem confident that the 1945 Act will survive. But Travelers' Mr Gerson says: "This is the biggest threat to McCarran in its history."

Nick Bunker

Property/Casualty

The big US insurers in 1985-86 Combined Ratios (calculated after policyholders' dividends)

	1986	1985
1 Chubb	99.5	106.3
2 American International (AIG)	101.2	106.1
3 Royal Group (US)	102	114.3
4 Ohio Casualty	104.4	109.2
5 Continental	105.3	119.4
6 Safeco	105.3	110.3
7 Aetna Life & Casualty	107	114.8
8 CIGNA	107.2	119.1
9 Kemper	107.4	113.6
10 Travelers	108.1	117 7
11 Fireman's Fund	108.5	123.5
12 USF&G	110.2	124.2
13 St Paul	110.5	120.8
14 Commercial Union (US)	*111	128.4
15 Transamerica	113.3	132.7
16 CNA	114.6	123.7
17 Home Group	116.8	137.7

*CU's combined ratio benefited significantly from a reinsurance arrangement with its parent London company.

The Combined Ratio is the key measure of a non-life insurance company's underwriting profitability. It measures underwriting losses and operating expenses as a percentage of premiums. The lower the ratio, the better. A ratio below 100 means that the company made an underwriting profit even before taking into account investment income.

Source: Company results

Profile/Continental Corporation

Stragglers are 'shot' in analysis-based approach

MR JOHN MASCOTTE is a big midwesterner with a big cigar and a big view over New York Harbour from his corporate citadel on Maiden Lane.

"You can't afford to take too long-term an outlook in this business," says Mr Mascotte, chairman of Continental Corporation, one of America's biggest property/casualty insurers. "You've got to be ready to change your strategy with the market."

Maybe. Mr Mascotte and Continental still epitomise some of the differing attempts at long-range strategic reorientation being made by big US insurers.

The jury is still out on the question of whether they have been successful.

Since the industry's debacle in 1984, there have been plenty of claims by US insurers that they have made big reforms and positioned themselves to avoid disaster in the next downswing of the underwriting cycle. There have been many sceptics too—not least among the nation's 65,000 independent agents, some of whom feel they have borne the brunt of the more painful changes.

Last year, though, Continental was a success story. Historically, it lagged behind its 13 peer companies, with its combined ratio averaging 115.2 from 1981-85. In 1986, with total premium income of $5.4bn, it gained ground. Its combined ratio was 105.3 (fourth best of the 14).

Short of breaking down those results by class of business, no one dare say just how far its recovery is down to positive policy changes. But there have been some steady shifts in focus since the early 1980s. Some say that Mr Mascotte's arrival was one of them. Trained in life insurance, where marketing is the key, he is said to have given the company a sharper marketing edge.

When he arrived as president in February 1981, it was just starting an asset-redeployment programme that has focused it more clearly on its core commercial insurance business.

Continental sale of its subsidiary, Diners Club, was the first of some 15 divestments that brought in $465m. Acquisitions—including life insurance companies in the US and the UK—have cost $151m.

More changes came later. In 1983, Continental's net written premiums fell 8 per cent. That suggests it was wisely pulling in its horns, in a year when Fireman's Fund, a US company of about equal size, saw written premiums grow 5 per cent even as the underwriting cycle was spinning out of control.

There were other signs of retrenchment and realignment at Continental—some only in line with what most big players were starting to do, others more radical.

In 1980, Continental sold policies through about 10,000 independent agents. Their numbers were slashed to 5,500 in 1984 and 4,000 today—a necessary sacrifice, says Mr Mascotte. It led to a drop in the company's US market share from 2.9 to 2.4 per cent. Continental's independent agents—as opposed to brokers—produced 40 per cent of its total premiums in 1986, down from 59 per cent four years before.

The top 14

Average combined ratios 1981-85.

1. AIG	102.2
2. Ohio Casualty	106.9
3. Chubb	108.6
4. American General	113.7
5. Travelers	114.2
6. Aetna Life&Casualty	114.7
7. St Paul	115.0
8. Continental	115.2
9. USF&G	115.8
10. Fireman's Fund	116.1
11. CIGNA	118.6
12. CNA	121.3
13. Transamerica	121.7
14. Home Group Inc	125.4

CR calculated after policyholder dividends. Statutory basis.

Source: Salomon Brothers, NY.

The first stage of reform here was Continental's "Circle Agent" programme, started in 1981. Now numbering 1,700, the Circle Agents are those designated as the most productive performers.

In return for a flow of good business, they get the greatest attention from Continental. So it has a 1987 target of computerising links to all the 1,700.

Underlying this focus on selected agents is an analysis of America's independent agency system. Only about 10,000 produce annual premium volumes of more than $2m, says Mr Mascotte. Continental aims to be the leading company with the biggest producers.

Not surprisingly, Mr Mascotte has run into flak over his cuts in agency numbers. Notoriously, he talked to the Wall Street Journal about "shooting the stragglers."

Yet some of Continental's employees were shot, too. The head-count fell from 17,300 in 1983 to 16,200 two years ago (now it is back to 16,500).

The rest of Continental's strategy—which, again, is echoed among some of its peer companies—follows from its industry analysis. Companies like State Farm, which deal direct with the public, will continue to gain market share, even in commercial lines of insurance, it says. Personal lines may be more stable profit-earners, but they will continue to be mainly the direct writers' preserve.

Above all, Mr Mascotte sees "a race to computerise" in the late 1990s. Why? Because the US non-life insurance industry is dominated by small accounts, with 80 per cent of insurance policies yielding annual premiums less than $5,000.

As far as possible, insurers will automate the handling of that 80 per cent of their business, and focus personal attention on the other 20 per cent, Mr Mascotte says.

So Continental's annual investment in computer systems has grown 75 per cent in the past two years. In personal lines (about 20 per cent of its business), Continental has targeted only the most affluent 15 per cent of Americans, with the aid of its "Personal Comprehensive Protection" package of householders' and motor insurance.

In commercial lines, too, Continental sees big insurers turning to specialise in particular market niches. "The companies that won't survive will be the generalists," said Mr John Bretherick, Mr Mascotte's number two.

Continental will specialise, it says. For instance, it has about 12-14 per cent of the US marine insurance market. Mr Mascotte thinks it could grow to 18 per cent.

Nick Bunker

The Minet Group is a major Lloyd's and a leading international insurance broker operating from its United Kingdom base and 28 countries around the world. By demonstrating innovative skills in a volatile insurance market, Minet creates solutions to counter the prevailing lack of market capacity, and to service the needs of a wide spectrum of clients globally.

Minet

MINET OLYMPIC AWARDS

A major sponsorship by the Minet Group to support the preparation of British sportsmen and sportswomen for the Olympic Games

LIFE, PENSION AND UNIT TRUST BROKERAGE SOUGHT.

Our client, a large financial service company, wishes to add *either* a nationally positioned brokerage to its group *or* to build a broker chain which will eventually operate nationwide. It already owns a life assurance company and a unit trust member company, and the brokerage will act as a fully independent arm of the group.

Our client invites brokers with a substantial customer base and who transact up-market life and pensions and capital investment business and who also offer finance and tax planning services, to contact Robert Ashley-Jones, Ernst & Whinney, Becket House, 1 Lambeth Palace Road, London SE1 7EU. Tel: 01-928 2000. Telex: 995234 ERNSLOG. Fax: 01-928 1345.

Ernst & Whinney
Accountants, Advisers, Consultants

American International Underwriters (UK) Limited
Representing New Hampshire Insurance Company
(Incorporated in the USA with limited liability)

WE OFFER YOU A WORLD OF INSURANCE STABILITY AND EXPERTISE

International Insurance is our speciality.
We are members of the American International Group of Insurance Companies which has:

- 130 licensed full-service insurance operations around the world.
- 25,000 insurance professionals, drawn from every nation, working together around the world to meet the needs of the insurance buyer, be it on a single country basis or internationally spread.
- A reputation for financial security, sound professional underwriting and excellent product range.
- A knowledge of and respect for local market conditions and legal requirements which is second to none.

Let our Worldwide Insurance Network work for you.

(For further details please contact Brian Street in our London office – 01-626 7866 or any of your local AIU/AIG Branches)

UK City Office: 120 Fenchurch Street, London EC3M 5BP

Japan

High premiums scrutinised

IN SHARP contrast to the situation of most other major general insurance markets, where rate-cutting has wiped out underwriting profits, Japan is a very cosy market.

With premium levels determined by the Ministry of Finance, to ensure adequate profitability of the main players, the prospect of any substantial liberalisation is remote.

The main cost of the present cosy arrangement is the limited amount of new policy development. The loser in the present situation is clearly the client, which is not only faced with higher overall premium costs, but cannot benefit from many of the new policy developments that have occurred in most foreign markets.

With pressure mounting for Japan's industry to cut costs wherever possible, in an attempt to retain export competitiveness, high insurance premiums is one area of attention although, in the short term at least, it may be difficult to achieve any change.

Even with the tight control over premium levels exercised by the Ministry of Finance, it closely monitors loss ratios and, as a result, there are occasional moves to cut premiums for some classes of insurance.

With the stability of premium levels in Japan, its general insurance groups are among the strongest in the world. The largest, Tokio Marine and Fire Insurance, has a 17 per cent market share, with gross premium income of Y1.19 trillion (million million) in the 1985 financial year, and earning a net profit of Y30.25 bn.

It towers over its nearest rival, Yasuda Fire and Marine, which posted gross premium income of Y607.99bn in the same period. The position of the giants within the industry is underpinned by their membership of the various industrial combines, or "zaibatsu." Tokio Marine, for example, is part of the Mitsubishi group; Yasuda Fire, the Fuyo group; Taisho Marine, the Mitsui group; and Sumitomo Marine, the Sumitomo group.

Member firms of the various zaibatsu in Japan reflexively do the bulk of their general insurance with the "in-house" general insurance company. The sheer size and breadth of these groups, combined with the tight grip over the industry exercised by the Ministry of Finance, makes it all but impossible for foreign insurance groups to gar ner a sizeable share of the domestic general insurance market.

The share of foreign general insurers of the total market has stood at around 3 per cent for some time, but, with the introduction of new, savings-linked insurance policies, this has squeezed the overall share of the foreign groups.

In the 1985 financial year (which ran until the end of March 1986) foreign insurance firms' share of direct premium totalled Y159.3bn, up 4.7 per cent on 1984, but just 2.5 per cent of the total, according to data compiled by the Marine and Fire Insurance Association.

"This market share seems to be very small," the industry association remarked in a recent report. "However, considering the fact that the market premium growth of Japanese companies in recent years is greatly reliant on savings-type insurance (for fiscal 1985, over 30 per cent of the market premiums were derived from these sources), foreign underwriters whose portfolios have little savings content have been very successful in their sales endeavours for ordinary classes, and their share of the market to the exclusion of savings-type policies was about 3.4 per cent."

Of the miniscule overall market share of the 36 foreign non-life insurance groups, the US-controlled AIU Insurance is clearly dominant, with an estimated 70 per cent of the market share held by all foreign firms. Next is the Signa group with an estimated 20 per cent share, and the British Insurance Group with 5 per cent. This latter grouping is an amalgam of the interests in Japan of the three large UK insurance companies—the Sun-Alliance group, General Accident and Norwich Union.

The ability of the foreign insurance companies to expand their presence is directly limited by the Ministry of Finance, which seems loath to permit any significant development of new policies on offer. Illustrative of the difficulties of doing business in the general insurance market in Japan is Lumbermans Mutual Casualty Co, which is part of the Kemper group. It took eight years to obtain a licence to offer its "highly protected risks" (HPR) policy in Japan. It finally received approval last year. It was a seminal event, since it marked a major new product initiative.

Even with this new product in hand, Lumbermans has had no success to date in writing any HPR policies.

"This type of product requires a high level of protection—sprinklers of a specific type, redundancies, water tanks, and so on," Lumberman Mutual's Japan manager, Giovanni Ranieri, said. "Until now, Japanese companies only installed sprinklers when forced to, so the market we are pitching to is new buildings."

The biggest development within the Japanese insurance industry in recent years has been the marketing of general insurance policies, which offer a refund at the end of their life, making them very similar to savings policies.

Thanks to these inducements, overall premium income has expanded by some 5 per cent annually in recent years.

Savings-type policies now account for half of all fire-policies written, and 80 per cent of all personal accident policies. They have only recently been introduced for other forms of casualty insurance policies, and the growth to date has been rapid.

The total size of these savings-type policies has been dramatic, and they now account for 31 per cent of all premiums, standing at Y1.78bn at the end of the last fiscal year.

Even though the introduction of these policies has fuelled growth of premium income, they have turned out to be a double-edged sword for the insurance companies, since they indicated returns of 7, or even 8 per cent to policyholders, a rate of return that is looking increasingly unachievable, with the ongoing decline of interest rates.

With a set tariff structure, the main focus of most of the foreign insurers in the Japan market is working hard to keep costs in line. "It is not difficult to keep abreast of loss ratios," said Mr Roger Bellamy, the chief executive officer of the British Insurance Group, "the main job is expenses control."

Most of the foreign firms active in Japan, even though they can generate only a modest volume of business domestically, with the rising number of Japanese companies moving production offshore, can tap into a more extensive branch structure than is offered by most of the Japanese general insurance groups.

Brian Robins

France

Apprehension over reform

FRANCE'S INSURANCE industry faces the prospect of a thorough overhaul of the rules and regulations which govern it, and it is not at all sure that it likes what it sees.

The first rumblings of complaint have been heard from the industry, following the announcement in February by Mr Edouard Balladur, Minister of Finance and the Economy, of the general outlines of the reform, which he plans to embody in a bill to be put before parliament in the spring and voted on in the autumn.

"The subject is vast, technically difficult and often juridical in nature, and the reform will bind the insurance industry for decades. It deserves rather more thought," commented Mr Jaques Lallement, president of the Federation of French Insurance Companies.

The project sketched out by the Finance Ministry is intended to liberalise and modernise the rules governing insurance companies, to enable them to compete, within France, against banks and other financial institutions which have been making inroads into the market; and internationally against other insurance companies in the EEC.

Officials are concerned that French companies have not yet recognised fully the consequences of the freeing of the EEC market in financial services from 1992, which would expose the industry to competitors with more developed broking and reinsurance structures.

France accounts for 19.5 per cent of total insurance premium flow in the EEC, according to the latest figures published by the Finance Ministry, but insurance makes up only 4.31 per cent of gross national product, compared with 5.87 per cent for West Germany, 6.9 per cent for the US, and 7.05 per cent for the UK.

In accident insurance, France ranks second in the EEC, behind West Germany, with 23.4 per cent of total premiums. But in life assurance the country falls well behind, with only 14.1 per cent of Community premiums.

The Government's planned reform will help companies to develop their product range more freely by doing away with the system under which they must gain prior approval for any new insurance policy or product they introduce. Instead, policies will be subject to control by the authorities after they are introduced.

The bill will include a reform of the status of France's mutual insurance companies, which have been gaining market share rapidly at the expense of the three big traditional insurance companies—the state-owned groups UAP, AGF and GAN—particularly in the car and fire insurance sectors.

The legislation will introduce, as the regulatory authority in charge of the insurance industry (which is currently supervised by a directorate of the Finance Ministry), a new independent commission with powers of sanction. This will be similar to the commission installed three years ago to monitor the banking sector, and will supervise companies' solvency ratios.

Mr Lallement, of the insurance companies' federation, is unimpressed. "We note that the bill leaves on one side the two questions which for us are fundamental: taxation, and the distortions of competition," he said in a recent interview.

The insurance companies want a reduction in the burden of special taxes applied to their policies, and especially the elimination of the taxes that apply to the traditional insurance companies but not to the mutuals.

If the prospect of competition on the European scale still seems remote to some companies, the more immediate horizon for the big three nationalised companies is their return to the private sector. The stock exchange has been kind to the industry over the last five years, with the continuing rise in the Paris bourse boosting investment portfolios considerably, but it has also upset some stomachs.

The struggle last year between Mr Claud Bebear's AXA group and Mr Bernard Pagezy's Compagnie du Midi, with its AGP Insurance subsidiary, to annex the La Providence insurance group provided a taste for the Paris bourse of the kind of takeover battles London and New York had become used to.

The fear of another such battle is one of the reasons why the state-owned insurance companies are showing less of a taste for privatisation than the banks. All three, and particularly AGF and GAN, are being eyed as extremely tempting acquisitions by a number of possible predators.

The privatisation of AGF, originally due to make up, with the glass and packaging group St Gobain and the merchant bank Paribas, the first trio of companies to move into the private sector, has been postponed indefinitely.

Officials doubt if it will be possible to achieve the privatisation before the end of 1987. Although there have been reports of UAP or GAN stepping up to fill the breach, it is felt that, to fulfil his pledge to privatise at least one insurance company this year, Mr Balladur may have to content himself with Mutuelles des Mans.

George Graham

West Germany

Big two break new ground as foreigners wait

INSURANCE IN West Germany is no longer quite the cosy business it used to be.

Two companies, Allianz, the country's largest insurer, and Aachener and Muenchener, the fifth biggest, are leading the way towards international expansion and new activities.

Meanwhile, the entire insurance industry is having to adopt a more professional approach to managing its huge investment pools. The surge of life policies due for maturity in the next few years means that companies are having to beef up their investment departments and to offer new products to persuade clients to keep their savings in the insurance system.

Waiting in the wings are the foreigners, heartened after the recent European Court ruling on liberalisation. The influence of foreign insurance companies will be slow, but West German companies will gradually have to address the challenge of greater competition in their home market.

West German insurance begins at Allianz. Premium income at the Munich-based company rose to DM 19.2bn last year against DM 17.4bn in 1985, ranking it one of Europe's biggest insurance companies.

Domestic premium growth has been moderate, but Allianz's foreign business has been surging ahead thanks to a series of acquisitions. Cornhill Insurance of the UK, bought in 1986, contributed DM 1.2bn to the DM 1.8bn rise in Allianz's premium income last year.

Allianz is also engaged in the step-by-step takeover of Riunione Adriatica di Sicurta (RAS), Italy's second largest insurance group.

While Allianz has been growing by foreign acquisition, the Aachener and Muenchener, which is 20 per cent owned by Royal Insurance of the UK, has branched out into new activities at home. Last year it agreed to buy a controlling interest in Bank fuer Gemeinwirtschaft (BfG), West Germany's 13th largest bank, from the country's trade union movement.

The deal was formalised on January 1 this year. The Aachener and Muenchener has chosen a three stage programme, formally agreed at its March 9 general meeting, to finance the DM 1.9bn deal, which has to be paid by June 1.

The bulk of the money is coming from a DM 1.34bn rights issue. Another DM 44m of anthorised nominal capital will be alloted for the mainly-foreign placing of bearer shares.

Acquiring BfG is a bit of a gamble, say analysts. The bank had a very difficult year in 1986 owing to the Neue Heimat affair and speculation about its ultimate ownership. In the end, BfG only maintained its profitability by selling some important assets.

Longer-term opportunities for cross marketing between banking and insurance certainly exist, especially in view of the forthcoming surge in life policy maturities. In the shorter term, however, BfG is not over the hill. Its retail customers have been faithful, but the confidence of corporate clients has been less easy to retain.

Might the Aachener and Muenchener one day move from Aachen. Last month BfG announced draft plans for a new skyscraper in Frankfurt. If that goes ahead, observers are wondering whether the Aachener and Muenchener might move at least in part into the bank's existing Frankfurt headquarters.

Overseas expansion, especially in the US, is very topical at the moment. As more West German industrial companies invest directly across the Atlantic, the insurers, like the banks, are having to follow. This year's $2.85bn takeover by Hoescht, the Frankfurt-based chemicals group, of Celanese, was just another indication of the trend.

One of the biggest challenges facing the West German insurance industry is how to manage its huge investment pools, estimated at DM 500bn, more professionally. That figure is probably conservative, as it is taken at book value. Moreover, the total is expected to double by the year 2000.

With their investments producing some DM 50bn in income a year, "West German insurance groups must increase their expertise," says Mr Joergen Bohn, a broker specialising in insurance stocks." The area has not been treated very professionally in the past," he adds.

That is partly because of the companies' hitherto ultra-conservative investment policies. Some 60-65 per cent of assets are ploughed into fixed interest bonds, notably federal government issues.

There are small hints of a change. The Spezialfonds—"special funds"—which banks manage for individual insurance companies, and which now amount to about DM 45bn, probably have a slightly higher equity content.

More recently, the insurance companies have started offering "Ablauffonds" — investment funds—of their own, which they manage themselves. These funds, first set up about three years ago, are worth at least DM 3bn now, and were specifically formed to offer life clients suitable new vehicles within the insurance system when their policies matured.

What the prospect of greater foreign competition brings remains to be seen. Liberalising the market is bound to put some pressure on premiums. But no one is expecting a rush of European groups into West Germany.

Haig Simonian

A world of information.
A wealth of experience.



In an increasingly complex international climate one company has the combination of talents to meet the challenge — Bowring.

As part of the world's leading insurance and reinsurance broking organisation Bowring can provide creative answers to the maze of problems facing businesses and professions of every size, throughout the world.

Bowring possess the skills and judgment to provide advice and develop solutions for the most complex risks created by our modern environment.

Bowring is proud to be part of the first truly global insurance and reinsurance broking organisation.

Bowring

Local knowledge – global resources.

C. T. Bowring & Co. Ltd.
The Bowring Building, Tower Place,
London EC3P 3BE Tel: 01-283 3100 Telex: 882191
A Member of Marsh & McLennan Companies, Inc.

Brokers

Smaller players under pressure

IN THEORY, 1987 should be a buoyant year for Britain's insurance brokers. With premium rates still on the up-cycle in most major markets, and underwriting capacity seeping back in all but the most stubborn classes of non-life business, the next 12 months ought to yield rich pickings.

For some brokers, that will hold true. Sadly for many, however, 1987 will actually be the year of the big squeeze. To put it more prosaically: a combination of factors mean that the next year's rewards may be very unevenly distributed—with the smaller players suffering the worst.

The factors in question include downward pressure on commission rates for non-life business (at Lloyd's and in the company market), unwelcome changes in credit terms offered by underwriters, and the upward trend in expenses.

Add to that the impact of the Financial Services Act in the life assurance field—which will also reduce commission income and impose possibly onerous regulatory burdens. Then, witness the fact that a Lloyd's working party, chaired by Mr Alan Parry, is now examining regulation of Lloyd's brokers.

It amounts to a situation in which, says Mr Hamish Ritchie, chief executive of Bowring UK, "the smaller broker is under pressure."

That being so, 1987 may see more and more small mergers and acquisitions of privately-owned brokers, as the weaker players run for cover. Last year's abortive takeover bid for C. E. Heath by PWS, a rival Lloyd's broker, reinforced however the point that, in a "people" business like this, hostile takeover bids for quoted broking companies are unlikely to be worth the effort. In the Heath case, fears of the consequences if PWS should take control led to a mass defection of Heath broking executives last December.

Analysis should start at the top end of the market with the great Lloyd's broking houses, such as Sedgwick, C. T. Bowring, Willis Faber, and Stewart Wrightson (each of whom take around 50 per cent or more of their brokerage in US dollars). In one big problem area—the London reinsurance market—brokers enjoyed a distinctly more orderly renewal season in January. But there are still a series of question-marks over their powers to sustain satisfactory revenue and profits growth.

First, North American property/casualty premium rate increases have been tapering off quarter-by-quarter (with alarming tales from, for instance, Alexander and Alexander, the New York broker, of isolated 50 per cent rate cuts in some property lines). Brokers also still complain of capacity shortages in some notorious areas. "General liability and product liability business are still very difficult—though we have been able to place some business that was impossible last year," says Mr Carel Mosselmans, chairman of Sedgwick.

Second, in two key areas—marine insurance broking, and energy-related risks—brokers have been hit by global shipping recession, and by a falling oil price that has depressed oil and gas exploration activity

On the marine side, the picture has been made worse by signs of rate-cutting competition in foreign markets. In oil and gas, Sedgwick—the biggest player—was hit by the defection of four high-ranking executives to Alexander Howden early this year, another sure sign of intensified competition.

For some big brokers, factors of this kind have a positive side, because they create opportunities to strengthen specialisations in a particular "niche" area.

The classic case is professional indemnity—where 1985 saw a crisis marked by skyrocketing premium rates and a retreat from the market by underwriters. Here, the crisis has gradually eased in some areas—such as professional indemnity cover for small accountancy firms, or country solicitors.

The precise impact of problems like these on individual brokers will be shaped by each one's distinctive mix of business. The same is true—to a lesser extent—of the effects, first, of reduced commisson rates; second, of tighter credit terms; and third, of the rising cost of brokers' errors and omissions insurance.

On the first point, the most striking move so far has been in the British insurance company market—where leading composites imposed, from January, 10 per cent cuts on commission rates on some classes of business.

"This is going to hurt," says Bowring's Mr Ritchie. But, he points out, the effects will be worst for smaller brokers—especially the smallest High Street operators. Not surprisingly, Bowring UK has a clear policy of looking for local acquisitions of family broking businesses which may be feeling the pinch.

Second, non-marine underwriters at Lloyd's of London are now experimenting with terms of trade which reduce, from five months to 90 days, the time within which brokers must pay over premiums.

With investment income making up between a quarter and a half of the pre-tax profits of front-rank Lloyd's brokers, the pressure on some big brokers' margins could be significant.

In a sense, both these problems are the natural penalties of the hard market. According to Mr Andrew Alers-Hankey, finance director of Hogg Robinson, "It's a question of the insurance companies using their muscle to steer their distributors in the direction of bringing volume and quality," he says.

The third point—rising premiums for errors and omissions insurance—is also worrying.

Sedgwick, the biggest quoted broker, saw its premium double from £10m in January 1986 to £20m this year.

Yet for a big-league broker e&o premiums are only a small fraction of total costs. More substantial, for them, is the broader escalation of staff and systems costs (at Sedgwick, for instance, expenses growth averaged 32 per cent per annum from 1980 to 1985).

Most conspicuously, competition between brokers for key business producing executives has led to a bidding-up of salaries

One index of the kind of corrective action that some companies have to take emerged from the union of Howard Group with PWS in mid-1986. Following the merger, 60 of the group's 370 staff were made redundant—mostly from the back office.

Nick Bunker

Profile/Marsh & McLennan

Bringing stability to the market

HIGH ABOVE midtown Manhattan, in Marsh & McLennan's HQ, Mr Robert Clements was in contemplative mood last month.

"We have to find ways of restoring continuity and stability to our markets," he said. Mr Clements is president of Marsh & McLennan Inc, Marsh's US-based insurance broking arm.

In other words, he implies, the big brokers have to exert a stabilising influence on the market for big commercial risks—a market disordered by harsh cyclical price movements and big fluctuations in available capacity.

Another key problem, says Mr Clements, is that insurance has come to be treated as "a commodity"—the subject often of costly, tortuous litigation when a claim occurs—rather than as a long-term contract between policyholders and underwriters.

"We have given an open invitation to insurers to add value to their products by the quality of their claims service," Mr Clements says.

For Marsh, as for other US broking houses oriented towards placing risks for Fortune 500 companies, issues like this became critical in 1985. Two years ago, it was facing acute difficulty in securing adequate liability insurance for big corporations, and their directors and officers.

Marsh & McLennan and its London-based Lloyd's broking subsidiary, C. T. Bowring, form by far the world's largest insurance broking group (its late 1986 market capitalisation of $4.3bn made it nearly four times the size of Alexander & Alexander, its biggest US rival).

It is also well established outside straight insurance broking. Mercer-Meidinger, its global pensions, employee benefits and health care consulting arm, and Putnam, its Boston-based investment management company, made up in 1986 about 30 per cent of its $1.8bn operating revenue.

Nevertheless, in spite of Marsh & McLellan's broad base, the 1985-86 liability insurance crisis hurt, because of the threat it posed to long-standing ties to major clients.

As Mr Clements points out, Fortune 500 corporations have a tendency to "shoot the messenger" when an insurance broker tells them he cannot find sufficient cover.

This has to be a prime concern for Marsh & McLennan, because of its basic corporate strategy. That, says Mr Frank Tasco, group chairman and chief executive, is to grow, organically or by acquisition, in "the fields we do best—meaning high quality professional services to corporate clients."

Less well understood, perhaps, is the philosophy behind the steps Marsh & McLennan has felt obliged to take to maintain its service to clients through each vicious swing in the insurance cycle.

Most recently, in January, there was SCUUL, a Bermuda-based insurance company initially capitalised at $40m, and organised with Marsh & McLennan's help. It will give excess liability and educators' legal liability insurance cover to US schools and colleges.

This was a variation on the theme of ACE (set up in 1985) and XL (launched last year), two offshore insurance companies organised by Marsh & McLennan and Morgan Guaranty Trust of New York.

They provide excess liability cover for the two companies' sponsors and shareholders, which are US and foreign corporations. But—according to Mr John Sinnott, Marsh & McLennan Inc's executive vice-president—ACE and XL will also "help level the peaks and valleys of historical cycles."

The theory is that ACE and XL focus capacity in one specialised, high-risk area, freeing traditional insurance companies to concentrate attention on other fields.

Also, Marsh & McLennan has spent more than $2m devising a new type of insurance policy—the "discovery" form. It is now used by ACE, XL and by the American Excess Insurance Association, a group of big US insurers formed last year to underwrite similar problem risks.

The "discovery" form was a response to the widely-held view that the widely-used, but 30-year-old, "occurrence" form of insurance policy was obsolete. Open to wide re-interpretation by US federal and state courts, it readily attracted big claims for losses incurred on liability policies written decades before.

Nick Bunker

REINSURANCE WORLDWIDE

Specialist Reinsurance Brokers

Greig Fester Ltd., 43-46 King William Street, London EC4R 9AD and at Lloyd's

Telephone: 01-623 3177 Telex: 883206

GREIG FESTER



INSURANCE FOR BROKERS.

Like everyone else, insurance brokers and authorised intermediaries need someone to safeguard their interests. And BIBA do just that.

Whether your firm is large or small, it has a voice in BIBA. A voice heard and heeded by Government Ministers and trading organisations alike.

Not that we'll speak for just anyone. To become a member of BIBA you must first comply with a code of conduct, and rules that are even more stringent than those demanded by law.

But then, higher standards can only be of benefit and increase people's confidence in coming to you.

Which really leaves you with only one sensible policy to pursue–apply to join BIBA.

THE BRITISH INSURANCE BROKERS' ASSOCIATION

The non-life market

Motors the main UK problem area

A NON-LIFE insurance underwriter who emigrated from the US to the UK this year would come upon a scene of relative tranquillity. As in the US, he would see steep premium rate increases starting to flatten out—but would detect far fewer fears of a return of rampant price-cutting competition.

Only the British motorist and Britain's worsening winter climate seem to pose a threat to the industry's prospects. And rate increases by insurers have already tempered the impact of the £200m in extra claims expected as a result of a bout of blizzards in early 1987.

Yet appearances can be deceptive. Beneath the placid surface, the UK's non-life industry is passing in a more gentle way through some of the same kind of changes as the US. A lot of the interest focuses on marketing.

In Britain, as in the US, the pattern has been for attempts at increased market segmentation—a drive, particularly in personal lines, for companies to target specific markets.

This should not be too surprising. In personal motor insurance, the spur to innovation is the worsening claims experience.

In household business, it seems to come from perceptions that intensified competition in the financial services field could upset traditional distribution patterns. In fact, this has already started to happen in the non-life market, as well as the life assurance and personal investment field.

Perhaps the most intriguing step so far has been Royal Bank of Scotland's move into direct marketing of motor insurance, which cuts out intermediaries altogether.

In terms of the UK's underwriting cycle, 1984 and 1985 marked a trough, followed by a strong recovery with its roots in late 1984 in a firming in commercial property rates.

Partially, as in the US, that was a response to the widespread tightening of the reinsurance market.

Royal Insurance, for instance, registered a £40m underwriting loss in 1985, with an operating ratio of 105.2. Last year, it clawed its way back to report underwriting losses of only £3.5m, with an operating ratio of 99.9.

But in the UK, the biggest problem area has been motor insurance. It accounts for about 25 per cent of UK non-life premium volume.

According to the Association of British Insurers (ABI), which represents more than 400 companies, underwriting losses on all motor business have climbed from £9.3m in 1981, to £78.1m (1982), £227m (1984) and £371m the year after.

Along with that, the years since 1981 have seen a continuous rise in claims frequency, with several largely unanticipated jumps.

Determined rate increases have been one response. Royal Insurance, for instance, reckons that a driver renewing his policy in March 1987 could expect to pay 21 per cent more than 12 months before.

Falling oil prices spurring greater vehicle usage, a perceived deterioration in the road network's condition, and signs of an increase in drunk driving, have all been cited as factors behind the increase in claims. Another cause, some argue, was the industry's widespread introduction of protected no-claims discount, whereby policyholders who paid an extra premium could make some claims without losing an existing discount for good experience.

For the most part, the industry is aware that, by themselves, rate increases are not enough.

So, for instance, on March 1 insurance companies and the Lloyd's Motor Underwriters Association began operating a computerised Motor Insurance Anti-Fraud and Theft Register. It is aimed at eliminating multiple claims, one of the most common types of fraud.

More broadly, the industry has responded with attempts to target the better risks, then add value to the product to counter buyer resistance to premium rate increases. Royal, for instance, has built up a national force of 60 auto engineers, and a list of 1,200 approved garages which it can recommend to policyholders.

Also—to pick another case at random—Commercial Union has targeted older married couples with its Dual Driver policy.

Some observers argue that marketing refinements in the motor field will continue to spill over more and more into other areas, such as household insurance.

One classic instance was the Royal's introduction first of its CarShield policy in the early 1980s, which targets motorists in specific age groups; then of HomeShield, which gives a range of premium discounts to householders who take special precautions.

Nick Bunker

WORLDWIDE

BLUE CROSS INSURANCE SERVICES AG

HEALTH INSURANCE

International Headquarters
PO Box 1515 CH-2002 Neuchâtel
SWITZERLAND

BLUE CROSS INSURANCE SERVICES (UK) LTD

Hampden House Great Hampden SP16 9RD

Appraisal & Valuation Consultants Ltd

VALUATIONS FOR ALL INSURANCE PURPOSES

BUILDING SURVEYING SERVICES (SUBSIDENCE, FIRE, ETC.)

CLAIMS QUANTUM ANALYSIS AND CONSULTANCY

INDUSTRIAL AND SALVAGE SALES AND AUCTIONS

International Petroleum, Process and Industrial Plant Specialists

Appraisal & Valuation Consultants Ltd.
Refuge House, 9/10 River Front, Enfield, Middlesex, EN1 3SZ
Tel: 01-367 5676. Telex: 296380. Facsimile: 01-367 7394
Tel: Sheffield 0742 662719

"INSURANCE BROKERS"
(13th Edition)

BUSINESS STILL BOOMING?

An authoritative and detailed study of the industry, this new Report analyses the financial performances over 3 years of 75 of Britain's leading quoted and unquoted insurance brokers.

Price: £155.00

Contact: Simon Ingman
ICC Business Ratios
28-42 Banner Street
London EC1Y 8QE
Tel: 01-253 3906

ICC AN ICC GROUP PUBLICATION

At home...this country's leading retail broker...

ALEXANDER STENHOUSE

Operating from 26 offices spread throughout the UK... Meeting every type of business insurance and risk management need...Shouldn't you know us better?

Contact: Tim May, Alexander Stenhouse UK, 2 South Place, London EC2P 2DX Tel: 01-628 6011 Telex 8813371 SRSLDNG

A&A ALEXANDER STENHOUSE

Lloyd's

Three beacons to watch

TO AN outsider, the Lloyd's insurance market poses an initial fundamental difficulty. Rather like levitation, it ought not to work.

Here is a fiercely competitive environment in which all of the risk capital is provided by individual underwriting members ("Names") who commit their entire wealth, without limit, to individuals acting on their behalf.

If the insurance activities lose money, the Names—who have no say whatsoever in day-to-day decision making—must pay up in full and immediately. On any rational analysis, this open-ended proposition should attract little support.

Self-evidently, however, Lloyd's does work: 30,000 people have willingly become Names. Contrary to general belief, most have made money and are likely to continue to do so.

Lloyd's is by far the largest single contributor to the UK's invisible earnings. Policy-holders are safe in the knowledge that the security of the Lloyd's policy remains undoubted. No other market has yet been able remotely to measure up to Lloyd's phenomenally efficient ability to raise new capital.

Yet the constant carping and criticism persist. Charting the right future course, between the Scylla of over-regulation and the Charybdis of commercial laxity, is proving as complex as Lloyd's itself.

There is a danger that, in seeking to assuage some criticisms, Lloyd's will run into others. Three beacons will have to be kept clearly in view. First, the need to balance the risk/reward ratio; second, the necessity of accepting technological solutions to current business problems; third, the need to secure the market's commercial basics.

On the first issue, the recent report of the government-appointed Neill Inquiry into regulatory arrangements at Lloyd's provides illuminating pointers.

Most of Neill's 70 recommendations are beyond intellectual challenge. Lloyd's rightly intends to implement them all as fully and as quickly as it can.

But it will encounter a number of problems on the way. Of these, the greatest is the prospect that Lloyd's will be labelled iconoclastic when some of the recommendations prove very difficult to implement, and so have to be modified in their application. An atmosphere has been created which characterises the slightest reservation about the effects of the Neill findings as equivalent to backsliding. This is misguided and simplistic.

As an example, the Neill report contains pervasive references to the beneficial effects of a strong system of professionally-expert members' agents through whom a Name can best ensure control over, and confidence in, his total underwriting activities. But, by recommending that any Name should be allowed to deal directly with as many separate agents as he pleases, the report inevitably promotes both an increased emphasis on *caveat emptor*, and a regulators' nightmare.

Another theme of the report is the positive effects of competition within the market. It is hard to reconcile this with the recommendation that all charges made by underwriting agents to Names should be on a comparable basis.

Elsewhere, the Neill Report rightly calls for more detailed information to appear in syndicates' annual reports. Is it really so helpful to provide highly technical information to an audience unversed in the practical details of a mature, sophisticated market?

The point is that Lloyd's falls apart if you analyse it too intellectually. A rational approach to an irrational beast carries its own special dangers—none more so than the attempt to impose rules to blunt inherent risks. The sharp contrast between risk and reward is at the heart of Lloyd's.

The Lloyd's syndicate structure encourages a unique form of entrepreneurial activity. If they are over-fettered, the rewards that Lloyd's underwriters can achieve must perforce decline.

No one questions the need to ensure adequate protection of Names' interests within a properly regulated market. But the degree of protection must be governed by the nature of the activity. Membership of Lloyd's will always be a high risk proposition. The vogue for increased investor/consumer protection must be balanced against the entrepreneurial skills and attitudes that are the essence of Lloyd's.

The second major issue is that Lloyd's must bring to bear modern methods and management principles—including the extensive use of information technology—to overcome business inefficiencies.

For example, adopting Neill's recommendation for enhanced interim reporting during the three-year life cycle of a syndicate account could prove reckless if steps are not taken to improve the existing ways in which business events are advised within the market. Today's volume of business cannot be satisfactorily monitored by yesterday's procedures.



Lloyd's is the largest single contributor to the UK's invisible earnings

Yet there persists a view that the immense productivity, control and competitive advantages offered by current information technology systems are somehow inappropriate for Lloyd's.

The trouble is that such systems are expensive, and their full potential will emerge only by disciplined usage within a carefully structured market environment.

This is where the problem lies. Despite the size of the Lloyd's market, it is peopled by a large number of generally very small businesses, each fiercely independent and reluctant to adapt their individual practices to fit in with a larger design for the common good.

The absence of overall corporate direction is Lloyd's strength, and its Achilles' Heel. By eschewing corporate bureaucracy, Lloyd's secures the lowest cost ratios in the industry.

Yet Lloyd's has failed to secure a market-wide approach to improving traditional methods of transacting and reporting business. It has yet to accept that the required leadership skills are unlikely to be found within the existing corpus of professional underwriters. If this continues, Lloyd's must risk ceding its competitive edge to other, more enlightened markets.

Thirdly, Lloyd's must keep a very close eye on business fundamentals. Most current activity remains focused on completing its regulatory framework. Far too little attention is being paid to the market's commercial future.

It will be of little comfort to operate the world's largest, best-regulated and most financially secure insurance centre if business declines because of late delivery of policies to insured parties, or agonisingly slow payment of claims.

Peter Rawlins

Managing Director, R. W. Sturge & Co, a Lloyd's underwriting agency.

Composite insurers

Protectionism a barrier

BRITAIN'S FIVE biggest composite insurance companies are standing at a cross-roads.

The year 1986 was when the sharp upturn in the sector's fortunes in the US and the UK fed through into a huge earnings recovery. It was most dramatic at Commercial Union, which notched up a £119m global pre-tax profit, after its £59m loss the year before.

Cost-cutting programmes during the crisis years — and the greater emphasis most are now placing on life-related business — should have left the composites better placed to secure themselves against the next down-turn.

Yet there are a series of opportunities and obstacles facing them.

Their balance sheets are very strong, after several years of premium rate increases, low inflation and booming equity markets combined with the strong performance of the US bond markets. General Accident is now a by-word for financial solidity: its solvency margin — the ratio of shareholders' funds to premiums written — dipped slightly in 1986, but still stands at 92 per cent.

And Royal, for example, reported a 1986 year-end solvency margin of 66 per cent—against a 25-year average of 58 per cent, and a 1981-86 average of 64 per cent.

One fundamental problem remains—that is, the protectionism that closes off many territories to foreign insurers, even in western Europe. It still poses a big barrier to the kind of geographical diversification that could temper the impact of the US underwriting cycle on the composites' earnings.

CU and Royal have both shown signs of wanting to expand in Southern Europe—where Greece and Spain, both recent entrants to the European Community, also have relatively undeveloped life assurance markets. But they admit that these markets would never account for more than a few per cent of premium income.

North America remains the first problem area to tackle. The US made up in 1986 for 27 per cent of Commercial Union's non-life premium income, 40 per cent of General Accident's and about 46 per cent at Royal Insurance.

For these three companies—all of whom sell via the independent agency system—the challenge will be to match the tactical manoeuvring under way among the big US property/casualty insurers. Sun Alliance — arguably — has already done this via its link to New Jersey-based Chubb Corporation, through which it writes US business.

So far, the other composites' strategies have been sharply different. Royal—which also completed last autumn its headquarters relocation from New York to North Carolina—has been the closest to the moves made by US-owned insurance companies. That is, it has taken to heart the general perception that agency writers cannot compete aggressively for personal lines of insurance.

So Royal will remain fundamentally a commercial lines company, selling via a greatly slimmed-down network of independent agents. Its tactic has been to become a "niche-player" in personal lines, via for instance a link to Frank B. Hall, the big US broker. It channels to the Royal all the personal lines business it generates from the executives of its corporate clients.

GA's tack has been different. Historically oriented towards personal lines, especially motor insurance—it only started writing commercial business about 20 years ago—it has held back from cuts in its agency force.

It has even expanded its North American operations by acquisition. In 1986, it bought two motor insurers, Pilot Insurance in Canada, and Oregon Auto in the US.

But the US is not the only area of challenge. For better or worse, 1987 and 1988 will be the years when the new Financial Services Act starts to reshape Britain's life assurance industry as a side-effect of its creation of a new investor protection regime.

Already, there are clear indications of a shake-up in the distribution patterns of an industry where all the composites are now big players. First, smaller intermediaries and insurance brokers are under pressure to become "tied agents" for just one big life company, because they may feel unable to bear the regulatory burden of staying independent.

Second, the new regime's requirement that independent intermediaries give their customers "best advice" could penalise some life companies.

So 1987 should, by implication, see clear moves by the composites to expand their direct sales forces (Royal's has grown to about 800 salesmen), recruit independent intermediaries to become tied agents.

Nick Bunker

Information technology

The biggest challenge is in London

INSURANCE COMPANIES now understand that, as part of the world-wide financial services industry, they face exactly the same pressures to make the best use of technology as banks, building societies and stockbrokers.

Failure to do so could mean significant loss of market share, not only to traditional competitors but also by leaving them at a disadvantage when challenged on their own ground by new competitors—the building societies, for example.

For companies operating in the London market, the question is particularly acute. They have seen the London Stock Exchange invest heavily in technology to create an electronic marketplace that can hold its own against the rest of the world. They are aware they must follow suit if London is to remain the centre of the insurance and reinsurance world.

The problem is to secure agreement, among the principal players in the London, on the form of network that will tie them all together in one electronic market. The design of the London market network is now on its fourth or fifth iteration; the latest tender is now due to go out to potential suppliers.

When successfully implemented, it should make possible electronic document interchange (EDI) between the principal participants in the London market. EDI is seen as perhaps the most important aspect of the new technological revolution, forming an instant communications link between companies and their customers.

Up to now, however, it has been difficult to secure agreement between underwriters, brokers and the very important insurance bureaux: the Lloyd's Policy Signing Office (LPSO), at Chatham, the Institute of London Underwriters (ILU), and the Policy Signing and Accounting Centre (PSAC).

Some two years ago, the London Insurance Brokers Committee (LIBC) agreed and issued a tender for the network off its own bat.

Two computer vendors, IBM, of the US, and ICL, the UK's largest computer manufacturer, came out top of the rankings with the judgment almost certainly going in favour of ICL.

Other market participants were less happy, however. Many were staunch IBM users. Indeed, according to a recent survey from Pedder Associates, IBM has 76 per cent of the market for all computers used in the insurance industry costing more than £30,000.

ICL is in second place with 4 per cent, its chief strength being in systems costing betweeen £250,000 and £500,000.

The stalemate was broken through the appointment of a new head of computer systems at Lloyds, Mr Desmond Lee.

An influential figure in the computer industry and former chairman of the IBM Computer Users Association, Mr Lee was instrumental in bringing all the participants in the London market together to form a network steering committee. It is this committee which has framed the new tender document that will go to IBM and ICL.

But, as Mr Douglas Shillito, director of the Shillito Consultancy and editor of the respected *Insurance Computer Systems** points out: "The real need now is to define the applications which will run on the network. Nobody seems yet to be addressing the business benefits."

The question of communications apart, the larger insurance companies and insurance brokers have tended to have their insurance software custom-written—it is costly, but they are all such individualists that they would brook nothing less.

The advent of the low-cost personal computer made in-house computing a reality for these firms. Nevertheless, Mr Shillito estimates that only 10 or 15 per cent of brokers are yet using insurance packages.

In the US, a new report ** from market consultancy Frost and Sullivan suggests that America's 60,000 independent insurance agencies will spend $680m on automation—and even then, only 45,000 will still be in business by 1990.

Any firm which thinks that it can afford to step back from the rush to use new technology should consider the example of Friends Provident, of Dorking, Surrey.

Working with Prestel, the British Telecom viewdata service, the company devised a closed user-group system which it called Frentel. The system made possible an electronic link between its brokers and its own computers.

All sorts of information, in addition to quotations, were available over the electronic link. While slower or more cautious firms looked on, Friends Provident doubled its market share. Furthermore, its competitors were not able to catch up easily. The technology involved developing a Prestel "gateway," an electronic door into the system, which took time and expertise.

IBM and ICL (which has formed a link with the US computer network operator, Geisco) offer similar value added network services (Vans) for the industry.

Jennifer Jarrett, insurance marketing manager for Digital Equipment and joint leader of the Chartered Insurance Institute's group on information technology, points out that, within large brokers, the marketing department now wants to know much more about their policy holders.

The emphasis, therefore, is switching to "branch processing" similar to that seen in the banks, where customer information is stored locally.

For the future, there is powerful interest in image processing—ways of storing documents electronically so they can be recalled quickly and accurately. The sheer problem of storing paper documents ensures that electronic techniques, such as image processing or video discs, will assume increasing importance.

**Insurance Computer Systems, IBC Ltd. 01-236 4080.*

***Insurance Office Automation in the US, Frost and Sullivan, $1,900. London office 01-730 3438.*

Alan Cane

Nobody does more than we do to make computers meet the needs of the world of insurance.



ADATCO COMPUTER SERVICES LIMITED
Shenstone House, Helsington, Kendal, Cumbria LA8 8AA. Tel: Kendal (0539) 33000

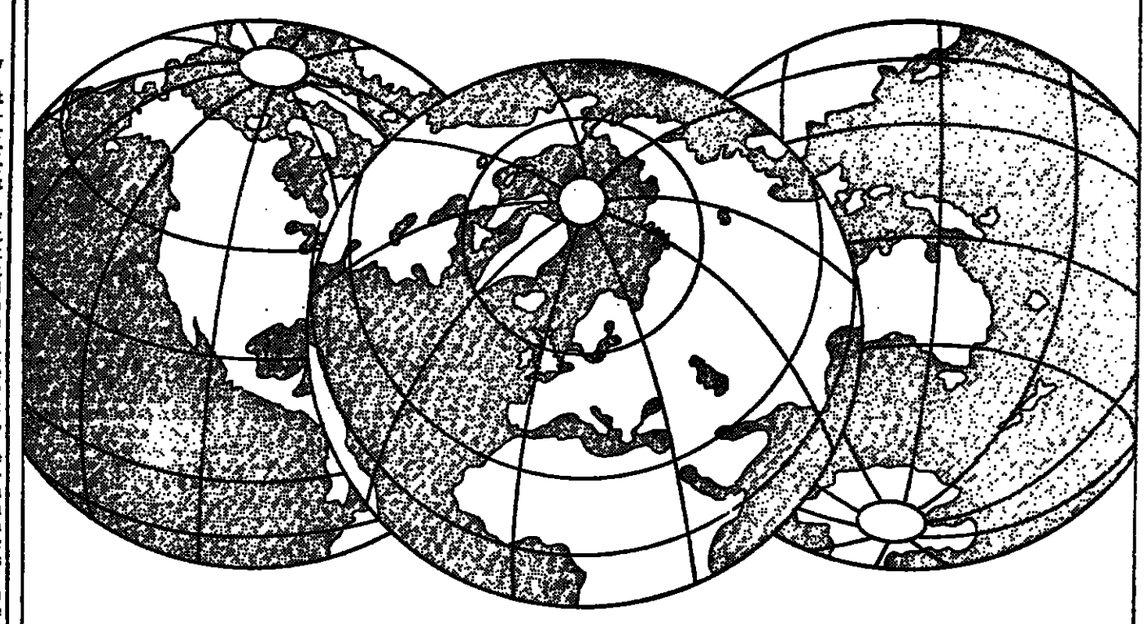

"1986 was a year of further progress for the Sedgwick Group. Over the past two years Sedgwick has added significantly to its size and geographic representation and in the United States we have now achieved our strategic goal of establishing a nationwide presence for the group."

C M MOSSELMANS, Chairman

Sedgwick Group
Sedgwick House, The Sedgwick Centre, London E1 8DX

And abroad...the world's largest retail broker...

ALEXANDER STENHOUSE

A worldwide service operating in 72 countries, fulfilling the insurance and risk management needs of international business. Shouldn't you know us better?

Contact: Iain Hope, Alexander Stenhouse UK, 2 South Place, London EC2P 2DX Tel: 01-628 6011 Telex 881371 SRSLDNG

A ALEXANDER & STENHOUSE

UK life assurance

Protection may prove double-edged

LAST YEAR brought a boom for Britain's life assurance industry. New business figures broke all previous sales records by a hefty margin.

Not only did the "unit-linked" sector grow rapidly once more, with many traditional life companies entering the field. There was also a vigorous recovery in the sales of traditional "with-profits" life contracts, thanks to a buoyant home-buying market and the increasing use of life assurance endowment policies to service a mortgage loan.

Now, 1987 looks set to repeat this sales bonanza. Yet, while the skies look blue for life companies, stormclouds are looming on the horizon. The storm might break by the end of the year. It is one of the by-products of the UK's 1986 Financial Services Act.

The new law will be policed chiefly by the Securities and Investments Board, formed in 1985 to become the UK's central investor protection watchdog. It has drawn up detailed regulations which it will apply to the way life assurance, unit trusts and other investment media can be marketed.

Nobody can argue with the Act's underlying aim of protecting the consumer-cum-investor. In fact, outside the industry there are many critics—especially on the Labour benches in the House of Commons—who say the Act itself is a weak-kneed compromise which makes too few reforms in Britain's system of investor protection.

Nevertheless, the SIB's new regime will have a far-reaching impact on the way life assurance contracts and unit trusts are sold. Already, there is speculation that thousands of Britain's small independent life intermediaries will vanish, often to become salesmen tied to one life company or another.

Some even talk of a deeper rationalisation of the industry, with some of the 110 British life companies withdrawing from the market or merging into larger groups.

Until now, life assurance in the UK has operated in a relaxed regulatory environment. There are no central controls on the selection, training and marketing methods of salesmen—except for those imposed by the 1977 Insurance Brokers' Registration Act on registered insurance brokers. There are no central controls on the remuneraion of salesmen, nor of the advertising methods, materials or information provided. All this will change when the SIB's new regime comes into force, possibly as early as January 1, 1988.

Consumers will be protected in two ways: First, the life salesman must be adequately trained and his business run in a prudent manner with proper accounting procedures and adequate capital backing. Second, the consumer must be given full details of the investment vehicle he is buying, so that he understands the nature of the product, what it is costing him and the basis of comparison with other types of investment.

One central and highly controversial theme is the "polarisation" proposal put forward by the SIB.

Polarisation means that any person selling life assurance or unit trusts must either be a truly independent intermediary, advising on products from the whole market, or a company representative selling only the products of one life company or unit trust group.

The salesman must make his status clear at the outset in any sales dealing with clients, so that the consumer knows whether or not he is getting independent, impartial advice.

SIB has adopted this stance in order to protect consumers. It claims that there can be no "middle ground"—where salesmen claim to offer independent impartial advice, but only deal in reality with a few, and not necessarily the best, life companies.

Polarisation will end the growth of the "tied agents"—those life salesmen who operate as independents, but put the majority of business with the one life company to which they are tied. Yet it also hits the accountant, the solicitor and the estate agent. It hits any professional person who, from time to time, advises clients on life assurance and pension matters, often in conjunction with the local inspectors or just one or two favourite life companies.

Above all, polarisation hits the banks and building societies. Until now, they have provided through their branch managers and counter staff both an insurance advice service, and a marketing outlet for their own in-house products.

Not surprisingly, the banks and building societies have lobbied everyone in sight to reverse the polarisation requirements, at least as they affect their own activities. They claim that their staff are well trained, and that there is no evidence of any inbuilt bias towards in-house products in their advice. Their conclusion is that polarisation will damage their service to customers.

The intermediary representative organisations, the British Insurance Brokers' Association (Biba) and the Life Insurance Association (LIA), as well as the Consumers Association, have strongly supported SIB's stance on polarisation. They have urged parliament and the Department of Trade and Industry not to give in to the banking lobby.

Yet the banks and building societies have failed in their efforts. Now they have some difficult choices to make on how they operate in the field of life and pensions.

The next area of confusion relates to advertising and disclosure of information to customers.

The industry says that if every detail of an investment product has to be given in the promotional material, particularly in media advertising, the documents will be unattractive, the advertisements too long and boring, and the consumer oversaturated with information.

The Life Assurance and Unit Trust Regulatory Organisation (Lautro), whose members are life companies and unit trusts, is trying to negotiate a suitable compromise with the SIB.

There is a lot of argument between the life assurance industry and MPs and civil servants over the disclosure to the public of the charges made by life companies on investment products, the commission paid to intermediaries and the cost of cashing in the contracts early.

Until now, the standard form of remuneration to intermediaries has been by commission. Salesmen have been paid by the life companies for the products they sell. This takes the form of high initial commission payments and low renewal payments, reflecting costs of selling contracts to the public. Suggestions that the public should pay fees direct for advice have been dismissed out of hand.

This system has often resulted in product bias. Intermediaries sell the contracts that provide the highest commission, and investors lose heavily if they surrender their policies early.

Also, the amount of commission currently paid at the outset on many contracts can be as high as 60 per cent of the first year's premium. When expressed in money terms, it seems a very large amount, though as a percentage of premiums spread over the whole terms of the policy it is quite low. Intermediaries are fearful of the public reaction when they see high monetary commission payments.

Polarisation will end the growth of "tied agents"—life salesmen who operate as independents, but put the majority of business with the one company to which they are tied.

So SIB has proposed that life companies can operate under an acceptable standard-commissions agreement that eliminates, as far as is practicable, both company and product bias. Independent intermediaries then need only disclose the fact that they are operating under this scheme.

Not surprisingly, such an agreement has emerged very quickly from Lautro. It proposes a considerable reduction in long-term commission payment and says that no commission payment should exceed 25 per cent in any one year. This has led to the final major problem facing the independent life salesman. Independent intermediaries will have to spend money on complying with the Act. At the same time, the new commission scale will cut back on their immediate cash-flow. The smaller intermediaries in particular will be hard hit. So—not surprisingly—Biba and the LIA are up in arms. Biba has submitted a paper to the DTI, setting out the extra burden on its members.

The LIA says that the SIB is imposing stringent financial requirements that are not needed on small intermediary businesses where the intermediary himself does not handle clients' money.

Such regulatory burdens do not affect company representatives. So life companies have split into two camps. On the one hand, there are companies which have decided to build up their own sales force and are offering inducements to independent intermediaries to become company representatives. They play on their fears of cost problems and offer big incentives to secure these trained personnel.

In the other camp, many life companies led by the Scottish companies, which rely entirely on independent intermediaries for their business, are launching a multi-million-pound campaign to explain the workings of the Financial Services Act and persuade intermediaries to remain independent.

Eric Short

UK pensions

Freedom of choice, but in a bureaucratic framework

EVER SINCE the end of the second world war, successive governments have regarded pension provision in the UK as requiring drastic reform.

But none has shown such crusading fervour as the present government in dismantling the work of its predecessors and building a brave new pensions world, intended to last well into the next century.

This reforming zeal has been fired by the privatisation philosophy of the Government, which is being applied with vigour in the pensions field and in all other areas. The main architects in this dismantling and rebuilding process are the Social Services Secretary, Mr Norman Fowler, and the Chancellor of the Exchequer, Mr Nigel Lawson.

Mr Fowler's 1986 Social Security Act introduces the new-style personal pensions. From April 6, 1988, all employees will have the right to opt out of their company pensions scheme and/or the state earnings-related pension scheme (Serps) and make their own pension arrangements with a personal pension.

Mr Lawson, in last month's Budget, proposes to advance the start date of personal pensions to January 4 for those employees not in a company pension scheme.

Since back-service provisions will be available for the prior months in the financial year 1977/1978, this proposal means that personal pensions will start a year early for these employees. This will include the employees' receiving the additional 2 per cent incentive contributions for an extra year.

In addition, Mr Lawson is proposing that, from October this year, employees in company pension schemes will be able to make their own arrangements for paying extra pension contributions known as additional voluntary contributions (AVCs) as an alternative to being forced to use the scheme established by the employer.

Life companies have been in the personalised pension market for decades, designing and marketing retirement annuity schemes for the self-employed individual, pension arrangements for controlling directors and executives, and AVCs and buy-out annuities for employees. They could be expected to be the main beneficiaries from this personalised pension drive by the Government. Indeed, Mr Michael Meacher, the Labour party's spokesman on health and social security, has consistently attacked the Government's actions as providing a bonanza for life companies and their shareholders (he tends to overlook the mutual life companies) while doing nothing for pensioners.

However, the pension managers of life companies themselves are far less optimistic over the likely benefits to their companies from this brave new pensions world.

First, the 1986 Act brings to an end the life company's virtual monopoly in the personalised pension field. New, banks, building societies and unit trusts will also be able to offer personal pensions to employees and the self-employed, and AVCs. Life companies will only retain the monopoly of providing annuities with which the individual secures his pension from his pension savings.

Banks and building societies already have a well-established marketing network through their branch structure, while building societies enjoy a high reputation with the public as providers of savings products. Life companies will no longer be competing with each other but with these pension providers.

Second, operating in the new personal pensions market will require a massive investment in both personnel and systems. Pension managers in life companies are by no means certain of the market response, or the best method in which to operate the new system.

The 1986 Act not only introduces personal pensions, it opens up a whole new field in pension provision by employers, by allowing companies to establish a money purchase scheme, known as Comps, to contract out of Serps.

Comps can be regarded as a collection of personal pensions within one contract, offering better terms to employees because of lower unit administration costs. So, under the new pensions regimes, life companies have a choice of concentrating their market effort on employees, or on those employers currently without a pension scheme, or onboth.

Until the Budget, the attitude among established life companies tended to favour concentrating the marketing effort on companies, while the newer life companies thought they would market to employees. However, if the budget proposals go through, life salesmen will be able to sell personal pensions to employees who are not in a company scheme from next January, with the lure of six years of the extra contributions. But salesmen can only start marketing Comps to their employers from April 1988, and offer only five years extra contribution. Marketing strategies will need re-examination.

However, this is not the only area of confusion, with Mr Lawson and Mr Fowler at times tending to pull in opposite directions.

The regulations to the 1986 Act have still not been laid before parliament. Indeed, at the time of writing, the vitally important rules on marketing, expense loadings and charges had still not been published. Life company pension managers cannot get down to designing their products, organising their systems and planning their marketing strategy until the rules have been published.

Life companies were under some pressure to meet the April 1988 deadline. Advancing the start date by three months could well cause chaos. Most life companies experienced in this field are probably better placed to meet the challenge than the new providers with no previous experience in this field.

Mr Fowler's theme, in this brave new world, was freedom of choice for the individual. But, as far as pensions are concerned, that freedom is being hedged in with a mass of restrictions and will operate under a bureaucratic framework. In this respect the regulatory authorities, the Occupational Pensions Board and the superannuation funds office of the Inland Revenue face an horrific administration problem. They will have to approve a host of new pension plans for the employed and the self-employed under this new system within the timetable laid down.

Life companies, which know their way around the channels of communication with these two bodies, are better placed than the new providers. But again, Mr Lawson in his budget proposals is not making life easy for the life companies. Under his new AVCs proposals, employees will no longer be able to convert their pension into cash, as in the the previous system. All cash sums will have to come from the mainstream company pension. Employees may well give up saving through AVCs in favour of other savings media where they can take the cash.

The remaining months of this year will certainly be hectic ones for the pension departments of life companies. Intermediaries having to sell the new personal pension plans will need to be informed of the contract several weeks ahead of the start date.

However, one final unknown remains in what is most likely to be an election year. A change of government could set in process a further round of demolition and rebuilding the pension field.

Eric Short

JFS
and at Lloyds

Jenner Fenton Slade Ltd

Independent Lloyd's Insurance and Reinsurance Brokers with particular specialisation in energy and related liability risks

Meeting the needs of Corporate Management Worldwide

1984
THE QUEEN'S AWARD FOR EXPORT ACHIEVEMENT 1984

21 Mincing Lane
London EC3R 7DN
Telephone: 01-929 4500
Telex: 894566/7 JFSLDN G
Telefax: 01-623 3330 and 3338

ARIG–
worldwide reinsurance



Since its inception in October 1981, the Arab Insurance Group has made a forceful impact in the field of insurance and reinsurance. This is a result of its expertise in diverse fields of insurance and its strong foundation.

Expertise: Drawing on the knowledge and experience of some of the more highly qualified international underwriters, ARIG has earned an enviable reputation for offering a very high standard of service.

Security: a US$ 3 billion authorised and subscribed Capital base gives ARIG enormous reserve and the high capacity to enter a variety of ventures. This capacity is naturally governed by ARIG's intimate knowledge of diverse markets around the world.

Today, ARIG is poised for expansion; entering newer, more challenging fields and classes of insurance and re-insurance.

ARIG House,
Diplomatic Area P.O. Box 26992,
Manama, Bahrain.
Tel: 531110, Telex 9395 BN 9396 BN
Telefax: 0973-531155

ARIG

London Contact Office:
8th Floor, Plantation House (Sec-B)
31-35 Fenchurch Street
London EC3M 3DX, Tel: 01-626 4155/6
Telex: 893281 Ang G, Telefax: 01-283 1923

المجموعة العربية للتأمين (ش.م.ب)
ARAB INSURANCE GROUP (B.S.C.)

NAMUR

"the other credit insurer"

Contact us, The Namur, at:- The Insurances of Credit
22 Park Street, Croydon, Surrey CRO 0YH. Tel: 01-680 1565.

The Specialists for

Financial Reinsurance

Run-off & Loss Portfolio Covers

Funded Aggregates

Pinnacle Reinsurance Company Limited
Barclays International Building
Church Street, P.O. Box 1801
Hamilton 5, Bermuda.
Tel: 809-292-8600 Fax: 809-295-5019
Telex: 3572 ASSUR BA

Pinnacle

Total Capital and Surplus exceeds US $49,500,000

هكذا من الأصل

• TRAVEL • MOTORING •

To mark the début of an FT Travel series on special hotels of the world, **Hilary Rubinstein**, editor of the Good Hotel Guide, discusses trends and standards and **Michael Thompson-Noel** (below) profiles one of London's best family-run hotels, the Goring in Beeston Place

The great and the good

Left: George Goring, owner of London's Goring Hotel, and Ston Easton Park, near Bath—among the best of Britain's country house hotels

THERE ARE good hotels and great hotels. You might think that, like ambitious one-starred Michelin restaurants, the former could aspire to the greater glory of the latter by adding a few staff, hiring a more gourmet chef, extending the hours of service. But in fact they are distinct species of hostelry, with little overlap.

Great hotels are like pre-war Cupard liners. They carry hundreds of passengers, with an exceptionally high staff-passenger ratio. The reception desk will speak a dozen languages. There will be arcades of boutiques. Ancillary services will include a large heated swimming pool, hair-dressing salons, perhaps a massage parlour, a gym or even a whole sports complex.

A variety of restaurants and coffee-houses will cope with every degree and style of appetite. Rooms will be full of opulent touches, with the best soaps and balms in the bathroom, plus gold taps and possibly a jacuzzi. Room service will provide you with almost anything you might imagine you need at any hour of day or night.

In the best of these hotels, the most pernickety of hotel inspectors will be hard put to find a single nit to pick. These are the hotels — the Mandarin in Hongkong, for example, the Taj Mahal in Bombay or Delhi, the Vier Jahraszeiten in Hamburg or Munich, the Ritz in Paris or Madrid, Claridge's or the Ritz in London — which win awards in magazines like *Business Traveller* as the Best Hotel in the World.

Almost every major city has its candidate for this kind of accolade, and those who have a taste for these hotels wax enthusiastically about their panaché or cosmopolitan chic. Those who prefer a different sort of establishment will mutter about bullshit and extravagance, or claim that — even when housed in an historically significant building — these hotels might be anywhere: they lack character, they are virtually indistinguishable. They are magnificent, certainly, but they are still clones.

My own preference has always been for good hotels rather than great ones. Good hotels are small and personal, usually with their owners in occupation. Some of them may take small groups or offer facilities for conference, but the individual customer is not short-changed.

They can vary greatly in their amenities, degree of comfort and tariff; but since they are not under pressure from boards of directors or shareholders, you can expect them to offer far better value than comparable hotels owned by outside managements. And whether they have been purpose-built as hotels or inns or converted from chateaux or castles, country houses, rectories or convents, they belong in their environment: they have roots.

I have been a keen amateur hotel-watcher for most of my adult life, and for the past ten years—since I inaugurated the *Good Hotel Guide*—I have been keeping a close eye from year to year on the standards of the 1,000 hotels throughout Western Europe which we list annually, and at least another 1,000 near misses.

Some of the hotels we select are grand and formal, with jackets and ties *de rigueur* for dinner. Others are laid back, even raffish. Some have Michelin stars, others offer a no-choice evening meal and pride themselves on their home cooking.

Service is rarely round the clock. Cleanliness, and the quality of cooking and decor, are crucial, but the really important thing which distinguishes good hotels has less to do with staffing levels, hauteur of cuisine and suchlike, than the atmosphere of welcome engendered by a dedicated and sympathetic proprietor.

Have hotels improved in the past decade? Well, yes—in a banal sort of way. Some of the miseries which were still to be found in the late 70s in the humbler places that came within our ken, like nylon sheets, can now be confined to the folk memory of ghastly experiences. And at the opposite end of the scale, all kinds of refinements can now be counted on above a certain price range: direct-dial telephones, remote-control TV, or mixed faucets in the bathroom.

The range of pampering little extras in bedrooms grows ever more extensive: bowls of fruit, carafes of sherry, tins of home-made biscuits, perhaps a heart-coloured chocolate put by the bed at night when the chambermaid turns down the sheets and arranges your pyjamas or nightdress into an elegantly waisted shape.

I am sure that market research has proved the viability of these costly frills, but I confess that I am indifferent to many of them and cannot forget that the guest ends up paying more for all these "freebies," even if they are not listed separately on the bill.

In towns, you will still normally eat better in a local restaurant than in your hotel, but hotel food has unquestionably improved. Half the rosetted restaurants in the British Michelin outside London are now in hotels or restaurants-with-rooms.

The European hotel industry has expanded rapidly in the past few years to cope with the growth of tourism, even though 1986 was cruel to all hoteliers and a catastrophe for some. The demand for rooms in London and other major cities throughout the continent has led to the building of many hotel blocks identical in character or the lack of it—the equivalent, in hotel terms, of convenience foods: professionally packaged but abysmally lacking in flavour.

Often the same investors have been putting their money into country-house hotels too, and at a cost of millions of pounds have been giving a fresh lease of life to many old mansions, fitting them out with telex facilities, helipads and chauffered limousines.

Some examples of this new breed of luxury hotel are excellently run and have rescued and revivified derelict buildings of great architectural merit. Historic Houses, the company responsible for Middlethorpe Hall, just outside York, and Bodysgallen Hall, near Llandudno, deserve special congratulations.

Alongside these heady financial adventures there has been another less conspicuous change in the hotel scene—the rapid growth of amateur hotel-keeping. The profession has become smart as well as respectable. Most of these new places come into the category of country-house hotels or up-market guest houses, but we have also monitored the opening of many sophisticated personally-run B & B's both in country areas and in cities.

Some of these newcomers sadly lack expertise and, though they mean well, will not necessarily have the knack of putting you at your ease. But the best of them are inns of true delight. Even the imperfect ones will give you more to write home about than the boring homogenised insipid predictable experience at the average corporation-owned establishment.



FOR THE determined pursuit of excellence, George Goring — owner of London's Goring Hotel — deserves all the stars, gongs, rosettes and other *bric-à-brac* on offer. Nor is he in the least bit befuddled as to what his precise aims might be.

"I prefer to operate one personally managed hotel of style and excellence," he says, "than to own an empire. My aim is that future generations of Gorings will always inherit an establishment of greater merit than the last." As he tells his guests: "César Ritz built the Ritz, Claridge built Claridge's, Mr Brown built Browns. These famous hoteliers have sadly passed on, but there will always be a Mr Goring at the Goring to welcome you and to make you feel at home from home."

The key to the Goring's charm, apart from comfort and tranquility, is its *Englishness*. Just a stone's throw from Buckingham Palace, it has all the modern touches that money can buy, yet none of the transatlantic blandness that is so ubiquitous.

It is that marvellous rarity: an English hotel in the heart of London that is decently old-fashioned yet bang up to date. How can this be? First, says the owner, he "shamelessly" spends four times the British average on repairs and renewals. In 1986-87 he will have spent £350,000—about 12 per cent of turnover.

Second, the staff is so well motivated that service is impeccable. The Goring has 100 rooms (including five suites) and 125 staff: a staff-to-bedroom ratio of 1.25 against a national average of 0.4. And the staff tends to stay. Only 20 have been there for less than one year. William Cowpe has been at the Goring for 17 years, 12 as general manager. Doorman Peter Sweeney has been there since 1965, and larder cook Eddie Fontela since 1955. So it goes on.

The owner says he sleeps in all the bedrooms to ensure that they are as comfortable as they look, and that his three female housekeepers insist on such cleanliness and freshness that you will never see a grimy net curtain or tarnished chandelier in his hotel.

"I was born in this hotel in 1938. It is my family home and has my name on it. It would mortify me if I went anywhere in the world and was told there was something wrong with my hotel. On average, at least 75 per cent of each day's arrivals have stayed here before. Our computer file probably lists half a million Americans who have stayed in the Goring."

The proof of the pudding is that the Goring's bed occupancy rate in 1985-86 was 84 per cent, which is way up the top end. Moreover, the owner believes in the fairness of a universal tariff that benefits the individual. As a result, there are no group, corporate, package or weekend rates at his hotel.

Will there always be a Mr Goring to welcome guests? Quite possibly. The hotel was built in 1910 by George's grandfather, O. R. Goring, and then managed by his father, O. G. Goring. It was the first hotel in the world to be equipped with a private bathroom and central heating to each bedroom. George has a twin brother, Richard, who manages another family property, the Spa Hotel in Tunbridge Wells, Kent. George's son, Jeremy, and Richard's son, William, are keen to follow in the family footsteps, so there will indeed be a Goring at the Goring for many years to come.

● **The Goring Hotel is at Beeston Place, Grosvenor Gardens, London SW1W 0JW. Telephone: 01-834 8211. Telex: 919166.**

The daily room rate is £72 single, £105 double, suites £140-£210. Demi-pension (two days upwards) is £20 extra per person. Full breakfast is from £7, lunch from £14, dinner from £15.50. VAT and gratuities are included in the room rate.

Safer driving

Stuart Marshall spends a day refining his technique with an expert whose speciality is avoiding accidents

TO THE day when they hang up their clubs for the last time, golfers strive to improve their game. So do most amateur sportsmen and women. They know they will get more out of their game if they play it to the best of their ability.

But driving? Handling a fast car properly is just as demanding of skill and concentration as sinking the longest putt—but how many drivers, once they have taken their test, consciously strive to become better?

The basic driving test does little other than determine that a man or woman is safe to be in control of a car—but only just. The skills that turn a driver who has passed the test into one who can handle a powerful car safely and considerately in all conditions have to be taught.

This is where people like Mike Reed, who runs the Specialised Driving Courses organisation, come in. He provides professional training for company drivers, high performance courses, skid prevention and control courses and even teaches anti-hijacking techniques.

Quite apart from the pain and suffering they cause, road accidents waste a lot of time and money. Many of the business organisations whose drivers—both car and lorry—have been through Mike Reed's hands have seen fleet operating costs sharply decline.

A company's requirements are assessed individually by his organisation but part of the treatment will be high performance courses or company driving days. The former take place at Thruxton circuit, last two days and include road and skid pan sessions as well as circuit driving. They cost £360, which includes the use of a BMW 528i.

Last week I sampled a company driving day which costs £120, with another £52 (both plus VAT) for a skid pan session if desired. The exercise is pitched at the typical executive who drives thousands of miles a year on company business.

Mike Reed, settling beside me, clipboard at the ready, stressed it was not a test. Nor was he a man from the ministry or a policeman. "I am here to help you to drive from A to B without getting yourself hurt."

For half an hour I did as I was asked, relaxing as best I could and driving normally on a motorway and busy A-road. We then pulled up for the first of several discussions. Next, I drove again for an hour on a variety of roads, giving a commentary for part of the time. "I am keen on running commentaries," Reed explained. "They are the most powerful teaching aid ever devised for driving—they raise your level of concentration more than anything else."

The day wore on enjoyably, with breaks for coffee, lunch and tea and more discussions on driving.

My habit of approaching roundabouts pessimistically—I assume I shall have to give way to traffic on my right rather than dash up and have to brake hard at the last moment—was approved of. But I was asked why I made so many lane-changing signals on motorways when my intention must have been perfectly obvious to other drivers. I said that in some of the foreign countries I drove the law required it, but I had to agree I did it here out of habit.

I made the mistake in town of beckoning an oncoming driver, for whom I had stopped, to let her enter a car park. ("If a cyclist came up on your nearside and she ran into him, whom do you think her insurance company's lawyers would say was to blame?") And I was chided for accelerating as I pulled out to overtake, rather than pull out first and then accelerate when best able to see it was safe to do so. What could I say to that but *touché*.

My commentary was not too bad—but why had I concentrated on a car at the head of the line of traffic I was in and neglected to mention the big yellow Telecom van clearly visible over the hedge round a bend hundreds of yards further on? "The real expert is never surprised," said Reed. "He or she always looks so far ahead they know what is coming." I could only agree.

I reckon a day such as I spent would benefit any driver, no matter how experienced and good they think they are. It is an intellectual stimulus as well as a useful reminder of bad habits one has fallen into. Mike Reed is at Cookham Dene, Berkshire (06285 27387).

Time is your most precious resource. Factmaster will help you make the most of it.

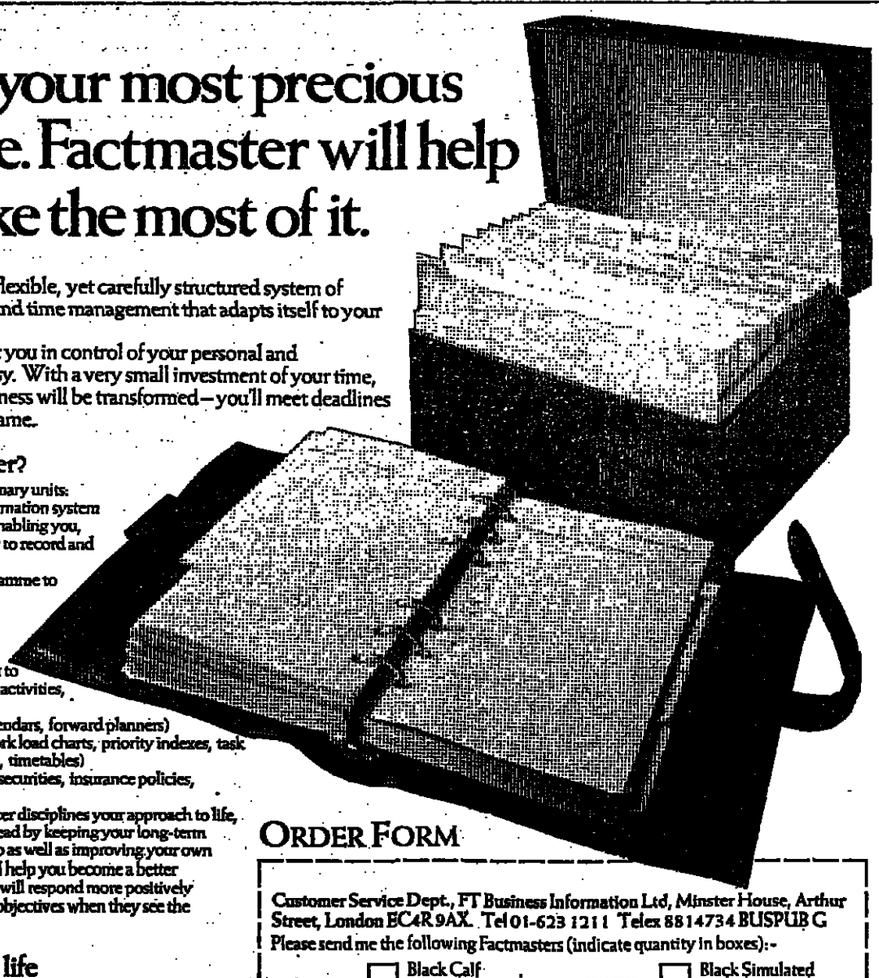

FT Factmaster is a flexible, yet carefully structured system of personal organisation and time management that adapts itself to your specific needs.

Factmaster will put you in control of your personal and professional life. It's easy. With a very small investment of your time, your personal effectiveness will be transformed—you'll meet deadlines and stay ahead of the game.

What is Factmaster?

Factmaster has two primary units:

- A portable loose-leaf information system and a desktop Databox, enabling you, wherever you are, quickly to record and retrieve vital data.
- A task management programme to bring your key areas of responsibility into focus.

You will receive Factmaster's comprehensive documentation enabling you to progress all your operational activities, for example:

Diary (diary pages, calendars, forward planners)
Task Management (work load charts, priority indexes, task overviews, action plans, timetables)
Personal Investments (securities, insurance policies, capital gains)

Working with Factmaster disciplines your approach to life, encouraging you to think ahead by keeping your long-term objectives clearly in mind. So as well as improving your own performance, Factmaster will help you become a better manager. Those around you will respond more positively towards their own tasks and objectives when they see the example you set.

An investment for life

Factmaster's contents come complete, and will last for a whole year. You decide when you wish to start by selecting your own commencing date for the page-a-day diary section. After twelve months you simply purchase a new Databox containing all the refill sheets you need for one year.

As you would expect from the FT, not only is Factmaster an invaluable business aid, it is stylish and elegant in its own right.

Available in two versions, only the finest materials have been used throughout. If you demand the best you will choose the sumptuous black leather binder, with real gold-plated rings. With two full size pockets on the front cover for currency or notes, this binder also has a further pocket on the back cover with two useful multi-credit card inserts.

Our alternative binder is durable, travel proof and no less attractive. It is also black, has the look and feel of high quality soft leather, silver nickel rings and two pockets.

And, the Databox is an impressive asset to your desk.

Personalised with your initials

For a modest additional cost your Factmaster can be inscribed with initials in rich gold blocking.

For further information telephone Louise Alsop on 01-623 1211. Financial Times Business Information, Minster House, Arthur Street, London EC4R 9AX Tlx: 8814734 BUSPUB G

FINANCIAL TIMES
FACTMASTER
...making the most of your time

ORDER FORM

Customer Service Dept., FT Business Information Ltd, Minster House, Arthur Street, London EC4R 9AX. Tel 01-623 1211 Telex 8814734 BUSPUB G

Please send me the following Factmasters (indicate quantity in boxes):-

8503/2251 ☐ Black Calf Leather (£143.75)
8515/2256 ☐ Black Simulated Leather (£86.25)
8527/0883 ☐ Goldblocking initials (£1.72) maximum of 4. (initials to be blocked) ☐☐☐☐

Methods of Payment

My cheque for £ _____ is enclosed made payable to FT Business Information Ltd

Please debit my ☐ ☐ ☐ ☐

We will automatically send you a VAT receipt (all prices include VAT, postage and packing).

Card Number _____ Expiry Date _____

Signature _____ If your billing address differs from your delivery address please notify us.

Special prices available for orders of three or more. Please ask for details.

Delivery Address

Name _____

Position _____

Company _____

Address _____

_____ Postcode _____

Telephone _____

(Delivery within 28 days).

Diary Start Date (please indicate month and year)

I wish my 12 month diary section to start on the 1st day of _____

How to get a free subscription to Financial Adviser.

When your livelihood depends on handling other people's money, up-to-date financial information is essential.

That's why, this Spring, Financial Times Business Information is launching a new weekly for professional financial intermediaries.

It will contain vital data for people specialising in savings and investment plans for private clients.

And advertising from the major financial institutions to keep you in touch with their most recent products and services.

Opinions and forecasts from top city professionals.

As well as the latest news from the financial world.

It's called Financial Adviser.

And, if you fill in the information on the coupon, you can get it every week. Free.

I would like to receive a free copy of Financial Adviser every week. I am, (Please tick the relevant box.)

☐ Life assurance or pensions consultant.
☐ Stockbroker working for private clients.
☐ Private portfolio manager.
☐ Accountant advising clients with investments.
☐ Solicitor or banker managing a trust.
☐ Estate agent offering a wide range of mortgages.
☐ I'm interested in advertising in Financial Advertiser. Please send me a free media pack, including a sample issue and the rate card.
☐ I am not a professional financial intermediary, but I would like to receive a copy of Financial Adviser every week. I enclose a cheque for £50 made payable to F T Business Information Ltd., for a year's subscription.

NAME _____
POSITION _____
COMPANY _____
ADDRESS _____
_____
SIGNATURE _____ DATE _____

Please send this coupon to Urszula Zajac, Circulation Manager, Financial Adviser, F T Business Information Ltd., Boundary House, 91-93 Charterhouse Street, London EC1M 6HR.

FINANCIAL ADVISER
AN F T BUSINESS INFORMATION PUBLICATION

Malcolm Rutherford looks at a new life of a great parliamentary orator

End was Nye

NYE BEVAN AND THE MIRAGE OF BRITISH SOCIALISM
by John Campbell. Weidenfeld and Nicolson. £15.95, 430 pages

JOHN CAMPBELL is too good an historian and too good a writer to produce a bad biography of anyone—let alone such a glittering figure as Aneurin Bevan. What he has done, however, is to produce two books in one. The two are interwoven but, while one strand is scholarly, the other is sheer polemics.

That opening criticism should not deter anyone from the pleasure of reading the book. There have been very few books directly about Bevan. The main previous biography was by Michael Foot, who worshiped the ground he trod on. Campbell even goes so far as to suggest that Foot may have written in the way that he did in order to warn other writers off. In other words, Bevan was too sacred a subject to be treated by lesser mortals or by ordinary historians.

Campbell has researched assiduously and has found a lot to say. Even he cannot avoid coming to the conclusion that Bevan was a great man — perhaps the biggest figure that the Labour Party has ever had. Campbell calls him "one of nature's aristocrats," which undoubtedly he was.

Bevan came in from the coal fields of South Wales, entered Parliament in 1929, was always on the left of the party and, though never a pacifist, was one of the few people capable of standing up to Churchill during the Second World War. Afterwards, to almost everyone's surprise, he became Minister of Housing and Health and was a huge success. The founding of the National Health Service will always be identified with his name.

Yet it is the curious thesis of this book that Bevan was a failure. Some of the criticism is slightly snide; for example, the claim that his childhood was not one of grinding poverty. This comes out as an attempt to mar his credentials as a working class hero. On the surface, Bevan's associations with Beaverbrook and Mosley are discussed fairly, as are his attraction to smart and intelligent society and hence his tendency to apear in the gossip columns. The fact was that he preferred big figures like himself to grey men. He never really deviated from the Labour Party. Campbell acknowledges this, but it is as though he is examining the charges dispassionately in order to make sure that some of the mud sticks.

There is also the sub-title: the Mirage of British Socialism. Not just Bevan's socialism, it is implied, was a mirage, but all British socialism and, in particular, that brand of the Labour Party that took Bevan as a model.

There is a blatant example in the chapter Bevan at War, which is subtitled Tribune's Finest Hour. It is true that Bevan was a brilliant journalist and that George Orwell paid Tribune the compliment of saying that it was "the only existing weekly paper that makes a genuine effort to be both progressive and humane — that is, to combine a radical Socialism with a respect for freedom of speech and a civilised attitude towards literature and the arts." Bevan had a lot to do with that, but it is a bit much to imply that he spent the war largely as a scribbler, however scintillating.

Campbell writes that Bevan believed that the best way to win the external war was by the vigorous prosecution of the internal class war. In fact, he seems to have regarded the war as a regrettable necessity. On the Conservative side, R. A. Butler, who also spent the war at home and worked on the same subjects of social reform, hardly even went that far.

Bevan was also almost alone in being right in believing throughout that the end of the war would lead to a victory for the Labour Party. And here is the crux of the book's polemic. Campbell says that the result of the general election of 1945 was due to a "pragmatic adaptation to the possibilities and responsibilities of a mildly interventionist social democracy. . . . For the first time the working men on the Labour benches were outnumbered by the middle class—lawyers, teachers and journalists. . . . The growing divergence between socialism and class was to cause Bevan increasing difficulty in the years ahead."

Put another way, the Labour Party had won, but it was not a victory for socialism and certainly not for Bevan's socialism.

For what Campbell has done is to build up Bevan as an out-and-out Marxist in order to knock him down. The evidence for this is flimsy; a lot of it seems to consist of the fact that Bevan admired the writings of Jack London. Nor is it ever precisely defined what Marxism is, or why it was wrong to appear on an all-party platform, including the Communists, in the 1930s. The words Marxist and Communist are used as smears, which it is assumed wil automatically turn the reader against Bevan. They have the contrary effect.

There is one peculiar, unexplained sentence: "He was, perhaps, more like a continental than a British socialist." It is left unclear whether that is intended as a compliment or an insult, or indeed what it means.

The reader, however, will be left in little doubt that an underlying purpose of the book is to rewrite history in favour of the Social Democratic Party and against the Labour Party.

Peggy Duff, the old CND campaigner, wrote in her memoirs: "Fire died with Aneurin." Campbell comments: "But what did fire mean? Very little. What use was fire in the belly without a coherent analysis of what was wrong with welfare capitalism and a clear programme to set Labour back on the road to socialism?" Actually, fire meant rather a lot. Campbell is an honest enough writer not quite to have put it out.

Bevan addressing the Labour Party Conference in 1955

Melvyn Bragg: the Lake District revisited

Solitary lass

THE MAID OF BUTTERMERE
by Melvyn Bragg. Hodder & Stoughton. £10.95, 414 pages

THE CONVENIENCE of historical sources is that they supply romantic fiction with a cautionary edge; a sort of safety-net against imaginative excesses.

Supposing inside knowledge of a true and much-documented case, The Maid of Buttermere is typical of the genre. Well-paced and fluently told, what is wrong with Melvyn Bragg's drama of love and betrayal is that its reliance on history is nervously derivative, not just in the welter of evidence amassed to back up the facts —journals, public notices, are quoted in full—but in the ideas Bragg uses to shape his material.

Prime exhibit is Coleridge's Morning Post article of 1802, describing the unlikely marriage between innkeeper's daughter Mary Robinson, renowned as the "Beauty of Buttermere," and a thrusting young MP, Colonel Alexander Hope, who, Coleridge suggested, might not be all he seemed.

Hope, as a scandal-hungry press found out within days, started life as John Hatfield, and it is on his metamorphosis from lowly criminal to rakish socialite that Bragg focuses. His rise and fall is tenderly done, and if on occasion Bragg overplays his allegorical hand—his *doppelgänger* hero hallucinates about the old Indian punishment of tying a victim to two horses pulling in opposite directions—he is only lending weight to the illusory grandeur Hatfield is trying to create.

For like his more famous contemporary Don Giovanni, Hatfield is keen to stage-direct his own Romantic progress; he even compiles his own catalogue aria:

> Women in hedgerows, in alleyways, in doorways, in public, on horseback, in carriages, in prisons . . . women who had scared him, hurt or mocked him, women who had paid him, women who had made him pay, ugly women, fat, thin, tall, short

Self-delight, rather than reciprocal desire, drives him to intense sexual encounters—Bragg clearly has his eye on the bestseller market here—but his ideals are elsewhere, culled unquestioningly from the poetry and writings of Wordsworth and Coleridge.

Their influence—they also appear in person—turns out to be the undoing both of Hatfield and of this novel. On the brink of a match which would rescue him from insolvency, Hatfield seizes the chance to begin "his education as a man of feeling before nature" by marrying innocent, nature-loving Mary Robinson.

Wordsworthian beliefs lead to Wordsworthian images, and the trouble with this lakeland romance is that it sounds at times like a parody. While she goes nutting, he meets a leech-gatherer and, dreaming of sex, mutters about intimations of immortality . . .

If these ideas were Bragg's own, their endless repetition might fit more easily into this dense and slightly mawkish novel—more Victorian in tone, in fact, than anything else.

Jackie Wullschläger

Ray Whitney MP sees a definitive answer to the sinking of the Belgrano in a new book about the Falklands war

Five years later...

THE LAND THAT LOST ITS HEROES: THE FALKLANDS, THE POST-WAR AND ALFONSIN
by Jimmy Burns. Bloomsbury, £12.95. 320 pages

THIS BOOK by the FT journalist who covered the Falklands campaign does have one great merit which might earn the author a place in the next Honours List for political and public services to this country. But for Mr Burns to qualify for an award it will be necessary for Tam Dalyell, MP for the Belgrano Incident and associated causes, to read the book —or at least pages 227-230. It would be an act of self-interest but also a contribution to the preservation of Parliamentary time for constructive purposes if those of us who have been afflicted over the years since 1982 with countless hours of contributions from the Honourable Member for Linlithgow on these subjects—and for whom no relief is in sight, at least this side of the general election—were to club together to raise the necessary £12.95 to present the book as an Easter gift for Mr Dalyell. Never could money be better spent.

Mr Burns reports that in the opinon of the Argentine naval officers be interviewed in the preparation of the book the sinking of the Belgrano was "totally justified" in military terms. He quotes one high-ranking officer as saying:

> It was sunk because I think it was a threat. And there's nothing more to it . . . It was consistent with the rules established by the British when they set up their exclusion zone. They said they would attack any Argentine unit inside the zone or in any other part where it posed a threat.

In a passage still more crippling for Tam Dalyell's most exercised hobby horse, Burns goes on to assert: "In purely historical terms the argument that the sinking of the Belgrano was in itself sufficient to destroy irrevocably any chance of peace does not stand up to investigation." He notes the suspicions of the Argentine government that "those in Britain who were loudest in beating the General Belgrano drum were motivated less by a desire to see an early solution to the whole Falklands issue than by an obsessive desire to see the Labour Party in power." As Mr. Burns very fairly observes, these suspicions were "not entirely without foundation."

I hope that Mr Dalyell and the rest of the Belgrano lobby will not seek to dismiss these sound conclusions as the product of Thatcherite bias. Neither on the basis of this book nor in his other writings does Jimmy Burns stand in any danger of being convicted of Tory inclinations.

The value of the four useful pages on the Belgrano could well outweigh the disappointment of much of the other 246. Regrettably, it is something of a muddle of a book—a muddle reflected in its sub-title: "The Falklands The Post-War And Alfonsin." Mr Burns gives the impression throughout that he was never clear about which book he was trying to write. Was it to be a study of Argentine attitudes to the Falkland Islands and to Britain before, during and after the war, perhaps with some forecasts and recipes for the future? Was it an analysis of the emergence of Alfonsin and an assessment of the first three years of Argentina's latest flirtation with democracy?

Mr Burns' offering has something on all of these and on a number of other intriguing topics, but as a tool intended for a multiplicity of purposes it ends up doing none of them very well.

The reader who turns to this book as a guide to Anglo-Argentine relations and efforts —or, more often than not, lack of them—to find a way forward on the Falklands issue will find a story which omits or treats very thinly several important episodes, at least some of which may offer pointers to the next five or 10 years.

We have to wait, for example, for a reference to the Communications Agreement of 1971 until page 241, where it gets unjustifiably short shrift. This was a serious attempt by the two Governments steadily to develop practical links between the Falklands and Argentina in the belief that this would take the heat out of the sovereignty issue and in the hope (at least in some quarters) that contact might, over the years, change the political climate. It came to nought largely because the Islanders became increasingly disenchanted with political developments in Argentina as the 1970s progressed.

Mr Burns happily — and not unreasonably — pitches into the British diplomatic machine on standard lines for its failure to identify the reality of the Junta's aggressive intentions towards the Falklands in late 1981 and early 1982: the cry of "wolf" had been heard more than once in the past. But he should have also spelt out the dilemma which the Foreign Office coped with for many years — successive Governments and Parliaments refused to entertain any discussion of sovereignty yet would not allocate the resources which would be needed to resist or deter a serious Argentine attack. Some might consider that, with so few cards in their hand, our diplomats kept the play going for a surprisingly long time.

There is no mention of the tentative efforts to find an acceptable solution made by Lord Chalfont and Ted Rowlands for Labour Governments and by Nicholas Ridley for the present Government in 1980. Ridley went to the House to make what must have been one of the shortest and most enigmatic statements ever put to Parliament about the possibility of exploring a lease-back solution, only to have the roof fall in on him. Led by Peter Shore, all sides of the Chamber assailed the hapless Ridley with a ferocity which must make his current travails with the rate support grant and botched Department of the Environment legislation seem like child's play.

Mr Burns has a better feel for Argentine domestic politics and manages to convey what I believe is a valid impression of the complex panorama. He provides a useful account of the difficulties facing Raul Alfonsin ("an entirely new phenomenon in Argentine politics")—the problems of dealing with the military, the Church, the Peronist legacy, the foreign debt and the failure of national aspirations.

The democratic path has proved a difficult one for the Argentines since 1983 but at least, as Mr Burns recognises, they have Mrs Thatcher's resolution to thank for being given the opportunity to set out upon it.

Local bards make good

THE OXFORD BOOK OF LOCAL VERSES
chosen by John Holloway. Oxford. £12.95, 350 pages

THE HEART OF THE WORD: POETRY OF EDWARD JAMES
Weidenfeld & Nicolson. £14.95. 215 pages

ENGLISH POETRY has a wit, variety and elegance which extend way beyond its famous authors. These qualities turn up on country tombstones, in the notes of able amateurs and in the rich undergrowth of ballads and popular songs. No other European language matches this range, yet modern England has demoted verse and popular poetry and ceased to rank them among a person's likely accomplishments.

John Holloway is a former Professor of English at Cambridge. His new selection, an Oxford book, is a reminder of how much good verse can still be found. A few big names worm their way between his covers, Hardy on bell-peals or Coleridge on himself, but the majority is truly local.

Quite a bit of it is poor stuff: pubkeeper's verses or chimneysweeps' advertisements are printed here because they were inscribed locally, not because of any particular merit. Other bits are not quite as sharp as their titles lead you to hope: everyone will have their candidates for prior inclusion. However, it is not all a matter of wit or ballad-narrative. One or two pieces are very touching, especially the long poem of a Herefordshire parson to his local brook. Epitaphs often bring out an English vein of pathos and irony for all social classes, a Sussex huntsman (Men, like foxes, take to earth . . .) or a Sheffield washerwoman (Dear friends I am going Where washing ain't done, nor sweeping nor sewing . . .) a poem which she wrote before hanging herself.

Edward James's poems, The Heart and The Word, belong in the tradition of the highly cultivated amateur, not the local ballad. Peter Levi, Professor of Poetry at Oxford, prefaces this first published selection with a telling essay on the author, the famous patron of Surrealist arts, a millionaire by birth and donor of his estate and paintings to a trust.

James travelled widely and wrote deliberately and unashamedly in the rich style of a "neo-Georgian" aesthete. His poems are not "modern" in our century's use of the term. Admittedly, they straggle sometimes and at others, come adrift on a lush tide of words. But they were well worth publishing.

Robin Lane Fox

Hillela's hopes

A SPORT OF NATURE
by Nadine Gordimer. Jonathan Cape, £10.95. 396 pages

CHANGE
by Maureen Duffy. Methuen, £10.95. 292 pages

TRUST
by Mary Flanagan. Bloomsbury, £10.95. 292 pages

STRAIGHT CUT
by Madison Smartt Bell. Chatto & Windus, £10.95. 230 pages

EXILE, ROOTLESSNESS, displacement, non-belonging: to be white in today's Africa implies all these. Nadine Gordimer's A Sport of Nature is the history of African whites over the past 40 years, through the story of a white girl, Hillela. Named after the Lithuanian great-grandfather who came to South Africa to escape the European pogroms, she is brought up partly in Rhodesia, partly by aunts in South Africa, in particular aunt Pauline, in Johannesburg, who is liberal, intellectual, and passionately committed to the anti-apartheid cause.

Then off and away—through lovers and husbands—via Dares-Salaam, Eastern Europe, the USA, to end as wife of the head of a future South Africa, an almost icon-like figure it is now almost impossible to get any clear information about. Her daughter by her first husband, murdered for his ANC activities, becomes a world-famous black model with apartments in London and Rome. They, at least, have successfully survived the whirlwind of change.

A political novel, committed to putting its case on nearly every page and through every action and event and highly logical and lucid in doing so, it is persuasive, many-faceted and highly readable, but what makes it all these things is not the politics but the writing—brilliantly clear, like the bright light in which it mostly takes place, full of detail and exact observation, with telling images that never seem brought in for effect but grow from an imaginative richness that complements the novel's strongly cerebral qualities.

Hillela starts as one of nature's parasites, her mother's "bad blood" coming out, as the aunts mutter darkly. Thoughtless, shiftless, a taker and a sponger, ungrateful and ungracious in the way she vanishes without trace after each misadventure, nonetheless she has beauty, a ravishing presence, and a moral bounce that catapults her into the next country, encounter and man. Her personality is marvellously vivid; less so her transformation from self-centred hedonist to committed political activist (the early persona being much more credible than the later). But it is not just her electric figure that keeps up the pace. Minor characters embodying various aspects of Africa or of liberal America are just as present and visible, particularly Pauline, who finds herself excluded from her cause in its final stages by the blacks who have gone far beyond liberalism.

I wish Hillela had not been given so glamorous an end, though, or her daughter so rich and grand a beginning: it takes them out of the run of everyday sufferers and endurers and the middling rest of us. But as an exposé of African life from the white sidelines (and how marginal they now seem) it is splendidly clear, humane and explanatory, and, in spite of its formidable intelligence, accessible and sympathetic.

1939: like a guillotine it falls across our history. A whole new way of living and feeling, a new vocabulary, a total six-year break with the outside world, with what before seemed normality: this is what Maureen Duffy's Change is saying it meant. In the summer of that year the workaday world plods on with its familiar routines. No-one quite believes in the ultimate, definitive threat. Even when war is declared no-one quite believes in its totality and terror. For months things plod on almost as they used to. Then they explode.

Nadine Gordimer, persuasive and readable

Patchwork history like this recalls all sorts of things intensely, fleetingly, with instant contrast and comparison: the Polish count, badly burnt, lying on a raft in eastern waters: the socially sheltered schoolgirl meeting, for the first time, a working-class boy; the girl discovering her sexual identity, far from family and censure: the dependent, loving husband whose wife is killed in the bombing; infidelities, flirtations, rediscoveries: changes physical and emotional, historical, partial or complete. The telling is vivid, very readable.

Trust is the opposite, personal and subjective, a first novel by an American living in Britain but not her first fiction (she has published a book of short stories, Bad Girls). It takes the lives of a number of people in recent years, interweaving a plot about villainy in the art world with their particular fates and destinies (rather as Robertson Davies does in What's Bred in the Bone).

Eleanor is the novel's centre, best-realised, best felt and appreciated character, a creature of pathos and beauty, at once irritating and loveable, her physical decline shown with shocking, sad realism. No-one answers her needs.

A splendid few pages have her telephoning her supposed best friends in London and their totally self-centred replies. When she dies, halfway through, the novel loses much of its zest. Long, close-knit, detailed and yet farflung, it is a highly promising début.

Straight Cut is a thriller, yet more than that; a novel about drugs and boxes of bank-notes, trans-European chases and swims across icy rivers, yet much more about relationships. Tracy the narrator is a film editor, and the technicalities of cutting film are used in detail ("shop" without much explanation). He and Kevin are friends and enemies, rivals in everything—work, crime, love. One has to overwhelm the other, that is clear from the start. Kierkegaard is the hero's hero, and Kierkegaard wrote Either/Or, which could stand as their motto. For it is one or the other, both cannot survive.

Tracy's wife is Kevin's mistress, a beautiful creature who has been near death, but comes back back to bear one of them (we never knew which) a child.

Madison Smartt Bell, another American, has been compared to those tough masters McEwan and Martin Amis, and like them he conjures and faces up to nastiness and brutality. But he is unlike either, more laconic, warmer.

Isabel Quigly

BOOKS OF THE MONTH

Announcements below are prepaid advertisements. If you require entry in the forthcoming panels, application should be made to the Advertisement Department, Bracken House, 10 Cannon Street, EC4P 4BY. Telephone: 01-248 8000, Ext 4064. Order and payment for books should be sent to the publishers and not to the Financial Times.

Brazil and Peru: Social and economic effects of petroleum development
by E. Mayorga Alba and N. Gall
In different ways both countries have sought to integrate the oil and gas sector into their economies and to use the petroleum experience to upgrade manpower, industrial and infrastructural resources. Their experiences are reviewed here.
ISBN 92-2-105506-X £7.70
International Labour Office
96/98 Marsham Street
London SW1P 4LY

Seven Roles of Women: Impact of education, migration and employment on Ghanaian mothers
by C. Oppong and K. Abu
This monograph uses case histories of 50 women (migrants and non-migrants) from 2 ethnic groups and areas, but with similar educational and work backgrounds. Examines the impact in the context of Ghana's traditions and economic situation.
ISBN 92-2-105643-0 £8.80
International Labour Office
96/98 Marsham Street
London SW1P 4LY

The practice of entrepreneurship
by G. Meredith, R. Nelson and P. Neck
Deals respectively with personal traits and characteristics of entrepreneurs; financial aspects which reflect business success; and, external aspects of entrepreneurship. All those keen to develop their entrepreneurial skills will find this wide-ranging book invaluable.
ISBN 92-2-102846-1 £8.80
International Labour Office
96/98 Marsham Street
London SW1P 4LY

Banking policy and Structure
by J. S. G. Wilson
A comparative analysis of the several types of banking structure and the ways in which banks undertake their business.
0-7099-2783-5 448 pages
January 1986 £35.00
Croom Helm, Provident House
Burrell Row, Beckenham
Kent BR3 1AT
Tel: 01-658 7813

Plantations and plantation workers
by J. P. Sajhau and J. von Muralt
This study documents recent developments and changes over the last 20 years in working and living conditions. It will contribute to a better understanding of different systems and advance the role of the plantation sector in rural development.
ISBN 92-2-105655-1 (hard) £16.50
ISBN 92-2-105652-X (limp) £12.10
International Labour Office
96/98 Marsham Street
London SW1P 4LY

Micro-electronics and employment revisited: A review
by R. Kaplinsky
Looks at direct and indirect effects of micro-electronics and the links with patterns of employment and the quality of working life; goes on to examine the prospects and problems of its application in industrialised and Third World countries.
ISBN 92-2-105610-4 (hard) £17.60
ISBN 92-2-105611-2 (limp) £13.20
International Labour Office
96/98 Marsham Street
London SW1P 4LY

Innovations in banking: business strategies and employee relations
by Timothy Morris
Explores both employer and union strategies and examines the continuing competition for predominance between the "orthodox" trade unions and the staff associations in the banking industry.
0-7099-4607-4 176 pages
October 1986 £25.00
Croom Helm, Provident House
Burrell Row, Beckenham
Kent BR3 1AT
Tel: 01-658 7813

Venture capital in Britain, America and Japan
by Rodney Clark
Describes venture capital, a successful American institution, and explains how it has been adopted in two countries, Japan and Britain, with varying strategies and results.
0-7099-4831-X 128 pages
February 1987 £25.00
Croom Helm, Provident House
Burrell Row, Beckenham
Kent BR3 1AT
Tel: 01-658 7813

Long term care for profit 1987 directory of major providers
This new directory provides detailed information on 59 major providers and highlights the trend towards corporate ownership in the sector.
0 9512218 09 £29.00
LTC Publishing
1 Perren Street
London NW5 3ED
Tel: 01-485 8577

Women Directors
Vivienne Kendall
Directory giving names and addresses of some of the UK's leading businesswomen. Analysis of biographical details gives insight into difficulties in reaching director level.
0 907304 24 9 £29.00 plus £1 p&p
Eurofi (UK) Ltd
Guildgate House
Pelican Lane
Newbury RG13 1NX
Tel: (0635) 31900

Guide to European Community Grants and Loans — 7th Edition
Gay Scott
This comprehensive guide offers up-to-date and practical information on the range of grants and loans available from the European Community.
0 907304 32 X £37.00 Basic Manual plus £2 p&p
£50.00 Updating Service (3 updates per year)
Eurofi (UK) Ltd
Guildgate House
Pelican Lane
Newbury RG13 1NX
Tel: (0635) 31900

Money for Research and Development
Gay Scott and Tony Reid
Sourcebook containing information and guidance on funding for Research and Development projects from national and international organisations.
0907304 26 5 £29.50 plus £1 p&p
Eurofi (UK) Ltd
Guildgate House
Pelican Lane
Newbury RG13 1NX
Tel: (0635) 31900

Get your copy of the FINANCE BILL fast...

Our same-day delivery in central London by quick and efficient radio controlled vans enables you to obtain the Finance Bill the day it comes out.
Outside London single copies and bulk orders will be delivered in 24 hours by 1st class post.
RESERVE YOUR COPIES NOW. PHONE (01) 221 0930
or write to:
PARKS Mail Order, Holland Hse., 140-144 Freston Rd. London W10 6TR
The Finance Act 1987: to reserve your copies of the Act for delivery on the day of publication contact:
parks MAIL ORDER
Holland House, 140-144 Freston Rd. London W10 6TR (01) 221 0930

WHO'S NEXT?

M. ALLEN AND R. HODGKINSON
Buying a Business
Graham & Trotman 1986 £30.00

P.F.C. BEGG
Corporate Acquisitions & Mergers
Graham & Trotman 2/e 1986 £40.00

T.E. COOKE
Mergers & Acquisitions
Basil Blackwell 1986 £35.00

P. EARL AND F. FISHER
International Mergers & Acquisitions
Euromoney 1986 £85.00

B. PEARSON
Successful Acquisition of Unquoted Companies
Gower 2/e 1986 £19.50

M. ROCK
Mergers & Acquisitions Handbook
McGraw Hill 1987 £59.95

parks available at Parks Bookshop 244 High Holborn, London WC1 7DZ • 01-831 9601

هكذا من الأصل

• ARTS •

Tom Berenger in "Platoon"

Oscars and after

FOLLOWING the twists and turns of popular taste in American cinema today is like trying to keep your stomach in one place while riding a roller-coaster. You have hardly recovered from the surprise twist whereby a modest Australian comedy called *Crocodile Dundee* earns $200m at the box-office than you are turned in the opposite direction by runaway US enthusiasm for a war-is-hell Vietnam movie called *Platoon*.

Occasionally the Hollywood establishment can be seen riding along with you on a parallel track. Their Oscar bravos for *Platoon*—Best Film, Best Director et al—show that the power-brokers are happy to put their plaudits where their profits are, so long as there is *some* substance (they think) in the movie. (Outright escapist fare like *Top Gun* or *Crocodile Dundee* just gets the consolation prizes: Best Song for the one, Oscar night walk-on by Paul Hogan for the other.)

The annual Academy Award ceremony is a time for renewing the uneasy accord between Art and Mammon in Hollywood. No film that fails at the box office ever scoops top prizes on Oscar night. Yet it is not enough *merely* to rake in the shekels, as George Lucas and Steven Spielberg have found to their cost. Though their movies have made enough money to buy out Hollywood altogether if they chose—seven of their films are among the top ten money-makers of all time—they have no major movie Oscar to rub between them. The Irving Thalberg award Spielberg received at this week's Oscars was given in penance for the Academy's gross snub last year—11 nominations for *The Color Purple*, no award—and no doubt to buy indulgence for a few more years of refusing to honour the individual films of Spielberg or his Midas mate Lucas.

For it stands to reason, does it not (goes the Academy's thinking), that the *Platoons* of this world are more important that the *ETs*, the *Out of Africas* than the *Jaws* or *Star Wars* films? We are speaking, are we not (they reason) of adult tales with serious themes, set in resonant moments of man's history?

The same thinking, extended back into our cultural past, would have elevated Bulwer Lytton's *The Last Days of Pompeii* to a higher artistic plane than Carroll's *Alice in Wonderland*. Hollywood today is suffering from a worse-than-ever dose of "If it's an important theme it must be an important movie." When a film like *Platoon* comes along, it seems too good to the movie establishment to be true. The public is flocking to the movie: its themes are momentous: and at last the Academy can do its bit towards recognising that the Vietnam war took place. Said writer-director Oliver Stone, clutching his Oscar, "Through this award you are really acknowledging the Vietnam war and its veterans." (In fact the Best Film Oscar went to a Vietnam film as long ago as 1979: and a much better one, Michael Cimino's *The Deer Hunter*).

Platoon is a grossly overrated movie. And its failings are symptomatic of most of Hollywood's attempts to "think big" today. A *sturm und drang* tale of war, it makes a bid for originality by taking the glib allegorical line that the film is about "America fighting itself" rather than a common enemy. At the movie's centre is a grudge feud, finally taken to the death, between a Bad Sergeant (Tom Berenger) and a Good Sergeant (William Dafoe). The one is a scar-faced ogre who wants to put whole Vietnamese villages to the torch or sword; the other is a toughly compassionate army scout whose mission is mercy wherever he can dispense it. (His Jewish name, Elias, even hints at a Christ figure.)

This moral battle set in a military inferno is watched by an undercharacterised central figure—played by Charlie Sheen, whose voice-off narration sounds like a bad imitation of his father Martin's in *Apocolypse Now* — whose response is never complex enough to get in the way of the film's portentous but puerile ethical antithesis.

The sad thing about America's enthusiasm for *Platoon*, endorsed by a moviegoing public who get a good old-fashioned action film along with the preaching, is that it could usher in a whole new era of simplistic moral inspirationalism. Indeed, to judge by the new films I saw in a recent visit to America, that era may already be here. Worst offender is *Angel Heart*, a Deep South morality melodrama in which guilt-haunted private eye Mickey Rourke is led a merry *danse macabre* by client Robert De Niro, who turns out to be the Devil himself.

Directed by our own USA-defected Alan Parker (who first launched Oliver Stone towards fame as screenwriter of *Midnight Express*), this steamy cauldron of violence and voodoo, exotica and erotica, makes one wonder if a country like America, currently on heat with TV evangelism, is not using the cinema to help stoke its fears and warnings of hellfire.

Paul Schrader's *Light Of Day* also goes in for a "Devil-made-me-do-it"-style melodrama. Michael J. Fox and Joan Jett are brother-and-sister members of a rock group, their career watched with appalled fascination by Mum Gena Rowlands. Soon the siblings split into Good and Bad as surely as the Sergeants in *Platoon*. While Fox fulfils his duties to family, Jett turns her back on Mum, Dad and her own small child to pursue the satanic path of Heavy Rock (!). She even dresses and makes up like something out of *Dr Faustus*, and by the time she visits dying Mum in hospital she is all but swinging a pitchfork and swishing a tail.

At least with this film, one suspects the tongue is partly in the cheek. And the movie's saving grace, giving it a redemptive ambiguity, is Miss Rowlands. Is the over-loving Mum victim or villain, bystander or manipulator? We never quite know, and a film threatening at midpoint to go all Manichean ends by sliding cunningly back into mystery.

More diabolism stalks *Black Widow*, the new film by Bob Rafelson (of *Fire Easy Pieces* and *The Postman Always Rings Twice*). In this creaky murder thriller Theresa Russell plays a kind of professional widow, rising on stepping stones of slain husbands to richer things. Reporter Debra Winger hotfoots after her and soon we are swinging into yet another morality tale: this time irresistibly shining truth versus immovably murky evil.

Thank goodness that under this topsoil of melodrama and moralising, there are still a few strata of good genre movies in America today. They show that there *are* wit, spontaneity and humanity in modern Hollywood, whenever film-makers are allowed a break from ploughing parable land.

Best new comedy for instance, is Barry Levinson's *Tin Men*, with Richard Dreyfuss and Danny De Vito as warring aluminium salesmen in a fast-talking romp from the director of *Diner*. Best new thriller: *Lethal Weapon*, with Mel Gibson seizing the role of his lifetime as an anarchic undercover cop more dangerous than the criminals he is pursuing. Best new impromptu from a genius: Woody Allen's *Radio Days*, a furlough from greatness after *Hannah And Her Sisters*, but still deft and dazzling, and showing that a light touch need not be a trivial one. And that is a message sorely needed in modern Hollywood.

Nigel Andrews

Radio

Useful hints to counter crime

RADIO 1 ran an effective campaign against drug-abuse last year. Radio 2, with a rather older audience, has spent this week striking at crime in general, but from a different attitude. The attack on drugs assumed that listeners were themselves potential offenders. The attack on crime assumes that listeners are only potential victims. I was not able to hear more than a little of what went out (there were items daily from 5.30 in the morning to one o'clock the next morning). What I heard confirmed my own view that there are simple precautions neglected by many people that might, if observed, reduce the crime figures quite a lot. Official figures tell us that three-quarters of thefts are of less than £50, that 30 per cent of all crime is vehicle-related, that only 5 per cent of crimes involve violence, and that only a very small proportion of street crimes are against old people. Fitting good locks, not admitting strangers, securing your car or your bike, are elementary business.

These and similar points were made insistently, the idea being, no doubt, that if you hear them in the familiar voices of Derek Jameson, Jimmy Young, Gloria Hunniford and so on they will seem more urgent. Some of the other programmes seemed to me less useful. How can an interview with a New York detective help me to safeguard my home? The Home Secretary was given a phone-in on the Jimmy Young programme: he repeated much of the standard advice and was sensibly restrained with the too many questions dealing with punishment of crime rather than its prevention (though I suppose some people think that the one leads to the other). The documentaries about Peckham and Preston were appalling examples of what may happen, but no more than that. I doubt if phone-ins and interviews with victims are the best ways to counter crime, as the same items are repeated with variations. Practical advice by experts (we had two Chief Constables, the head of a Home Office party on child abuse, a running report on stolen car numbers) is surely the best thing.

Lord Rawlinson's series on the Jesuits (Radio 3, Sundays) reveals much difference within the Society, it seems to me. In Nicaragua there are Jesuits active on both sides. President Aquino is reputed to have a Jesuit "Mafia," while Fr Cruz is a confidant of Marcos. In India and the East the word is dialogue with other religions, though in China, where the Jesuits had been for 400 years, they are now only in Hong Kong. From both the historical and the doctrinal view, the series is most interesting. There are two more Sundays to go.

The Theatre of the Absurd was a fugitive trend in the '50s and '60s that faded as the mainstream theatre acquired more and more of its characteristics. Radio 3 is giving us a series of Absurdist plays. On Tuesday we had Arthur Adamov's *Ping Pong*, which purports to show how the lives of Arthur and Victor are changed in accordance with the changes they make in the pinball machines that obsess them. The radio version was made by Martin Esslin, an expert on the theatre of that period; yet it did not come to life, I think because of the difficulty of visualising the pinball machine. Peter Kavanagh was the director.

Then on Friday we had Ionesco's *Victims of Duty*, in which a detective drives M Choubert through a ghastly subconscious wilderness in his attempt to find out the spelling of his next-door neighbour's name. There was more pictorial invention in this, but to my mind the joke wore out fairly soon. Jeremy Mortimer directed. Radio 4's late-night Saturday sitcom *Unnatural Acts*, with, and by, Jeremy Hardy and Kit Hollerbach (and six others) was funnier and more absurd. I liked the escapologist's act that turned into a bondage event.

★

This Thursday the Sony Radio Awards were won by: Ronald Pickup (best actor), Billie Whitelaw (best actress), *Mischief* (best drama production), David Cregan (best original script), Graham Leach (radio reporter), Derek Rae (sports broadcaster), Mike Smith (DJ of the year). The Gold Award for long-standing contribution to radio went to the whole team of *The Archers*.

B. A. Young

Giles Havergal (foreground) directing a rehearsal of "The Heat of the Day" in the Soho laundry, new home of pioneering company Shared Experience

More novel theatre

THE TOURING company Shared Experience was in Cheltenham this week giving a version by Felicity Browne and Giles Havergal of Elizabeth Bowen's 1948 novel *The Heat of the Day* in the beautifully renovated Everyman Theatre. The show arrives at the Donmar Warehouse in London's Covent Garden on Tuesday, and I should now sing its praises, as well as those of Shared Experience which has recently acquired splendid new office and rehearsal facilities in Soho.

The plunder of European fiction for the stage is nothing new, but the process of late has become a way of shaping a new theatrical language. Shared Experience, launched and still run by Mike Alfreds, beat a path for the RSC's *Nicholas Nickleby* with a seven-hour *Bleak House*. Those early days—the company opened in 1975 with a delightful *Arabian Nights*—of bareboards austerity and scenic minimalism have been succeeded by confident, ingenious and notably well designed versions of Evelyn Waugh's *A Handful of Dust*, Samuel Richardson's *Pamela* and, returning the methodology to the received repertoire, a Shaw's *Too True To Be Good*.

You do not lessen, betray or diminish a work of fiction by putting it on the stage. You merely express a response to that work in a different medium; this is also known as criticism. Outraged admirers of Victor Hugo who want to keep *Les Misérables* for themselves miss the point about a stage musical that exploits the prime function of narrative literature — communication with the masses.

This version of a classic Wartime novel distils the meat of the book: the shimmering, ambiguous relationship of middle-aged Stella Rodney with two men, a lover, Robert Kelway, who is betraying his country, and a secret agent, Harrison, who wishes Stella to betray her love and sleep with him in exchange for not spilling the beans.

Of course there are sacrifices, notably the excision of Stella's soldier son except in conversation, the Irish scenes and the thrilling descriptions of London both bombed ("The lightless middle of the tunnel") in 1940 and listless in 1942. Instead, we have a substitute visual poetry that hums with affectionate enthusiasm. The characters move on an open-plan setting of Stewart Laing backed off by a painted cloth, a colourful action study of an exploding whizzbang with yellow tentacles. A superb scenic coup comes when Robert unfolds a replicating free-standing wall to reveal an enormous triptych of photographic mementoes—girls, relatives and cricket teams.

There is a strong sense in the novel of the characters merging their lives. Giles Havergal's production is appropriately fluid. Its starts with George VI on tape announcing Victory in Europe, establishing the flashback principle. Kate Kitovitz's Stella correctly allows herself to be imprinted with experience, her ethereal strangeness complemented by the single white Diaghilev-style white quiff.

Stella is an emotional experimentalist, as were many London-bound women of the time, and the play is strong in registering not just Stella's independent strength, but also the dithering confusion of the factory girl Lonie Lewis (transformed brilliantly by Charon Bourke into a comically stuttering, instantly recognisable doomed single mother) and the wiseacre overall cynicism of the ARP warden Connie (played with a most touching, acerbic world-weariness by Roberta Taylor in a blue boiler suit).

Robert is a Nazi sympathiser when, as many commentators have pointed out, you would expect a traitor at this time to have Communist allegencies. This handicap is added to the physical one of Robert's limp, acquired on the Dunkirk beaches before the "humiliating" retreat in the pleasure boat convoy. Mark Lewis makes a virtue of a lack of motivation by remaining opaquely mysterious throughout. The hunter Harrison poses no such problem, and Christian Burgess acquires a headlong urgent nastiness as the evening progresses. But the angle is what matters and the stage is constantly alive with predatory approach tactics, vocal manoeuvrings and mute participations in profile.

The wonderful description of the concert in Regent's Park which opens the novel crops up towards the end of the first act, but only as a distant backdrop to Louie's encounter with Harrison. Similarly, the country scenes only exist in so far as Robert's mother (Patricia Lawrence resembling a downmarket Ivy Compton Burnett) populates them. Shifts of emphasis in a new dimension do nothing, though, to dispel atmospherics of both the heat of the day and the still of the night. The exquisite lighting by Gerry Jenkinson, the generous sponsorship (£8,000 and all advertising on the underground) by Bankers Trust Company.

Mr Havergal is on loan to Shared Experience from the Glasgow Citizens while Mike Alfreds embarks on a year or so at the National Theatre. The company has just opened an office and a rehearsal room in an abandoned 1924 Soho laundry off Broadwick Street. The lease has been acquired from the Westminster City Council who also give the company a grant of £26,000 for community projects. The Arts Council gives £104,000 but, since discontinuing what remained of its Housing the Arts policy, does nothing for groups like Shared Experience in the way of much-needed general facilities.

The Heat of the Day was rehearsed in a large, airy white attic that was once the public laundry. These excellent new premises form part of the Grade II listed Marshall Street buildings—now a leisure centre—and the conversion is to be paid for out of a public appeal for £90,000, approximately half of which has been raised.

I hope they find the balance. Shared Experience is a great credit to its founder and its staff and represents one of the most vital areas of cultural activity in Britain. Sometimes I moan about small-scale touring companies with small-scale ambitions. Shared Experience is exempt: next project off the line is a stage adaptation of Milton's *Paradise Lost*, and you can't get more creative, or perhaps foolhardy, than that.

Michael Coveney

Chess No. 666

White played 1 RxP ch! Resigns. If KxR (or K-R1); 2 R(3)-KN3 wins); 2 R-N3 ch, K-R1(K-B3; 3 Q-N5 mate); 3 N-N6 ch! K-N2(PxN); 4 Q-R6 ch wins); 4 NxR dis ch, KxN; 5 Q-R6 ch, K-B2(K-K1; 6 QxKP ch mates); 5 R-N7 ch when if 5...K-K1; 6 QxP ch or K-B1; 7 R-K7

Surreal Boccanegra

MUSICAL standards are high in the new English National Opera *Simon Boccanegra*. The cast is very strong, just about the strongest the company in its current estate could field; orchestra and chorus are solid, and Mark Elder's conducting of Verdi is as knowledgeable as ever. All this is just as well, because the music has to accompany and support a pretty crummy production by David Alden (of *Mazeppa* notoriety): messy, vacuous, almost entirely devoid of really interesting ideas about the piece. But Verdi well and feelingly performed has a magisterial way of training the senses to rise above staging infelicities. For this reason, Thursday was a bearable evening at the Coliseum.

Jonathan Summers takes the title role. There were a few (entirely understandable) blank patches in the Council Chamber scene and the finale (this was, I think, his first Boccanegra; at the Other Place he sings Paolo). In the main, though, he was in splendid voice, noble, broad, with a genuine distinction of colour and line — without it, this opera loses much of its special appeal. It puzzles me that Mr Summers at the Coliseum seems to be twice the performer we hear at Covent Garden; the same holds true in Italian roles, for Gwynne Howell, whose Fiesco had a similar sweeping dignity. Perhaps the fact that both were singing in their native tongue (in James Fenton's acceptable new translation) explains the difference. These were both communicators of stature, and their final duet was memorably moving.

Janice Cairns, the Amelia-Maria, becomes a more resourceful and commanding Verdi *spinto* with each new role. The tone is still less than ideally rich. Top notes, invariably secure and well placed, can grow shrill. But she has the measure of the music, which shows in many awkward places (in the Act 2 trio the graded crescendo on a rising scale up to top C was an admirable example), and her accurate musicianship is very winning. Arthur Davies (Gabriele Adorno) is light casting for a role that in its revised form was written for a future Otello: but here too quality wins through. This is evidently the golden period of Alan Opie's career: every new part he tackles is turning out glowingly well, and Paolo (a few notes of self-conscious flattening apart) is no exception.

These are all mature, experienced stage artists who know how to hold the attention with notes and words. For the scenes of intimate emotion, with which this uneven but profoundly serious opera is so generously supplied, not much else is required—and luckily so, since from the production very little is forthcoming in the way of intelligent focus on the characters (the demands of the *Boccanegra* "public" scenes are more complicated, and are accordingly more obviously funked here).

Likewise, Mr Elder and his orchestra know how to sustain the long line of the drama through the disparity of styles caused, in the work's final version, by the admixture of revised and original material. I felt on Thursday a slight want of sensitivity to sea-air detail: for instance, the woodwind flicks and arabesques in the Act 1 introduction lacked clarity and specificity of colour. But these things will surely come: in important *Boccanegra* matters Mr Elder is on the right lines.

Of Mr Alden and his designer David Fielding the opposite can confidently be said—or rather, they seem to be on no lines at all, apart from those familiar theatre doodles to which their previous productions have accustomed us. There are no *Mazeppa* chain-saws, at least, but the bare light-bulb, the lonely wooden chair, the mix and match of unrelated clothing styles (chain-mail, greatcoats, Bisto Kid suits, medieval robes) and the dislocated stage management all have an overpowering air of *déja vu*. Left side boxes are filled with rocks; rocks are also dragged across the stage (you don't make a virtue of clumsiness by flaunting it); when in the Council Chamber a giant hand sails down from the flies on ropes, the world of *Monty Python* comes dangerously close.

Like a precocious adolescent, Mr Alden has gone mad on Surrealism; he evidently believes that, because the *Boccanegra* libretto is "strained and problematic" (a phrase from James Hepokoski's essay in the excellent ENO/ROH *Boccanegra* libretto book), it therefore follows that planting it with surreal images will add up to meaningful music-theatre. Nothing could be further from the truth. Again and again I was reminded just how difficult this work is to stage really well. The new ENO *Boccanegra* is altogether the work of a bright, aggressive adolescent — and Verdi, of all opera-creators, belongs to adults.

Max Loppert

A sympathetic Seraglio

BEYOND THE handsomely apt costumes, a single palm tree and the occasional flash of a scimitar. Opera North's new *Abduction from the Seraglio* disdains the picturesque. Kevin Rupnik's set is a bleak, stage-high wall pierced by one window, with many lower doors to allow characters to pop in and out in flight and pursuit. It is all flimsy plywood, barely painted — insistent Poor Theatre, odd-looking in the sumptuous Leeds Grand Theatre, though Peter Kaczorowski's lighting achieves pretty stage pictures. Graham Vick's production (first seen at the Opera Theatre of St Louis) rations the comedy sternly, but treats the plight of the captives —and above all the plight of their captor, the (black) Pasha Selim—with closely detailed sympathy.

Mozart might have been puzzled to find his mock-Turkish *Singspiel* so soberly handled (and with such long, fraught silences), but he would have been pleased to find that his music is allowed to carry all the drama — except, of course, for the non-singing Pasha (Ewart James Walters, a bit strangulated but moving). I have seen *Seraglios* which were picturesque and comic *and* no less humane; nonetheless the slightly wilful austerity here does no harm, given the stylish, committed young cast. They sing Andrew Porter's clear and faithful translation.

Laurence Dale is an eager Belmonte of upstanding dignity; for once he is given his "Ich baue ganz" (to pass the time while the ladder is sought), and he made a ringing success of it. Constanze is Sally Wolf, courageous and accurate if not ideally limpid of tone; her "Martern aller Arten," rhythmically a trifle slack, was still impressive. As Blondchen, Elizabeth Gale faced near-rape with spirit, and carolled brightly even while laboriously retrieving apples from all over the stage (producer's sadism, not the Turks'). Bonaventura Bottone is the predictably engaging — if unusually haggard — Pedrillo. I think his serenade wants to go a notch faster.

Tom Haenen's Dutch accent suits the grumpy, dangerous Osmin surprisingly well, and he attacks all his music with fervour and precision. (At each verse of his opening song, he releases another drained-looking female from one of his rooms.)

The little chorus is fine, and so is the keen Opera North orchestra. Tomasz Bugaj conducts: bracing energy in the "Turkish" music, tenderness lavished upon the sentiments, all expertly Mozartean. On Thursday, ensemble with the singers slipped here and there, and in the Act 2 quartet the plebeian pair were too backwardly balanced — nothing serious, and it should quickly come right. With a new Belmonte and Blondchen, *Seraglio* travels in May and June to Hull, Manchester, Nottingham and York. Well worth catching.

David Murray

CHRISTIE'S

ST JAMES'S

8 King Street, London SW1. Tel: 01-839 9060

Wednesday 8 April at 11.00 a.m.
NATURAL HISTORY, TRAVEL, ATLASES AND ARCHITECTURE

Wednesday 8 April at 11.00 a.m.
RUSSIAN PICTURES AND WORKS OF ART

Thursday 9 April at 11.00 a.m.
IMPORTANT ENGLISH FURNITURE

Thursday 9 April at 2.00 p.m.
IMPORTANT EUROPEAN SCULPTURE AND WORKS OF ART

Friday 10 April at 11.00 a.m.
IMPORTANT OLD MASTER PICTURES

Christie's South Kensington is open for viewing on Mondays until 7 p.m. For further information on the 12 sales this week, please telephone 01-581 7611

Christie's have 25 local offices in the U.K.
If you would like to know the name of your nearest representative please telephone 01-588 4424.

Art Galleries

KING STREET GALLERIES, 17, King St., St. James's, SW1. 01-930 9392. Paintings and Drawings by early members of the LONDON SKETCH CLUB, 1898-1930. Until 11 April. Open Mon.-Sat. Thur. until 8 p.m.

BURLINGTON GALLERY LTD. "SECOND INNINGS." Cricket pictures, prints, ceramics and cricketana. 1st-22nd April. Illustrated catalogue £1.50. 10, Burlington Gdns., W1X 1LG. Mon.-Fri. 9.30-5.30; Sats. 10.00-12.00. 01-734 9228.

ALLANS — HAND EMBROIDERED SILK PICTURES. Now not only in Chinese traditional but in commissioned designs inspired by the Impressionists in Cross-stitch technique—Do call and see them and the incredible double-sided hand embroidered pictures each on its own hand carved cherry wood free standing frame. Lower Ground Floor of Allans Famous Silk Shop, 56-58, Duke Street, Grosvenor Square, London W1M 6HS. 9-5 Mon.-Fri.; 9-2 Sat.

PARKER GALLERY, 12a-12b, Berkeley Street, London W1X 5AD (opposite Mayfair Hotel). 01-499 5906.

MARLBOROUGH, 6, Albemarle St., W1. STEVEN CAMPBELL. Recent Paintings. 3 April-1 May. Fully illus. cat. avail. Mon.-Fri. 10-5.30; Sats. 10-12.30. 01-629 5161.

Clubs

EVE has outlived the others because of a policy of fair play and value for money. Supper from 10-3.30 am. Disco and top musicians, glamorous hostesses, exciting floorshows. 189, Regent St., W1. 01-734 0557.

Appointments

IFM

INTERNATIONAL FINANCIAL MARKETS TRADING LIMITED

INTERNATIONAL EQUITY TRADING

IFM Trading Limited is an independent company active as a principal in the major financial markets. The firm is active in equity markets worldwide, in both the futures and option areas and in other related securities. In order to exploit these opportunities more effectively, the company wishes to recruit a suitably qualified graduate to assist in the application of its trading strategies. The successful candidate will hold a Masters degree in Business Administration from a recognised international business school and will be conversant with current financial techniques, as well as demonstrating proven computer related skills. An academic background in mathematics and finance with proven ability in investment banking is a fundamental qualification for this position.

This position offers an attractive remuneration package. Applicants should write, enclosing a CV and supporting evidence of their suitability, to:

Richard Atkinson, Deputy Managing Director

IFM Trading Limited
1 Finsbury Avenue
London EC2M 2PA

Financial Times Saturday

WEEKEND FT

• SPORT •

Prayers, punters and head cases

Michael Thompson-Noel abandons the formbook and tips Bright Dream for today's Grand National

BECHER'S BROOK. The Canal Turn. Valentine's. The Chair. To those who can distinguish one end of a steeplechaser from another—and even to millions who can't—there is something bleakly menacing about the roll-call of famous fences at Aintree racecourse, Liverpool, where they run the Grand National.

Study them today. The 16 fences may be a less formidable test than formerly. But most are still intimidating, with cavernous "drops" on the landing side which can swallow wave after wave of horses and their riders with shuddering finality.

But then, the National is unique—a marathon steeplechase over 4¼ miles whose grip upon the popular imagination, whatever the randomness that often shapes it or the cruelties that can disfigure it, is as strong—possibly—as at anytime since a winter Tuesday in 1839 when 50,000 people crowded into Aintree for the National's first running.

To corroborate this claim, one can point to the 50,000-plus who will jam the course to-day; or to the queues of mug punters who will struggle in and out of betting shops in a carnival-like procession that helps make the bookies rich beyond greed; or to the worldwide TV and radio audience, estimated at 300m, that will tune in today.

Strange to relate, but the people least likely to feel queasily apprehensive as the field charges the first of Aintree's fences are those who will be closest to the action — the 40 jockeys.

But then jump jockeys are head cases, or at any rate swashbuckling souls from a chivalric time warp whose minimum professional qualification is a staggering disregard for the hazards to life and limb that are implicit in what they do. They *know* about the dangers—about the risk of mutilation. But they do not experience fear, unless their bottle has truly gone.

Charlotte Brew, the first woman to ride in the National—a decade ago — said that "jumping Becher's was like jumping off the end of the world." And Richard Pitman, whose pre-National routine always included a civilised mid-morning sauna, plus a glass of champagne, then a few minutes in church on his way to the racecourse, says he has heard jockeys pray during the course of the race. "They'll approach a fence and say: 'God, let me get over this one.'"

But you won't hear a National jockey admit he is afraid. Josh Gifford, who was four times champion jockey and now trains at Findon (he trained Aldaniti to an epic National victory in 1981) says that for a jockey "the worst feeling in the world is not having a ride in the National. I rode round Aintree — the National and other races — maybe 40 times, and never had a fall. Maybe I was lucky. I was unseated three times, pulled up once, and refused once. Out and About, for example, unseated me at the third last. Now *there* was a head case.

"Riding in the National is completely different to ordinary race riding. You seem to have all the time in the world, and of course you haven't. There are drops to most of the fences. It's those first two fences that are the problem, because they seem to come so quickly, before you're sorted out.

"Nerves? They don't come into it. If you suffered from nerves you wouldn't be doing it."

I was talking to Josh last Sunday morning, in the calm of his Findon stable, high on the Sussex Downs. Down below, the village was like a postcard. Bells tolled, the sun shone, and honest country folk strolled unflinchingly to church.

Up at Downs Stable, where Josh trains 60 jumpers, there was a razor-sharp wind—and some very fit horses. Josh has two runners in to-day's National: Bright Dream, to be ridden by Richard Rowe, and You're Welcome, in the Aldaniti colours (jockey: Peter Hobbs).

Both horses are 11-year-olds, so they know the score, and both are bottom weights, carrying ten stone, though it's Bright Dream I've backed (£10 at 50's) on account of his exquisite gentle manners and wise old eyes. (Colour me sentimental, but I've had it up to *here* with formbooks and experts).

"He jumps like a buck and stays forever," says the trainer of Bright Dream. "He was a class horse in his day, and is very, very well. When Richard rode him in the Topham at Aintree last year he was a bit apprehensive, perhaps expecting a fall. But he really shouldn't have worried. This lovely old fellow would have pulled himself up if he didn't like the look of things."

Higher up the handicap is a horse called Plundering, trained at Upper Lambourn by the great Fred Winter, and set to carry 10 stone 11 pounds. His rider will be champion jockey Peter Scudamore who, contrary to belief, is not on a retainer as stable jockey to Winter but receives an extra 5 per cent on top of a jockey's normal 10 per cent share of a first-place prize. (To-day's National, sponsored by Seagram, will be worth a total of more than £100,000, including a first-place prize of £65,152.

A striking russet bay by Brave Invader, Plundering won last year's Whitbread Gold Cup but has been a disappointment since finishing fourth behind Broadheath in the Hennesy Gold Cup at Newbury last November.

Apart from Jay Trump, who won the Grand National in 1965, and Anglo, who triumphed a year later, Winter has trained a succession of brilliant stars.

What happened to Plundering last year, when he fell in the National? "I think that he and Simon (Sherwood) got themselves blinded and the horse didn't see what was happening ahead," says the trainer. "Anyway, he fell at the Canal Turn on the first circuit. Luckily he pulled himself up and we were able to run him fresh to win the Whitbread."



How will Scudamore ride him today? "The important thing," says Fred, "is to jump off quickly and then take a pull before the first. That way you're way ahead of the trouble but have eased up slightly before you jump. That's why so many come down at the first. They're going too fast in the mad rush and some of them get unsighted.

"Peter will probably have a few in front of him. If all goes well he will make up his ground where and when he chooses. After all, they only lob along for most of the way, which is why a 2½-mile horse that can quicken so often wins the National."

This is not to belittle the torture of the punishingly long run-in from the last fence to the winning post — a harrowing final test of horse and rider which prompted Lester Piggott to volunteer the view that "they should make up their bloody minds whether its a jump race or a five-furlong race."

The clever money today will pour on West Tip, last year's winner, and likely to start at about 4-1. But those are frigidly cramped odds. In any case, big fields offer poor value for money, as the bookies well know.

In The Punter's Revenge, a book about computer gambling, authors Tony Drapkin and Richard Forsyth inform us that "in the 1985 Grand National 40 runners went to post. The bookmakers were operating on a take in excess of 30 per cent Some £50m was wagered on the race which, in the event, went to a 50-1 outsider. The horse was virtually unbacked and the bookmakers had a field day. So much for large fields."

The authors — quite rightly — reject any tendency by frustrated punters to portray bookmakers as "part of that sleazy *demi-monde* bordering the underworld which has been evoked graphically in the thrillers of Dick Francis, a world peopled by unscrupulous trainers, bent jockeys, nobblers, wreckers, and assorted thugs and heavies."

But they are quite sure of themselves when they say: "By and large, the bookmakers' system is unbeatable because it is self-regulating. Any major change in the overall pattern of betting will simply lead to an adjustment of the odds in the bookmakers' favour."

Come on, Bright Dream, you splendid gentle fellow!

● *Additional reporting by Dominic Wigan.*

Dominic Wigan assesses the prospects of the 40 starters

Bewley's Hill (66-1)
An ex-American 'chaser who lifted the 1984 Maryland Hunt Cup before failing only narrowly to complete the double in 1985. Impossible to assess and one of the National's few mysteries.

Valencio (200-1)
A Czechoslovakian gelding who has won 'chases from 2 to 4½ miles in that country.

West Tip (4-1)
Last year's winner. Ran a fine trial for today's race when closing fast to finish a four-length fourth behind The Thinker in the Tote Cheltenham Gold Cup last month.

Maori Venture (40-1)
Owned by Jim Joel and therefore one almost everyone would like to see win if their own cannot. This handsome chestnut does not jump well enough to inspire much hope.

Plundering (18-1)
If he manages to measure his fences with accuracy and jump economically from an early stage, you should get a fair run.

Corbiere (20-1)
The National winner of 1983 and a third in the following two seasons before falling at the fourth 12 months ago.

Drumlargan (66-1)
A faller at the Chair last year and no longer fast enough to warrant much interest.

Attitude Adjuster (33-1)
Not always as enthusiastic as his jockey, he is still a fine 'chaser on his day and not out of it.

The Tsarevitch (25-1)
By Mummy's Pet, this one gave his supporters a tremendous run last year. A very possible winner.

Insure (40-1)
A stable mate to Plundering, he has deteriorated steadily since winning last years' Irish National.

Classified (14-1)
An even faster sprinter than his stable companion The Tsarevitch, this one also ran well a year ago.

Glenrue (40-1)
The Whitbread Trophy winner here last season, he has been too erratic of late to encourage support.

Smith's Man (12-1)
Successful in the Whitbread Trophy in 1985, he will need to be caught in the right mood.

Dark Ivy (7-1)
A snow white son of My Swanee, this leading fancy has improved more than most since the weights were published for the race.

Monanore (40-1)
Eighth of 17 finishers a year ago after heading the field momentarily on the second circuit.

Daltmore (100-1)
His jumping was patchy in the 1985 Whitbread here and recent form gives no cause for optimism.

Smartside (66-1)
Did well after a long lay off when chasing home Bold Agent at Navan in November and a far from hopeless proposition.

The Ellier (14-1)
Last month's Kim Muir winner at Cheltenham, he does not appeal at current odds, which are largely due to spring double (Lincoln and National) liabilities.

Run To Me (100-1)
Third in last year's Whitbread here, but has deteriorated since.

Lean Ar Aghaidh (10-1)
Pronounced "Lan-a-rye" this one was a neck second to The Ellier at Cheltenham recently and cannot be dismissed

Hi Harry (66-1)
Almost nothing to enthuse about with this one.

Tracey's Special (50-1)
Preben Fur (66-1)
You're Welcome (50-1)
Marcolo (66-1)
Brown Trix (66-1)
Why Forget ... ... (50-1)
Bright Dream (50-1)
Little Polveir ... ... (40-1)
Northern Bay (50-1)
Big Brown Bear (150-1)
Gala Prince (250-1)
Eamons Owen ... ... (100-1)
Brown Veil (250-1)
Lucky Rew (250-1)
Cranlome (500-1)
Le Bambino (500-1)
Brit (500-1)
Spartan Orient (250-1)
Colonel Christy (250-1)

FT CROSSWORD PUZZLE No. 6,295

CINEPHILE



Prizes of £10 each for the first five correct solutions opened. Solutions, to be received by next Thursday, marked Crossword on the envelope, to The Financial Times, 10 Cannon Street, London EC4P 4BY. Solution next Saturday.

ACROSS

1 See 12 across, 5 down, and 13 down
4 Brave sort of couplet (6)
8 Ship's sails, etc.: written in lot (7)
9 Imitation: I miss wandering about myself (7)
11 Cul-de-sac, badly (North-East ill) arranged (5, 5)
12, 1 across Literary sister's article on North Spanish river with ten bends (4, 6)
13 Tree, 900 subtracted from Portuguese enclave (5)
14 Associate of animal or king and queen (2-6)
16 Literary sister's work, nothing less than Pooh's friend after a month (4, 4)
18 Lake in U.S.A., thanks to weeder (5)
20 Try to fly in panic? (4)
21 Anticipatory work of Pinter outside flat (10)
23 Shiner let off in alarm (7)
24 Putting part of leg in fruit is a sport (7)
25 Slip listing slips? (6)
26 "Breakfast's cooking" is provocative (4, 2)

DOWN

1 She's a jewel (5)
2 Love and caring, possibly, is one sort of farming (7)
3 Literary quartet featuring a £1,000 lottery (9)
5, 1 across Literary sister of Byron, perhaps, with one of the Lawrences after fruit is returned (5, 6)
6 Begin melody alfresco (4, 3)
7 Tell niece—ugly customers (9)
10 Susan was a servant in bed (5-4)
12, 1 across Literary sister, sweet, Russian in French and Breton? (9, 6)
15, 19 Literary sister's work starts with posh operas by man with poor sight (9, 7)
17 Master of king's music? (7)
19 See 14
21 Guide for a religious group? (5)
22 Silky fabric from Hamilton in Ontario (5)

Solution to Puzzle No. 6,294



Solution and winners of Puzzle No 6289



Ms Naomi Datta, London W4; Mr Derek King, Newbury, Berkshire; Mr Ken Budge, London SW2; Mrs M. E. Harvey, Epsom, Surrey; Mr G. Stuart-Clarke, Richmond, Surrey.

TELEVISION AND RADIO

SATURDAY

† Indicates programme in black and white

BBC 1

8.30 am Family-ness. 8.35 Dogtanian and the Three Muskehounds. 9.00 Saturday Superstore. 12.15 pm Grandstand, including 12.55 News; Today's racing and tomorrow's Littlewoods Challenge Cup Final; 1.00 Grand National Quiz; Racing from Aintree at 2.00, 2.40, 3.20 The 1987 Seagram Grand National; 2.10 Interview with John Francome; 3.50 Football (half-time news); 4.00 Rugby Union (highlights of England v Scotland, Wales v Ireland); 4.40 Grand National Re-play; 4.50 Classified Results. 5.15 News. 5.25 Regional programmes. 5.30 Oliver Twist. 6.00 Perfect Strangers. 6.25 The Little and Large Show.

7.00 One By One. 7.50 Bob Says Opportunity Knocks. 8.40 Bergerac. 9.35 News and Sport. 9.50 Cagney and Lacey. 10.40 Monty Python's Flying Circus. 11.10 Racing from Aintree. 11.25 Film: "Bug" starring Bradford Dillman.

BBC 2

6.50 am Open University. 1.55 pm Chess Classic. 2.25 Rugby Union: "The Save and Prosper International" England play Scotland for the Calcutta Cup. 4.00 Film: "Music Man" starring Robert Preston and Shirley Jones. 6.30 The Week in the Lords. 7.10 Newsview. 7.50 The Barbican's Fifth Birthday Concert (Simultaneous broadcast with BBC Radio 3). 9.30 Easter On Two (preview of BBC2's Easter programmes). 9.35 A Dorothy L Sayers Mystery: Strong Poison. 10.30-1.30 am Film: "Andrei Rublev" (black and white with colour sequence to finish).

LONDON

6.55 am TV-am Breakfast Programme. 9.25 No 73. 11.00 The Outsiders. 12.00 News. 12.05 pm Saint and Greavsie. 12.30 Wrestling. 1.20 Athletics—Kodak AAA 10km Road Race from Hemel Hempstead. 2.15 Comedy Classic: Please, Sir! 2.45 Movie Premiere: "Sahara" starring Brooke Shields. 4.45 Results Service. 5.00 News. 5.05 The Incredible Hulk.

6.45 Bobby Davro's TV Weekly. 7.15 Me and My Girl. 7.45 The Price Is Right. 8.45 News and Sport. 9.00 Hunter. 10.00 Parkinson One-to-One with Billy Connolly. 10.45 LWT News Headlines followed by The Spitting Image 1987 Movie Awards. 11.10 Movie Premiere: "National Lampoon's Class Reunion." 12.45 am Bellamy. 1.35 Mirror Image.

CHANNEL 4

9.25 am Pets In Particular. 9.50 4 What It's Worth. 10.20 The Living Body. 10.45 The World: A Television History. 11.15 The Life and Times of Lord Mountbatten. 12.15 pm Isaura The Slave Girl. 1.00 "Blood and Sand" starring Tyrone Power and Rita Hayworth. 3.20 "Destry Rides Again" starring Marlene Dietrich. 5.05 Brookside Omnibus. 6.00 Right to Reply Special.

7.00 News Summary followed by The Gods of War. 7.30 Horses. 8.30 The Wine Programme. 19.00 The Power Game. 1000 Saturday Live. 11.15 "Smash Palace."

S4C WALES

11.00 am A Week in Politics. 11.45 What The Papers Say. 12.00 The Marketing Mix. 12.30 pm The Making Of Britain. 1.00 The Media Programme. 2.00 Rygbi Rhyngwladol: Cymru v Iwerddon. †4.15 Feature Film: "The Moon and Sixpence" starring George Sanders. 6.00 Right To Reply Special.

†7.00 The March of Time. 7.30 Newyddion. 7.50 Stumiau. 8.20 Elinor Ac Erailll. 9.05 Y Maes Chwarae. 10.05 ER. 10.35 Ask Dr Ruth. †105 Feature Film: "Bronco Bullfrog"

IBA Regions as London except at the following times:—

ANGLIA

11.00 am Tarzan. 5.05 pm Film: "She's In The Army Now." 12.45 am The Call of the Cloister.

BORDER

11.00 am Spiderwoman. 11.30 Mr Merlin.

CENTRAL

11.00 am Mister T. 11.30 Under the Mountain. 2.15 pm Who's the Boss? 12.45 am Central Jobfinder '87.

CHANNEL

11.00 am Tarzan. 11.59 Today's Weather. 12.45 am Swan's Way.

GRAMPIAN

11.00 UFO. 12.45 am Reflections.

GRANADA

11.05 am The Greatest American Hero. 2.15 pm Easy Street. 12.45 am Meltdown.

cast that the dividend for incom

HTV

11.00 am UFO. 11.57 HTV News.

SCOTTISH

11.00 am Fireball XL5. 11.25 Crystal Tipps and Alistair. 11.30 The Smurfs. 5.05 pm The A-Team. 6.00 Elkie Brooks in Concert. 12.45 am Late Call.

TSW

11.00 am Gus Honeybun's Magic Birthdays. 11.03 Chips. 11.57 TSW News. 2.15 Fisheries News. 2.30 Walt Disney Presents. 5.40 Gus Honeybun's Magic Birthdays. 5.50 The A-Team. 12.45 am Postscript.

Marlene Dietrich in Destry Rides Again: C4, 3.20 pm

TVS

11.00 am Tarzan. 11.57 TVS Weather. 12.45 am Portrait of a Legend (The Grateful Dead). 1.15 Company.

TYNE TEES

11.00 am UFO. 11.55 Lookaround. 12.45 am Poetry of the People.

ULSTER

11.00 am The Outsiders. 11.58 Lunchtime News. 4.55 pm Sports Results. 5.03 Ulster News. 8.57 Ulster News.

YORKSHIRE

11.00 am Tarzan. 5.05 pm "She's In The Army Now" (Kathleen Quinlan stars with Jamie Lee Curtis). 12.45 am Jobfinder.

BBC RADIO 2

Stereo on VHF

8.05 am David Jacobs. 10.00 Sounds of the 60s presented by Zoot Money. 11.00 Album Time with Peter Clayton. 1.00 pm The News Huddlines. 1.30 Sport on 2: Racing from Aintree at 2.00 and 3.20 (Seagram Grand National Chase); Rugby Union: England v Scotland and Wales v Ireland (both kick-offs 2.30); Football; and at 5.00 Sport Report. 6.00 Pop Score. 6.30 They Did It Their Way. 7.00 The Press Gang. 7.31 Gala Concert from Cardiff. 9.30 String Sound. 10.05 Martin Kelner. 12.05 am Night Owls with Dave Gelly. 1.00 Nick Page presents "Nightride." 3.00-4.00 A Little Night Music.

BBC RADIO 3

7.00 am News. 7.05 Aubade (8.00 World Service News). 9.00 News. 9.05 Record Review. 10.15 Stereo Release. 11.15 Berlin Radio Symphony Orchestra. 1.00 pm News. 1.05 English Music by Elgar and Bliss. 2.00 Earl Wild piano recital from the 1986 City of London Festival. 3.00 Telemann (first UK broadcast of his "St Matthew Passion"). 4.20 Ries and Borodin. 5.00 Jazz Record Requests. 5.45 Critics' Forum. 6.35 The Organ Sonatas of Alexandre Guilmant. 7.10 Duo Concertante. Music for clarinet and piano by Milhaud, Weber and Richard Rodney Bennett. 7.50 The Barbican's Fifth Birthday Concert. An all-Beethoven concert conducted by Sir Georg Solti (simultaneous broadcast with BBC-2): Overture Coriolan, Piano Concerto No. 1 (with Murray Perahia) and Symphony No. 7. 9.30 Michele (documentary on the life and work of Michelangelo Merisi da Caravaggio). 10.10 Leonard Rose and Norman Shelter. 10.30 Arditti String Quartet. 11.25 Drumming At Night. Claude Vivier's "Five chansons" performed by Simon Limbrick (percussion) 11.57-12.00 News.

BBC RADIO 4

7.00 am Today. 9.00 News. 9.05 Sport on 4. 9.30 Breakaway. 10.00 News. Loose Ends with Ned Sherrin and guests. 11.00 The Week in Westminster. 11.25 From Our Own Correspondent. 11.55 The Weekend on 4. 12.00 News; Money Box. 12.27 pm Just A Minute! (S). 12.55 Weather. 1.00 News. 1.10 Any Questions? 1.55 Shipping forecast. 2.00 News: Dilys Powell's History of the British Cinema (S). 2.30 The Afternoon Play (S). 4.00 News; International Assignment. 4.30 Science Now.

5.00 The Living World. 5.25 Week Ending. 5.50 Shipping forecast. 5.55 Weather; Travel. 6.00 News: Sports round-up. 6.25 Stop the Week with Robert Robinson (S). 7.00 Saturday Night Theatre (S). 8.30 Baker's Dozen (S). 9.30 Thriller! 9.50 Ten To Ten (S). 9.58 Weather. 10.00 News. 10.15 The Saturday Feature (S). 10.45 Mixed Metalordes (S). 11.00 Nineteen Ninety Eight (S). 11.30 Unnatural Acts (S). 12.00-12.15 am News.

SUNDAY

† Indicates programme in black and white

BBC 1

8.55 am Play School. 9.15 Signs of Hope. 10.00 Asian Magazine. 10.30 Take Nobody's Word For It. 10.55 The Interview Game. 11.20 Lyn Marshall's Everyd y Yoga. 11.30 Parent Programme. 11.45 Telejournal. 12.10 pm Sign Extra. 12.35 Farming. 12.58 Weather for farmers. 1.00 This Week Next Week.

2.00 EastEnders. 3.00 Match of the Day Live. The Littlewoods Challenge Cup Final: Arsenal v Liverpool live from Wembley Stadium. 5.15 The Muppet Show. 5.40 The Animals Roadshow. 6.15 You In Mind. 6.25 News. 6.40 Songs of Praise. 7.15 The Russ Abbot Show. 7.45 The District Nurse. 8.35 Mastermind. 9.05 News 9.20 That's Life! 10.05 Heart of the Matter. 10.40 Video Active. 11.05 The Queen's Realm: A Prospect of England.

BBC 2

2.00 pm International Rugby Special. 3.00 Film: "Whistle Down The Wind" starring Hayley Mills. 4.35 "Patience or Bunthorn's Bride," opera in two acts by W S Gilbert and Arthur Sullivan. 6.30 The Money Programme asks "What Future for Coal?" 7.15 On The House. 7.45 Opera Workshop 8.45 Wisden 9.25 Did You See... ? 10.05 Screen Two: On The Palm.

LONDON

6.55 am TV-am Breakfast Programme. 9.25 Wake Up London. 9.30 Disney's Adventures of the Gummi Bears. 10.00 No 73. 10.30 Black Beauty. 11.00 Morning Worship. 11.45 The Old Testament In Art. 12.00 Weekend World. 1.00 pm Police 5. 1.15 The Smurfs. 1.30 Getting On. 2.00 LWT News Headlines followed by A Dying Order.

2.30 "Jesse James," starring Tyrone Power and Henry Fonda. 4.30 Supergran. 5.00 Survival. 5.30 Long Furrow. 6.00 The Television Show. 6.30 News. 6.40 Appeal—Ken Dodd on behalf of Hasicom. 6.45 Highway. 7.15 Catchphrase. 7.45 Live from the Palladium. 8.45 Crazy Like A Fox. 9.45 News. 10.00 Clive James on Television. 10.30 The South Bank Show. 11.30 LWT News Headlines followed by Cutter to Houston.

CHANNEL 4

9.25 am Sunday East followed by Deewanain. 10.00 The World This Week. 11.00 Worzel Gummidge. 11.30 The Waltons. 12.30 pm The Tube. 2.00 Rebecca. 12.30 "The Stars Look Down" (stars Michael Redgrave).

4.20 The World Curling Championship for the President's Cup. 5.30 News Summary followed by The Business Programme. 6.15 International Volleyball: The Pickfords Travel Trophy. 7.15 The World At War. 8.15 Down by the Greenwood Side. 9.10 Clem. 10.35 Curling.

S4C WALES

9.00 am Heloc. 10.00 The World This Week. 11.00 Worzel Gummidge. 11.30 The Waltons. 12.30 pm The Tube. 2.00 Two By Forsyth. 3.00 Pel-Droed. 5.30 The Business Programme. 6.15 International Volleyball.

7.20 Newyddion. 7.30 Cais Am Gan. 8.00 Pobol y Cwm. 8.30 Dechrau Canu Dechrau Canmol. 9.00 Piu Chwrthig. 9.35 Dyddiau Dyn. 10.35 Curling.

IBA Regions as London except at the following time:—

ANGLIA

9.30 am Cartoon. 11.00 pm The Beverly Hillbillies. 1.25 Weather Trends. 1.30 Farming Diary. 5.00 Lone Furrow. 5.30 Candid Camera. 11.30 The New Avengers. 12.30 am The Last Book.

BORDER

9.25 am Border Diary. 1.00 pm Farming Outlook. 1.30 Getting On. 5.00 Lone Furrow. 5.30 Survival. 11.30 Celtic Film Festival.

CENTRAL

9.25 am Max the 2000-Year-Old Mouse. 1.00 pm Getting On. 1.30 Here and Now. 5.00 Lone Furrow. 5.30 Survival. 8.45 Murder She Wrote. 11.30 Jazz and Blues. 12.00 Central Jobfinder '87.

CHANNEL

9.25 am Today's Weather. 9.26 Starting Point. 1.00 pm Les Francais Chez-Vous. 1.30 Enterprise South. 6.25 Channel News Headlines. 11.30 Man In A Suitcase.

GRAMPIAN

9.25 am Cartoon. 11.30 A Full Life (Lord Frank Chapple). 1.00 pm Farming Outlook. 1.30 Sixth Sense. 2.30 Highway to Heaven. 3.30 Eighth Celtic Film Festival. 4.00 Lone Furrow. 5.00 Scotsport. 11.30 US Documentary—"High On The Job." 12.30 am Reflections.

GRANADA

9.25 am Max, The 2,000-year-old Mouse. 1.00 pm Members only. 1.05 Aap Kaa Hak: 1.10 An Invitation to Remember. 1.40 This Is Your Right. 5.00 Lone Furrow. 5.30 Bullseye. 6.00 Survival. 11.30 Promises and Piecrust. 12.00 Show Express.

HTV

9.25 am Max The 2000-year-old Mouse. 1.00 pm West Country Farming followed by Weather for Farmers. 5.00 Lone Furrow. 5.30 Different Strokes. 6.36 HTV News. 11.30 Downtown.

HTV Wales—as HTV West except: 5.30-6.00 pm The Eighth Celtic Film Festival.

SCOTTISH

9.25 am Peter's Adventures. 11.00 Sunday Service from St. Mark's Oldhall Church, Paisley. 11.25 Singalong. 11.30 Farming Outlook. 1.00 pm The Glen Michael Cavalcade. 2.00 The Two Edged Sword. 2.30 The Baron. 3.30 The 8th Celtic Film Festival—a preview. 4.00 Lone Furrow. 5.00 Scotsport. 8.45 Murder, She Wrote. 11.30 Late Call. 11.35 Meltdown.

TVS

9.25 am Employment Action! 1.00 pm Agenda. 1.30 Enterprise South. 6.25 TVS News. 11.30 Man In A Suitcase. 12.30 am Company.

TSW

9.25 am Look and See. 1.00 pm The South West Week. 1.30 Farming News. 4.30 Gardens For All. 5.00 Supergran. 6.35 TSW News. 11.30 Promises and Piecrust. 11.55 Postscript Postbag.

TYNE TEES

9.25 am Hello Sunday. 1.00 pm Farming Outlook. 1.30 Face The Press. 5.00 Lone Furrow. 5.30 Northern Life—Sunday Edition. 6.00 Bullseye. 11.30 Billboard. 11.40 The Television Show. 12.10 am British Candid Camera. 12.40 Epilogue.

ULSTER

9.25 am Cartoon Time. 12.58 pm Lunchtime News. 1.00 Getting On. 1.30 Advice with Anne Hailes. 1.58 Farming Weather. 5.00 Lone Furrow. 5.30 Sing Out. 6.38 Ulster News. 9.57 Ulster News. 11.30 Sports Results. 11.35 Chalk and Talk. 12.05 am News at Bedtime.

YORKSHIRE

9.25 am Cartoon Time. 1.00 pm Getting On. 1.25 Farming Diary followed by Farming and Inshore Weather. 5.00 Lone Furrow. 5.30 Who's The Boss? 111.30 The Mysteries of Edgar Wallace. 12.35 am Five Minutes. 12.40 Jobfinder.

BBC RADIO 2

Stereo on VHF

7.30 am Roger Royle says "Good Morning Sunday." 9.05 Melodies For You. 11.00 Desmond Carrington with "Your Radio All-time Greats." 2.00 pm Benny Green. 3.00 Soccer Special (Medium Wave only): The Littlewoods Cup Final, Arsenal v Liverpool from Wembley Stadium. 5.00 Charlie Chester with your "Sunday Soapbox." 7.00 The Impressionists. 7.30 Ian Wallace presents Your Humble Servant. 8.30 Sunday Half-Hour 9.00 Your Hundred Best Tunes. 10.05 Songs from the Shows. 10.45 Roderick Elms and John Alley at the piano 11.00 Sounds of Jazz with Tony Russell. 1.00 am Nick Page presents "Nightride." 3.00-4.00 A Little Night Music.

BBC RADIO 3

7.00 am News. 7.05 Schubert's Church Music. 8.00 World Service News. 8.10 Mstislav Rostropovich conducts Shostakovich's Symphony No. 5. 9.00 News. 9.05 Your Concert Choice. 10.30 Music Weekly. 11.15 Malcolm Binns (piano recital). 12.15 pm Chamber Orchestra of Europe (1.00 Interval Reading). 2.05 Dohnanyi: Sonata for violin and piano Op. 21. 2.30 BBC Philharmonic Orchestra conducted by Elgar Howarth, part 1: Henze (Antifona). 2.50 Them And Us. 3.10 BBC PO, part 2: Henze (Symphony No. 7). 3.55 For The Time Of Penitence (4.40 Interval Reading). 5.30 The Jesuits. 6.15 Beethoven: Trio for clarinet, cello and piano (the composer's arrangement of the Septet Op. 20). 7.00 "Anna Bolena," Donizetti's opera sung in Italian with Katia Ricciarelli in the title role. Evgeny Nesterenko as Henry. Act 1. 8.25 Musical Times Past with Fritz Spiegl. 8.45 "Anna Bolena," Act 2. 10.25 Sounds of Finland. 11.57-12.00 News.

BBC RADIO 4

7.00 am News. 7.10 Sunday Papers. 7.15 The Local Network. 7.40 Sunday, including 7.55 Weather: Travel. 8.00 News. 8.10 Sunday Papers. 8.50 The Week's Good Cause. 8.55 Weather Travel. 9.00 News. 9.10 Sunday Papers. 9.15 Letter from America by Alistair Cooke. 9.30 Morning Service (S). 10.15 The Archers (Omnibus edition). 11.15 Pick of the Week (S). 12.15 pm Desert Island Discs (S). 12.55 Weather. 1.00 The World This Weekend. 1.55 Shipping forecast. 2.00 News; Gardeners' Question Time. 2.30 The Lord of the Rings (S). 3.30 The Radio Programme. 4.40 News; The Food Programme. 4.50 It'll Do For Now.

5.00 News; Travel. 5.05 Down Your Way. 5.50 Shipping forecast. 5.55 Weather; Travel. 6.00 News. 6.15 Too Dirty for the Windmill. 7.00 Martin Chuzzlewit by Charles Dickens (S). 8.00 Bookshelf. 8.30 An Infamous Address. 8.45 The Resurrection of Christ. 9.00 News; Proof by Dick Francis (S). 9.30 Forest Frontiers. 9.55 Weather; Travel. 10.00 News. 10.15 The Saturday Feature (S). 11.00 Seeds of Faith (S). 12.00-12.15 am News.

هكذا من الأصل